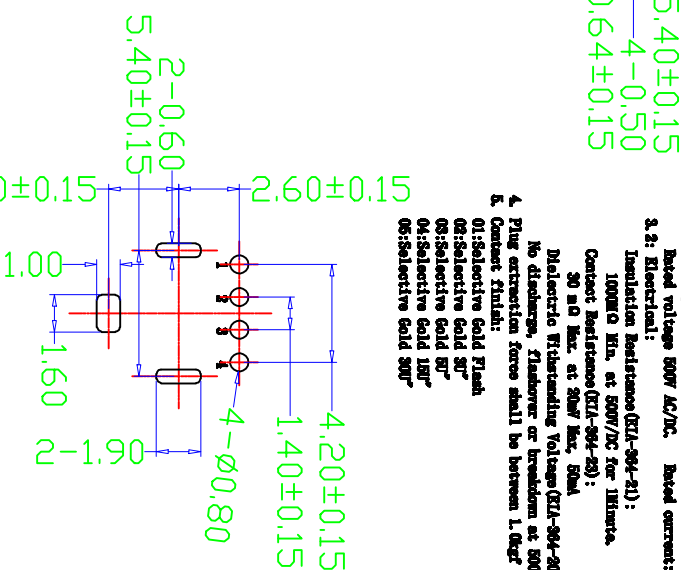
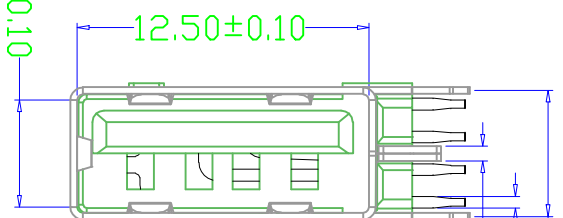
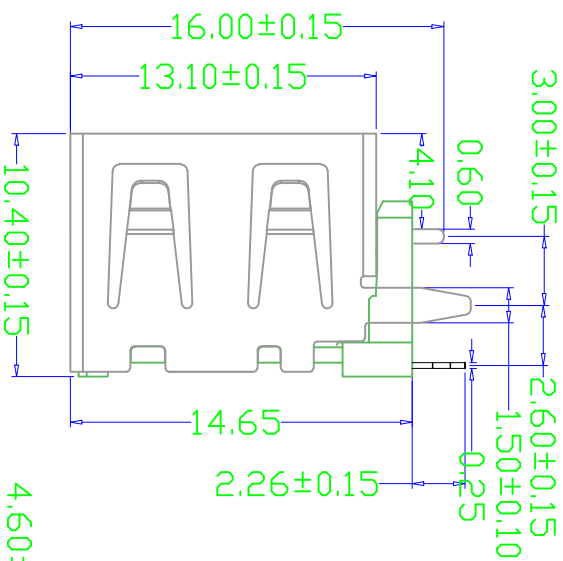
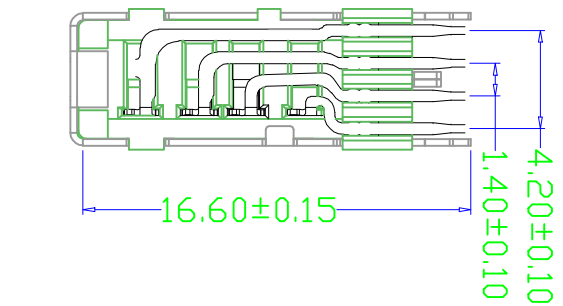
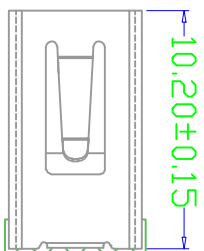


MAPX	MODIFICATION	DATE
------	--------------	------



RECOMMENDED PCB LAYOUT  
GENERAL TOLERANCES: ±0.05

公差—微米	
TOLERANCE DIMENSIONS—MICRONS	
I	±0.25
II	±0.20
III	±0.15
IV	±0.10

产品图  
深圳市精拓金电子有限公司

单位	MM	制图	Z-Y-B	制图料号	900-161B101SD10200
比例	1:1	审核		产品名称	AT10.0封装继电器三直脚无拉珠
日期	2014.07.29	批准		版本号	1.005T自版
				版本	A0