

Z-REC™ RECTIFIERS AND ZERO-RECOVERY® RECTIFIERS

	V _{RRM} (V)	I _{F(AVG)} (A) (T _c =150°C)	I _{F(AVG)} (A) (T _c =100°C)	V _{F(T_J=25°C)}		V _{F(T_J=175°C)}		T _{J(Max)} (°C)	Package Type	Recommended for new designs?
				Typ	Max	Typ	Max			
CSD01060A	600	1	2.7	1.6	1.8	2.0	2.4	175	TO-220-2	YES
CSD01060E	600	1	2.7	1.6	1.8	2.0	2.4	175	DPAK	YES
C3D02060A	600	2	5.6	1.5	1.7	1.8	2.4	175	TO-220-2	YES
C3D02060E	600	2	5.6	1.5	1.7	1.8	2.4	175	DPAK	YES
C3D02060F	600	2	2.7	1.5	1.7	1.8	2.4	175	Full-Pak	YES
C3D03060A	600	3	7.8	1.5	1.7	1.8	2.4	175	TO-220-2	YES
C3D03060E	600	3	7.8	1.5	1.7	1.8	2.4	175	DPAK	YES
C3D03060F	600	3	3.3	1.5	1.7	1.8	2.4	175	Full-Pak	YES
C3D04060A	600	4	10.8	1.5	1.7	1.8	2.4	175	TO-220-2	YES
C3D04060E	600	4	10.8	1.5	1.7	1.8	2.4	175	DPAK	YES
C3D04060F	600	4	4	1.5	1.7	1.8	2.4	175	Full-Pak	YES
C3D06060A	600	6	12.6	1.6	1.8	1.9	2.4	175	TO-220-2	YES
C3D06060G	600	6	12.6	1.6	1.8	1.9	2.4	175	D ² PAK	YES
C3D02060F	600	6	4.5	1.6	1.8	1.9	2.4	175	Full-Pak	YES
C3D08060A	600	8	15.5	1.6	1.8	1.9	2.4	175	TO-220-2	YES
C3D08060G	600	8	15.5	1.6	1.8	1.9	2.4	175	D ² PAK	YES
C3D10060A	600	10	20.3	1.5	1.8	2.0	2.4	175	TO-220-2	YES
C3D10060G	600	10	20.3	1.5	1.8	2.0	2.4	175	D ² PAK	YES
C3D20060D	600	20	40	1.5	1.8	2.0	2.4	175	TO-247-3	YES
C3D04065A	650	4	10.8	1.5	1.7	1.8	2.4	175	TO-220-2	YES
C3D06065A	650	6	12.6	1.6	1.8	1.9	2.4	175	TO-220-2	YES
C3D08065A	650	8	15.5	1.6	1.8	1.9	2.4	175	TO-220-2	YES
C3D10065A	650	10	20.3	1.5	1.8	2.0	2.4	175	TO-220-2	YES




Fig. 1 TO-220-2



Fig. 2 DPAK



Fig. 3 D²PAK




Fig. 4 TO-247-3



Fig. 5 Full-Pak

Z-REC™ RECTIFIERS AND ZERO-RECOVERY® RECTIFIERS

	V _{RRM} (V)	I _{F(AVG)} (A) (T _C =150°C)	I _{F(AVG)} (A) (T _J =100°C)	V _{F(T_J=25°C)}		V _{F(T_J=175°C)}		T _{J(Max)} (°C)	Package Type	Recommended for new designs?
				Typ	Max	Typ	Max			
C4D02120A	1200	2	8.6	1.4	1.8	1.9	3.0	175	TO-220-2	YES
C4D02120E	1200	2	10	1.5	1.5	1.9	3.0	175	DPAK	YES
C2D05120A	1200	5	11	1.6	1.8	2.6	3.0	175	TO-220-2	NO
C4D05120E	1200	5	13	1.6	1.8	2.6	3.0	175	DPAK	YES
C4D08120A	1200	7.5	15.9	1.5	1.8	2.6	3.0	175	TO-220-2	YES
C4D08120E	1200	7.5	17.1	1.5	1.8	2.6	3.0	175	DPAK	YES
C2D10120A	1200	10	18	1.6	1.8	2.5	3.0	175	TO-220-2	NO
C2D10120D	1200	10	23	1.6	1.8	2.6	3.0	175	TO-247-3	NO
C4D10120A	1200	10	18.7	1.5	1.8	2.2	3.0	175	TO-220-2	YES
C4D10120D	1200	10	23.6	1.4	1.8	1.9	3.0	175	TO-247-3	YES
C4D10120E	1200	10	22.9	1.5	1.8	2.2	3.0	175	DPAK	YES
C4D15120A	1200	15	28.2	1.5	1.8	2.2	3.0	175	TO-220-2	YES
C2D20120D	1200	20	43	1.6	1.8	2.5	3.0	175	TO-247-3	NO
C4D20120A	1200	20	33.8	1.5	1.8	2.2	3.0	175	TO-220-2	YES
C4D20120D	1200	20	43	1.5	1.8	2.2	3.0	175	TO-247-3	YES
C4D30120D	1200	30	60	1.5	1.8	2.2	3.0	175	TO-247-3	YES
C4D40120D	1200	40	77.2	1.5	1.8	2.2	3.0	175	TO-247-3	YES

SILICON CARBIDE Z-FET™ MOSFET

	V _{DSS} (V)	R _{DS(ON)} (T _J =25°C) (mΩ)		R _{DS(ON)} (T _J =125°C) (mΩ)		I _D (T _C =25°C) (A) (Continuous)	I _D (T _C =100°C) (A) (Continuous)	Package Type	Recommended for new designs?
		Typ	Max	Typ	Max				
CMF10120D	1200	160	220	190	260	24	12	TO-247-3	YES
CMF20120D	1200	80	110	95	130	33	17	TO-247-3	YES




Fig. 1 TO-220-2



Fig. 2 DPAK



Fig. 3 D²PAK




Fig. 4 TO-247-3




Fig. 5 Full-Pak