
8.5GHz Radar Detector Light Switch

**Version History**

Version	Date	Changes
V1.00	May.23, 2009	1 st Edition
V1.01	Oct.14, 2009	2 nd Edition

Content

Important Event	3
➤ Declaration	3
➤ Warranty.....	3
➤ Un-warranty Scope Description.....	3
➤ Contact Us.....	3
Product Description	4
➤ Function.....	4
➤ Feature.....	5
➤ Application.....	5
Every Part Description	5
Lin Every Part of Switch ON/OFF Function Description	6
Operation Description	6
Install	7
CE Statement (European Union)	8
FCC Statement (U.S.A. Only)	8

Important Event

- This product is in general use for the equipment on the premise of the development, design, manufacture. Do not use that require high security purposes, such as machinery or medical, aviation equipment, machinery and transport-related deaths are directly or indirectly related to the system.
- This product should be in this brochure by the instructions of the types and rated voltage power under the current proper use. If violation of this statement by the safety records of the supply operation, I am afraid our company cannot afford any of the responsibility.
- Do not self-decomposition, alteration, repair of the products also will cause fire, electric shock, fault, and dangerous. In addition, their decomposition, alteration, repair the product, failure is not within the scope of warranty.
- The products are not waterproof, so please do not use and touch water. Take off and on also please note. Rain, spray, drinks, steam, sweat may be a failure.
- Use of this product, please be sure to use according to the statement recorded by the use of methods to operate. Please do not violate particular attention to the matter reminded to use.
- Please respect this statement recorded by the note. When consumers in contravention of this statement recorded note of the operation, I am afraid our company could not shoulder any responsibility.
- Products are defective, the Company will be responsible for free to amend the flaws, or to the same flawless product or its equivalent products in exchange. However, the Company does not assume based on the requirements of the flaw and loss responsibility.
- The Company reserves the right to retain without notice to users of the cases, the product of hardware / software (version upgrade) is with the right to edit.

Declaration

This product provides different frequency for user selection to meet different telecommunication regulation and FCC/CE on different countries.

Warranty

The warranty time is within one year from purchased date. The warranty scope are used in normal situation and none vandalism. (Some function harmful out of warranty scope and Vandalism are Un-warranty).

Un-warranty Scope Description

- Because the natural disaster, accident or human factor to cause the bad damage.
- Violate the product instruction manual to cause the damage of the products.
- The improper assemble causes damage.
- The products used the unsanctioned accessory to cause damaged.
- Overstep the allowed used environment to cause the products damaged.

Contact Us

WENSHING ELECTRONICS CO., LTD.

No.82, Chong De St. 11054 Shin Yi Dist, Taipei, Taiwan

Tel: +886-2-27353055

Fax: +886-2-27328813

Product Description

8.5GHz Radar Detector Light Switch, based on Doppler Effect. Taking latest advanced planar antenna to effectively inhibited high-order harmonic signals . When people stay at sensor range, Radar Detector will automatically connect to the load. People stay at sensor range, Radar Detector will continue to connect the load.

Automatically turns off the load after people leave. It will light up when people are here; it will light out when people away to achieve energy-saving minus carbon purpose.

Feature

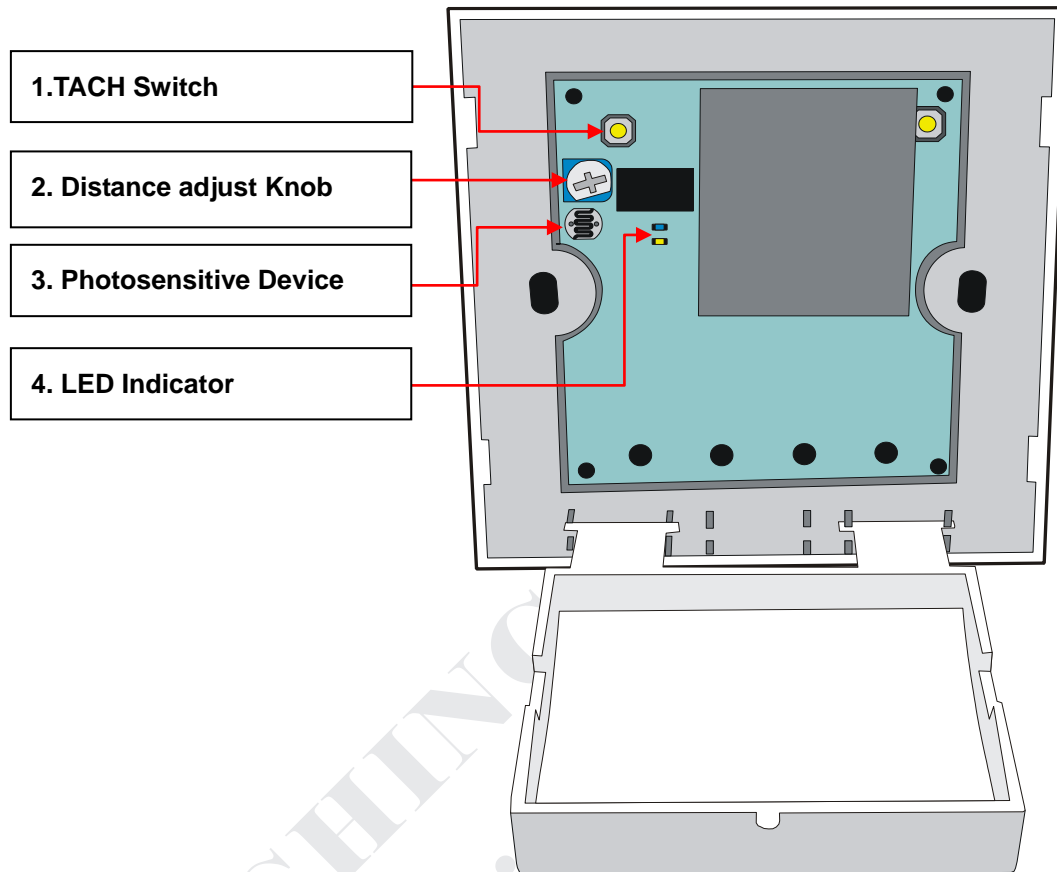
- Exclusive Patent.
- Special design, can instead of traditional Switch.
- Don't worry wrong line connected caused short-circuited. Just connect original power line, don't need to connect with fire wire.
- With night-light instruction, hand-operated or auto-operate for your best choice.
- Auto-start sensing light function at night.
- Can be as ON/OFF, it will keep open after you press ON/OFF key, easy for office using.
- Wireless UHF microwave detecting to avoid the PIR causing working error, no-operating, short distance , etc. which are causing by weather, temperature changing.
- Reduce PIR failure rate.
- Detect distance over 15M.
- Strong penetration, can penetrate wall, glasses and so on.
- Well responsive, almost no dead angel.

Application

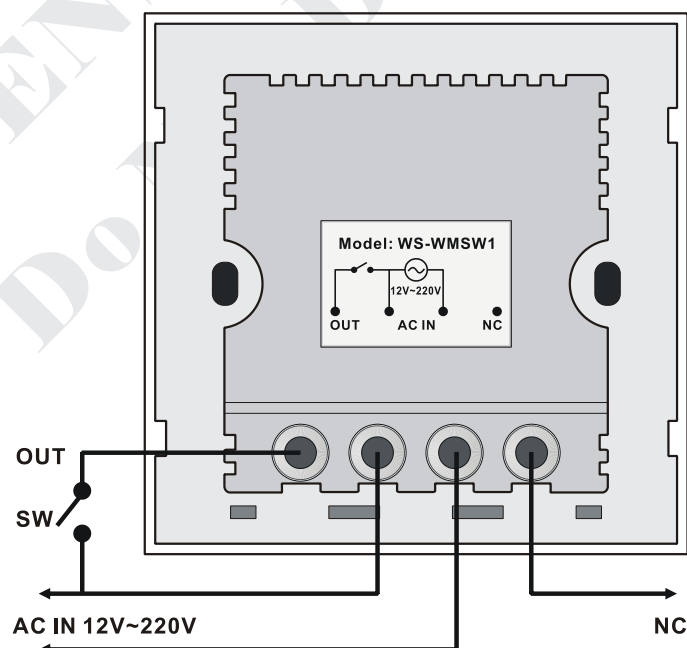
- Auto-sensing light
- Staircase walkway light
- Outdoor turf sensor light
- Parking light control light
- Traffic light signal control light
- Office power management.
- Monitor anti-theft auto lighting.

Every Part Description

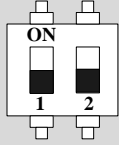
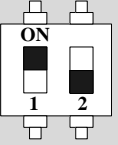
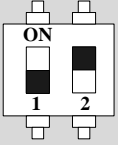
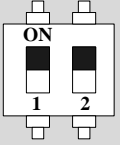
- 1 : TACH Switch: press for 1 time to light on, press again to light off.
- 2 : Distance adjust knob: adjust action distance.
- 3 : Photosensitive device: sensing day or night.
- 4 : LED indicator.



Line Connection



Every Part of Switch ON/OFF Function Description

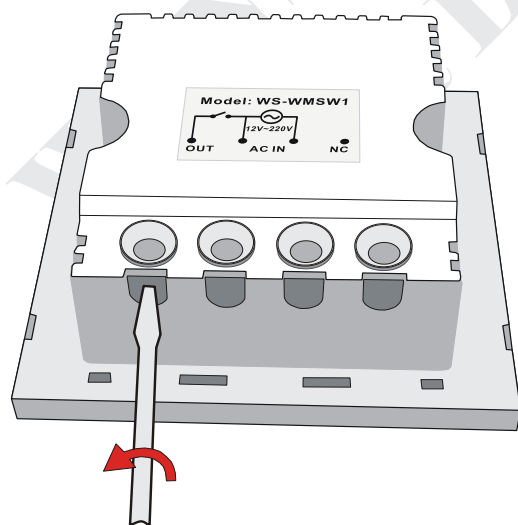
Delay turn off time setting way			
00		01	
			
	10		11
	3 seconds		20 seconds
			3 minutes
			TEST MODE

Operation Description

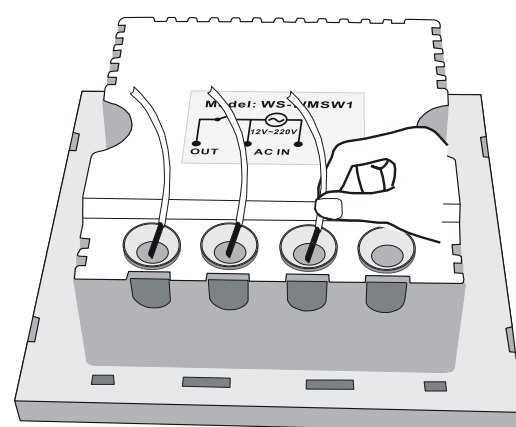
- During the day, device will detect a human body movement and yellow light will flash for 1 time, Radar Detector Light Switch will not do anything.
- During the night, Radar Detector Light Switch will start conduction when people or things are near and blue indicator will flash. It will delay to turn off time which you set and automatically close, also back to yellow indicator flashing..
- If you use hand to operate turn ON/OFF of this device, it will control ON/OFF conduction and blue indicator will continue flashing until you press the ON/OFF button from this device at next time. It will close ON/OFF switch according to delay time which you set to turn off.

Install

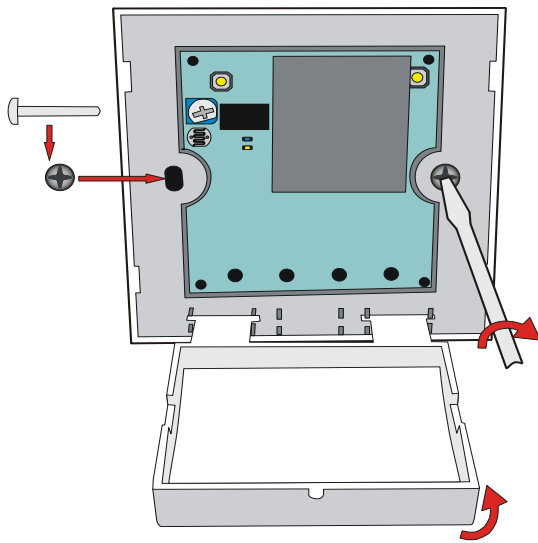
1. Twist the screw



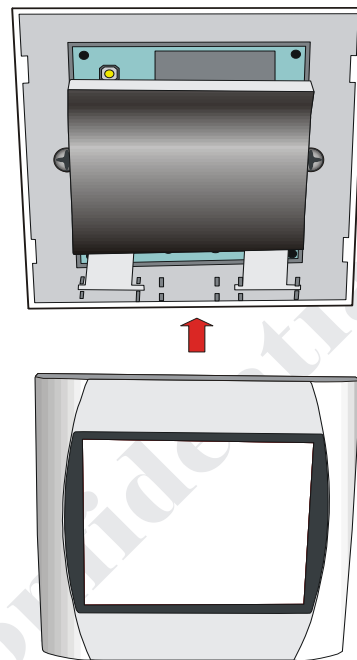
2. Connect electric wire




3. Install on the wall



4. Close the plastic cover



CE Caution Note (European Union)

Symbol of  it accords with EMC regulation (89/336 / EEC) to represent this device, and the low-voltage regulation of European Union (73/23/EEC). It represents to follow the following standard regulations of European Union (The bracket is a reciprocal international standard reciprocal international standard and regulation).

- EN 60950/A11: 1997/(IEC 60950/A4: 1996),The ones that includes information science and technology of apparatus of e-commerce safe.
- EN 55024: 1998 (IEC 1000-4-2, 1000-4-3, 1000-4-4, 1000-4-5, 1000-4-6, 1000-4-8, 1000-4-11) - ' scientific and technological apparatus of information - The characteristic of interfere avoided - Restrain and test method '
- Chapter 2 -Static release (ESD) Demand
- Chapter 3 -Radiate the static field demand
- Chapter 4 -The electron is transmitted / produced and washed (EFT) fast Demand.
- Chapter 5 -surge demand
- Chapter 6 -Resistance demand caused in field of wireless frequency.
- Chapter 8 -Magnetic field demand of electric frequency.
- Chapter 11 –Shortly cut off the demand of making a variation with the voltage transiently under the voltage.

EN 55022:1998/(CISPR 22:1997) ,Class B, ' "To assess information scientific and technological apparatus wireless restriction and way of interfering with the characteristic."

FCC Consistent Declaration (U.S.A. Only)

Attention: FCC rule regulation, modified and changed must allowed by WENSHING Electronics company, otherwise that would make you operate this apparatus invalid. This apparatus adopted test, according to chapter 15 that FCC regulation, accord with Class B digital restrictions of device. These limits are designed to provide reasonable protection, avoid to having harmful interference at home's environment.

This device may have radiated wireless frequency energy. If don't allow the instruction manual, then may will interfere wireless communication. However, there is no any way to guarantee, it will not be interfered in particular installed. If this device really causes harmful interference, (It could be confirmed by turning on or off this device.) Advise you to try to use the following ways modifying the interference situation.

- Relocation receiving antenna or altering its direction.
- Increase the distance between device and receiver.
- Please connect this device to the outlet in the circuit different from the receiver.
- The following manuals is published by Federal Communications Commission, they must be helpful to all users.
- How to Identify and Resolve Radio-TV Interference Problems. (This manual can be obtained by relevant departments of publication of the U.S. government.)
- Government Printing Office, Washington D.C., 20402. Stock No. 004-00398-5