LUMINIS®

TR1301/TR1306 SERIES
TORX 12" - HID/CFL
Pendant

TYPE: _____ QUANTITY: _____ PROJECT: _____

CATALOG NUMBER:								
	FIXTURE	WATTAGE	VOLTAGE	FINISH	OPTION	OPTION	OPTION	OPTION

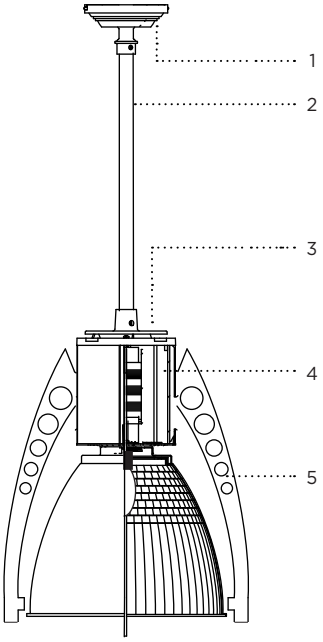

Ceiling pendant luminaire with a choice of frosted acrylic refractor or an anodized aluminum reflector with two part inner surface treatment. Upper etched surface combined with multi-faceted specular lower part.
Optional attachments and accessories are available to adapt each luminaire to particular design requirements.

1- Standard heavy duty 45º hang straight swivel, with 5" dia. (127) canopy and universal mounting plate.
2- 7/8" Dia. (22) X 36" Lg. (914) suspension stem. Precut factory stems are available on request. (Specify STM with desired length)
3- Cast aluminum removable top cover for quick maintenance.
4- Extruded aluminum ballast housing module with a fine linear stria pattern.
5- Set of four aluminum perforated decorative arms.
TR1301: Frosted acrylic refractor.
TR1306: Aluminum reflector.
Inner surface: High performance multi-faceted specular anodized.
Exterior surface: Satin anodized natural aluminum.
Alternate exterior finish (Option RP9)

TR1301

TR1306

MATERIALS
Torx is made of an extruded aluminum ballast housing designed to optimize functionality of electrical components.
Torx is available with a choice of two interchangeable reflectors.
- A frosted acrylic refractor with a linear peripheral pattern providing general upward illumination with efficient down lighting.
- An aluminum reflector designed to optimize light source performance and uniformity.

ELECTRICAL
METAL HALIDE
BALLAST Electronic 120/277V multi volt or 347V (50-60HZ) with a minimum starting temperature of -22°F/-30°C including end of life protection.

SOCKET Medium base pulse rated 4kV porcelain body with a nickel plated screw shell and center contact rated 600V. Supplied with 200°C leads.

COMPACT FLUORESCENT (CFL)
BALLAST Electronic 120/277V multi volt, or 347V (50-60HZ) with end of life protection. Minimum starting temperature of 0ºF/-18ºC.

SOCKET Thermoplastic body rated for 75W-600V. Supplied with 105ºC leads.

FINISH
Polyester powder coating is applied through an electrostatic process and oven cured for long term finish.

MOUNTING
Maximum weight: 12.5lbs (5.7kg)
Mounts on a standard 4" (102) octagonal electrical box with 3 1/2" (89) C/C mounting holes.

CERTIFICATION
Tested to UL1598 and CSA 22.2 #250. ETL listed damp location.
CE certification on request.
Rated IP41.

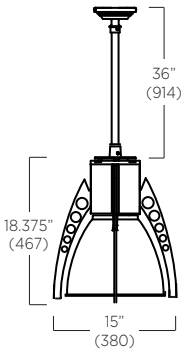

Feb 2016 Rev.0

LUMINIS | Toll free: 866.586.4647 Fax: 514.683.8872
260 Labrosse, Pointe-Claire (QC) Canada H9R 5L5

LUMINIS.COM

Luminaires may be altered for design improvement or discontinued without prior notice.
Unless specified, lamps are not included with luminaires.

TYPICAL PHOTOMETRY SUMMARY

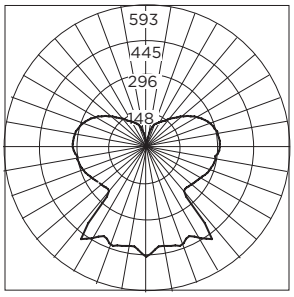

Descriptive Information
Total initial Lms: 4700 Lumens
Total watts.: 70 W
Lamps: Metal halide
Total efficiency: 80%
Max Spacing ratio: 1.08
CIE Type: General diffuse

TR1301-M70

Outdoor report Polar graph
Maximum Candela = 592 Located at 37º

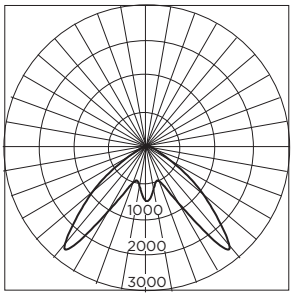

Descriptive Information
Total initial Lms: 4700 Lumens
Total watts.: 70 W
Lamps: Metal halide
Total efficiency: 74%
Max Spacing ratio: 1.9
CIE Type: Direct

TR1306-M70

Outdoor report Polar graph
Maximum Candela = 2335 Located at 35º

Please visit our web site www.luminis.com for complete I.E.S. formatted download data.

LUMINAIRE SELECTION

MODEL#

☐ TR1301

☐ TR1306

LAMP SELECTION [1]

METAL HALIDE

SUFFIX	WATTS	LAMP	ANSI
☐ M50E	50W		M110
☐ M70E	70W	ED17	M98
☐ M100E	100W	(Open rated)	M90
☐ M150E	150W		M102

COMPACT FLUORESCENT

Single lamp		
☐ F118	1X18W	
☐ F126	1X26W	
☐ F132	1X32W	
☐ F142	1X42W	
☐ F157	1X57W	
☐ F170	1X70W	Gx24q Lamp base
Two lamps		
☐ F218	2X18W	
☐ F226	2X26W	
☐ F232	2X32W	
☐ F242	2X42W	
☐ F257	2X57W	

VOLTAGE [2]

☐ 120V
☐ 277V
☐ 347V [3]

FINISH

STANDARD COLORS

☐ WHT Snow white
☐ BKT Jet black
☐ BZT Bronze
☐ MST Matte silver
☐ GRT Titanium gray
☐ DGT Gun metal
☐ CHT Champagne

OPTIONAL COLORS

☐ CS Custom color
☐ RAL RAL# color

(Refer to color chart)

OPTIONS (Refer to page 3 for details)

ELECTRICAL

- ☐ **DM1** One lamp dimming 26/32/42W 120/277V (Philips Mark X)
- ☐ **DM2** Two lamp dimming 26/32/42W 120/277V (Philips Mark X)
- ☐ **DM3** One lamp dimming 57/70W 120/277V (Philips Mark X)
- ☐ **DM4** Two lamp dimming 57W 120/277V (Philips Mark X)
- ☐ **DMY** Other types of dimming ballasts (See page 3)
- ☐ **EM** Integral emergency battery back-up - 1 lamp (26/32/42W) 90 min.
- ☐ **FS** Fuse
- ☐ **DS1** Separate lamp switching (2 lamp models)
- ☐ **QRS** Quartz lamp standby restrike. Max. 100W bayonet lamp. 120-277V
- ☐ **QS** 120V Max. 100W bayonet lamp base for emergency external power

MOUNTING

- ☐ **CK** Surface ceiling mount[4]
- ☐ **STC** Safety cable
- ☐ **STM** Longer hang straight stem. Please add length with option suffix.
- ☐ **SPG** Silver braided power cord with adjustable suspension cable. 36” in length (other lengths on request)
- ☐ **TA** 3/4” NPT conduit adaptor

ACCESSORIES

- ☐ **NP13** Non perforated side arms
- ☐ **L14T** Frosted flat bottom lens (with center opening)
- ☐ **RP9** Inner reflector specular aluminum. Exterior same color as luminaire. (TR1306 only).
- ☐ **UH** Housing height adjusted to EM model types (applicable to non-EM fixture type for uniform fixture height)

NOTES
1- Unless specified, lamps are not included with luminaires.
2- Luminaires are factory prewired for 120V unless otherwise specified.
3- 347V on request.
4- Surface ceiling mount extends OAH of fixture by 1” (25.4).

LUMINIS®

Feb 2016 Rev.0

LUMINIS | Toll free: 866.586.4647 Fax: 514.683.8872
260 Labrosse, Pointe-Claire (QC) Canada H9R 5L5

Luminaires may be altered for design improvement or discontinued without prior notice.
Unless specified, lamps are not included with luminaires.

OPTIONS

MOUNTING

STM
Factory cut to size stems up to 144” lg. (Specify length with STM option suffix. Longer stems are available with coupling. Please consult factory.) 36” lg. Standard stems can be shortened on site.

SPG
4/18 X 36” lg. Silver braided power cable C/W on site adjustable suspension cable. Longer suspension available on request.

ACCESSORIES

L14T
Flat bottom frosted acrylic lens with 3” dia. center opening.

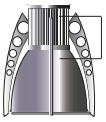

TR1306 Only
RP9
Inner reflector specular aluminum. Exterior same color as luminaire.

NP13
Non perforated side aluminum arms.

ELECTRICAL

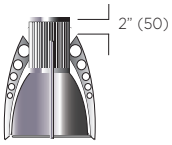

EM
1 lamp (26/32/42W) 90 mnts.
Integral emergency battery back-up.
Overall dimension is increased by 2” (50) from nominal std. length to accommodate EM ballast.
1X32W 575 Lumens
1X42W 750 Lumens
120/277V only.

Standard connection:
Test switch and indicator light are installed with luminaire.
Factory pre wired for unswitched luminaire.
57W and 70W available with remote EM ballast on request.

Option UH: Uniform OAL with non EM ballast luminaire for same installation is available.
All Non EM Luminaires will be increased by 2”.

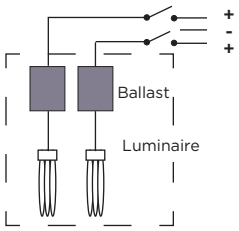

DS1
Luminaire with 2 lamps.
Each lamp is separately controlled externally.
This option requires 1 ballast per lamp
2X32w
2X42w
2X57w
2X70w

ELECTRICAL



QRS
Quartz restrike standby lamp kit.
Power failure: The quartz lamp is energized.
Power is restored: Quartz lamp will shut off as H.I.D. Light resumes to full light emission.
Max. 100W DC Bayonet base.
(Lamp is not included.)
(Not applicable with CFL lamps)



QS
BA15d DC bayonet socket
(Quartz lamp not included.)
120V Emergency input power.
Separate dedicated wiring for external control. May be used for H.I.D or CFL lamps.
Max. 100W.

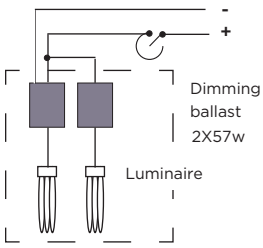

DM4 (Mark X)
2X57W 120V or 277V dimming ballast. Controlled externally.
This option requires 1 ballast per lamp

DM1/DM2/DM3 (Mark X)
One dimming ballast for one or two lamps.
Mark VII Dimming ballast on request.

DMY
Other types of ballasts or dimming ballasts such as 0-10V
Mark VII or Lutron or other brands are available.
Please specify ballast type with DMY option suffix.
(Some restrictions may apply)

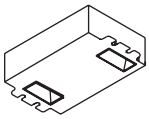

LUMINIS®

Feb 2016 Rev.0