

Panel feed-through terminal block - UW 50/S



1713709

<https://www.phoenixcontact.com/us/products/1713709>

Please be informed that the data shown in this PDF document is generated from our Online Catalog. Please find the complete data in the user documentation. Our General Terms of Use for Downloads are valid.



Panel feed-through terminal block, connection method: Screw connection with tension sleeve, Screw connection with tension sleeve, number of positions: 1, load current: 150 A, connection direction of the conductor to plug-in direction: 0 °, width: 18.8 mm, color: gray

Your advantages

- Well-known connection principle allows worldwide use
- Low temperature rise, thanks to maximum contact force
- Tool-free snap-in principle enables easy mounting on the device panel
- Automatic panel thickness compensation enables universal use

Panel feed-through terminal block - UW 50/S



1713709

<https://www.phoenixcontact.com/us/products/1713709>

Commercial Data

Item number	1713709
Packing unit	1 pc
Minimum order quantity	20 pc
Sales Key	A02
Product Key	AA1FDA
GTIN	4055626325996
Weight per Piece (including packing)	93.27 g
Weight per Piece (excluding packing)	89.3 g
Customs tariff number	85369010
Country of origin	CN

Panel feed-through terminal block - UW 50/S



1713709

<https://www.phoenixcontact.com/us/products/1713709>

Technical Data

Product properties

Product type	Panel feed-through terminal block
Number of positions	1
Pitch	18.8 mm
Number of connections	2
Number of potentials	1

Electrical properties

Nominal current I_N	150 A
Nominal voltage U_N	800 V
Pollution degree	3
Rated voltage (III/3)	800 V
Rated surge voltage (III/3)	8 kV
Rated voltage (III/2)	1000 V
Rated surge voltage (III/2)	8 kV

Connection data

Connection technology

Connector system	UW 50
Nominal cross section	50 mm ²

Conductor connection exterior

Connection method	Screw connection with tension sleeve
Connection direction of the conductor to plug-in direction	0 °
Single-conductor/terminal point multi-stranded	16 mm ² ... 50 mm ²
Conductor cross section flexible	16 mm ² ... 50 mm ²
Conductor cross section flexible, with ferrule without plastic sleeve	10 mm ² ... 50 mm ²
Conductor cross section, flexible, with ferrule, with plastic sleeve	10 mm ² ... 50 mm ²
2 conductors with same cross section, solid	6 mm ² ... 16 mm ²
2 conductors with same cross section, flexible	10 mm ² ... 16 mm ²
2 conductors with same cross section, flexible, with ferrule without plastic sleeve	6 mm ² ... 16 mm ²
2 conductors with the same cross section, flexible, with TWIN ferrule with plastic sleeve	6 mm ² ... 10 mm ²
Internal cylindrical gage	A10 / B10
Stripping length	24 mm
Torque	6 Nm ... 8 Nm

Conductor connection interior

Connection method	Screw connection with tension sleeve
Connection direction of the conductor to plug-in direction	0 °
Single-conductor/terminal point multi-stranded	16 mm ² ... 50 mm ²

Panel feed-through terminal block - UW 50/S



1713709

<https://www.phoenixcontact.com/us/products/1713709>

Conductor cross section flexible	16 mm ² ... 50 mm ²
Conductor cross section flexible, with ferrule without plastic sleeve	10 mm ² ... 50 mm ²
Conductor cross section, flexible, with ferrule, with plastic sleeve	10 mm ² ... 50 mm ²
2 conductors with same cross section, solid	6 mm ² ... 16 mm ²
2 conductors with same cross section, flexible	10 mm ² ... 16 mm ²
2 conductors with same cross section, flexible, with ferrule without plastic sleeve	6 mm ² ... 16 mm ²
2 conductors with the same cross section, flexible, with TWIN ferrule with plastic sleeve	6 mm ² ... 10 mm ²
Internal cylindrical gage	A10 / B10
Stripping length	24 mm
Torque	6 Nm ... 8 Nm

Mounting

Plate thickness	1 mm ... 4 mm
-----------------	---------------

Material specifications

Material data - contact

Note	WEEE/RoHS-compliant, free of whiskers according to IEC 60068-2-82/JEDEC JESD 201
Contact material	Al alloy
Surface characteristics	tin-plated

Material data - housing

Housing color	gray (7042)
Insulating material	PA
Insulating material group	I
CTI according to IEC 60112	600
Flammability rating according to UL 94	V0
Glow wire flammability index GWFI according to EN 60695-2-12	850
Glow wire ignition temperature GWIT according to EN 60695-2-13	775
Temperature for the ball pressure test according to EN 60695-10-2	125 °C

Notes

Notes on safety	The cable entry funnel is not touch-proof. Never connect or disconnect the terminal when it is energized. Take appropriate steps to ensure touch proofness.
-----------------	---

Safety note

Safety note	<ul style="list-style-type: none">• Only electrically qualified personnel may install and operate the product. To recognize and prevent danger, the qualified personnel must be familiar with the basics of electrical engineering.• Observe the technical data provided here and refer to the documents listed under "Downloads". The download area contains important information, such as installation notes,
-------------	---

Panel feed-through terminal block - UW 50/S



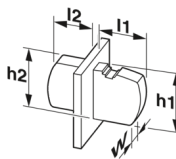
1713709

<https://www.phoenixcontact.com/us/products/1713709>

technical drawings, and 3D data.

- The cable entry funnel is not safe to touch. Never connect or disconnect the terminal when it is energized. Take appropriate steps to ensure touch protection.

Dimensions

Dimensional drawing	
Pitch	18.8 mm
Width [w]	18.8 mm

External dimensions

Width [w]	18.8 mm
Height [h1]	54 mm
Length [l1]	35 mm

Internal dimensions

Width [w]	18.8 mm
Height [h2]	54 mm
Length [l2]	45.3 mm

Mechanical tests

Test for conductor damage and slackening

Specification	IEC 60947-7-1:2009-04
Result	Test passed

Pull-out test

Specification	IEC 60947-7-1:2009-04
Conductor cross section/conductor type/tractive force setpoint/actual value	16 mm ² / stranded / > 100 N
	16 mm ² / flexible / > 100 N
	50 mm ² / stranded / > 236 N
	50 mm ² / flexible / > 236 N

Electrical tests

Temperature-rise test

Specification	IEC 60947-7-1:2009-04
Requirement temperature-rise test	Increase in temperature ≤ 45 K

Short-time withstand current

Specification	IEC 60947-7-1:2009-04
---------------	-----------------------

Air clearances and creepage distances | 1. Insulation coordination

Panel feed-through terminal block - UW 50/S



1713709

<https://www.phoenixcontact.com/us/products/1713709>

Specification	IEC 60947-1:2007-06 + A1:2010-12
Insulating material group	I
Comparative tracking index (IEC 60112)	CTI 600
Rated insulation voltage (III/3)	800 V
Rated surge voltage (III/3)	8 kV
minimum clearance value - non-homogenous field (III/3)	8 mm
minimum creepage distance (III/3)	10 mm
Rated insulation voltage (III/2)	1000 V
Rated surge voltage (III/2)	8 kV
minimum clearance value - non-homogenous field (III/2)	8 mm
minimum creepage distance (III/2)	8 mm
Rated insulation voltage (II/2)	1000 V
Rated surge voltage (II/2)	6 kV
minimum clearance value - non-homogenous field (II/2)	5.5 mm
minimum creepage distance (II/2)	5.5 mm

Environmental and real-life conditions

Vibration test

Specification	IEC 60068-2-6:2007-12
Frequency	10 - 150 - 10 Hz
Sweep speed	1 octave/min
Amplitude	0.35 mm (10 - 60.1 Hz)
Sweep speed	5g (60.1 - 150 Hz)
Test duration per axis	2.5 h

Glow-wire test

Specification	IEC 60695-2-11:2014-02
Temperature	960 °C
Time of exposure	30 s

Shocks

Specification	IEC 60068-2-27:2008-02
Pulse shape	Semi-sinusoidal
Acceleration	50g
Shock duration	11 ms
Test directions	X-, Y- and Z-axis (pos. and neg.)

Ambient conditions

Ambient temperature (operation)	-40 °C ... 100 °C (Depending on the current carrying capacity/derating curve)
Ambient temperature (storage/transport)	-40 °C ... 70 °C
Relative humidity (storage/transport)	30 % ... 70 %
Ambient temperature (assembly)	-5 °C ... 100 °C

Packaging specifications

Panel feed-through terminal block - UW 50/S



1713709

<https://www.phoenixcontact.com/us/products/1713709>

Type of packaging	packed in cardboard
-------------------	---------------------

Panel feed-through terminal block - UW 50/S

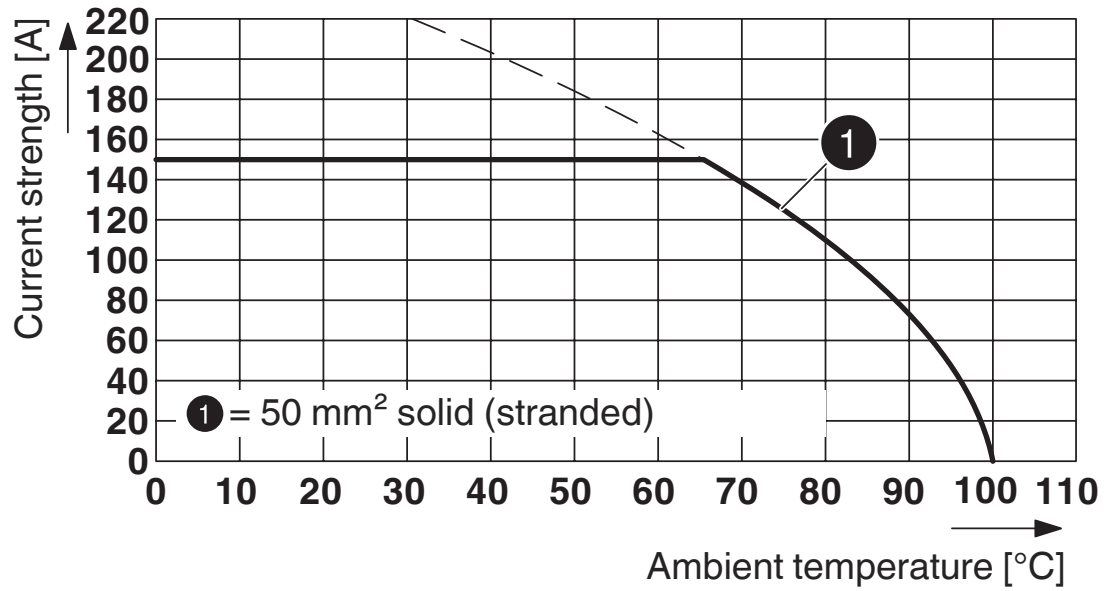


1713709

<https://www.phoenixcontact.com/us/products/1713709>

Drawings

Diagram



Type: UW 50/S


Panel feed-through terminal block - UW 50/S





1713709

<https://www.phoenixcontact.com/us/products/1713709>

Approvals

 cULus Recognized Approval ID: E60425-201711107				
	Nominal Voltage U_N	Nominal Current I_N	Cross Section AWG	Cross Section mm^2
Use group B	600 V	151 A	6 - 2/0	-
Use group C	600 V	151 A	6 - 2/0	-

 EAC Approval ID: B.01687				
--	--	--	--	--

 VDE Zeichengenehmigung Approval ID: 40047737				
	Nominal Voltage U_N	Nominal Current I_N	Cross Section AWG	Cross Section mm^2
	1000 V	150 A	-	16 - 50

Panel feed-through terminal block - UW 50/S



1713709

<https://www.phoenixcontact.com/us/products/1713709>

Classifications

ECLASS

ECLASS-9.0	27141134
ECLASS-10.0.1	27141134
ECLASS-11.0	27141134

ETIM

ETIM 8.0	EC001283
----------	----------

UNSPSC

UNSPSC 21.0	39121400
-------------	----------

Panel feed-through terminal block - UW 50/S



1713709

<https://www.phoenixcontact.com/us/products/1713709>

Environmental Product Compliance

China RoHS	Environmentally friendly use period: unlimited = EFUP-e
	No hazardous substances above threshold values

Panel feed-through terminal block - UW 50/S

1713709

<https://www.phoenixcontact.com/us/products/1713709>

Accessories

Screwdriver

Screwdriver - SZS 1,2X8,0 VDE - 1205082

<https://www.phoenixcontact.com/us/products/1205082>



Screwdriver, slot-headed, VDE insulated, size: 1.2 x 8.0 x 175 mm, 2-component grip, with non-slip grip

Philips screwdriver

Philips screwdriver - SZK PZ2 VDE - 1206463

<https://www.phoenixcontact.com/us/products/1206463>



Screwdriver, PZ crosshead, VDE insulated, size: PZ 2 x 100 mm, 2-component grip, with non-slip grip

Panel feed-through terminal block - UW 50/S

1713709

<https://www.phoenixcontact.com/us/products/1713709>

Crimping pliers

Crimping pliers - CRIMPFOX 50R - 1212041

<https://www.phoenixcontact.com/us/products/1212041>



Crimping pliers, for ferrules without insulating collar according to DIN 46228 Part 1 and ferrules with insulating collar according to DIN 46228 Part 4, 35 mm² ... 50 mm², lateral entry, WM crimp

Crimping pliers

Crimping pliers - CRIMPFOX 25R - 1212039

<https://www.phoenixcontact.com/us/products/1212039>



Crimping pliers, for ferrules without insulating collar according to DIN 46228 Part 1 and ferrules with insulating collar according to DIN 46228 Part 4, 10 mm² ... 25 mm², lateral entry, WM crimp

Panel feed-through terminal block - UW 50/S




1713709

<https://www.phoenixcontact.com/us/products/1713709>

Zack marker strip

Zack marker strip - ZB 15:UNBEDRUCKT - 0811972

<https://www.phoenixcontact.com/us/products/0811972>




Zack marker strip, Strip, white, unlabeled, can be labeled with: PLOTMARK, CMS-P1-PLOTTER, mounting type: snapped, for terminal block width: 15.2 mm, lettering field size: 10.5 x 15.1 mm, Number of individual labels: 5

Zack marker strip

Zack marker strip - ZB 15 CUS - 0824945

<https://www.phoenixcontact.com/us/products/0824945>



Zack marker strip, can be ordered: Strip, white, labeled according to customer specifications, mounting type: snap into tall marker groove, for terminal block width: 15.2 mm, lettering field size: 10.5 x 15.1 mm, Number of individual labels: 5

Panel feed-through terminal block - UW 50/S



1713709

<https://www.phoenixcontact.com/us/products/1713709>

Zack Marker strip, flat

Zack Marker strip, flat - ZBF 15 CUS - 0825019

<https://www.phoenixcontact.com/us/products/0825019>



Zack Marker strip, flat, can be ordered: Strip, white, labeled according to customer specifications, mounting type: snap into flat marker groove, for terminal block width: 15 mm, lettering field size: 5.15 x 15.1 mm, Number of individual labels: 5

Zack Marker strip, flat

Zack Marker strip, flat - ZBF 15:UNBEDRUCKT - 0811202

<https://www.phoenixcontact.com/us/products/0811202>



Zack Marker strip, flat, Strip, white, unlabeled, can be labeled with: PLOTMARK, CMS-P1-PLOTTER, mounting type: snapped, for terminal block width: 15 mm, lettering field size: 15 x 5.2 mm, Number of individual labels: 5

Phoenix Contact 2022 © - all rights reserved
<https://www.phoenixcontact.com>

Phoenix Contact USA
586 Fulling Mill Road
Middletown, PA 17057, United States
(+717) 944-1300
info@phoenixcon.com