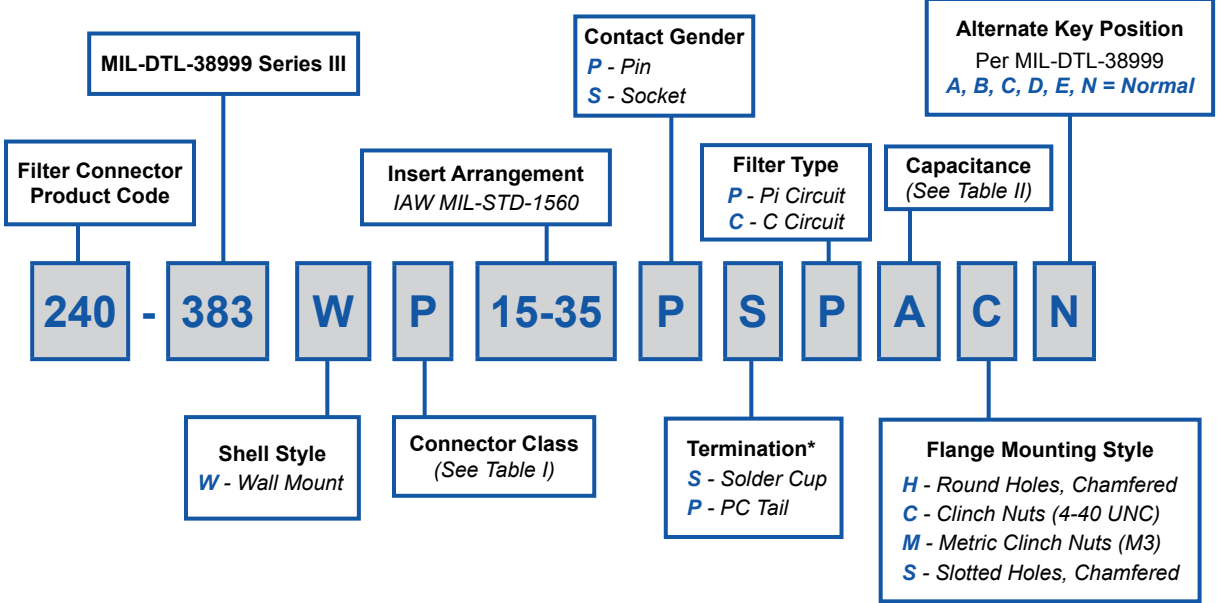


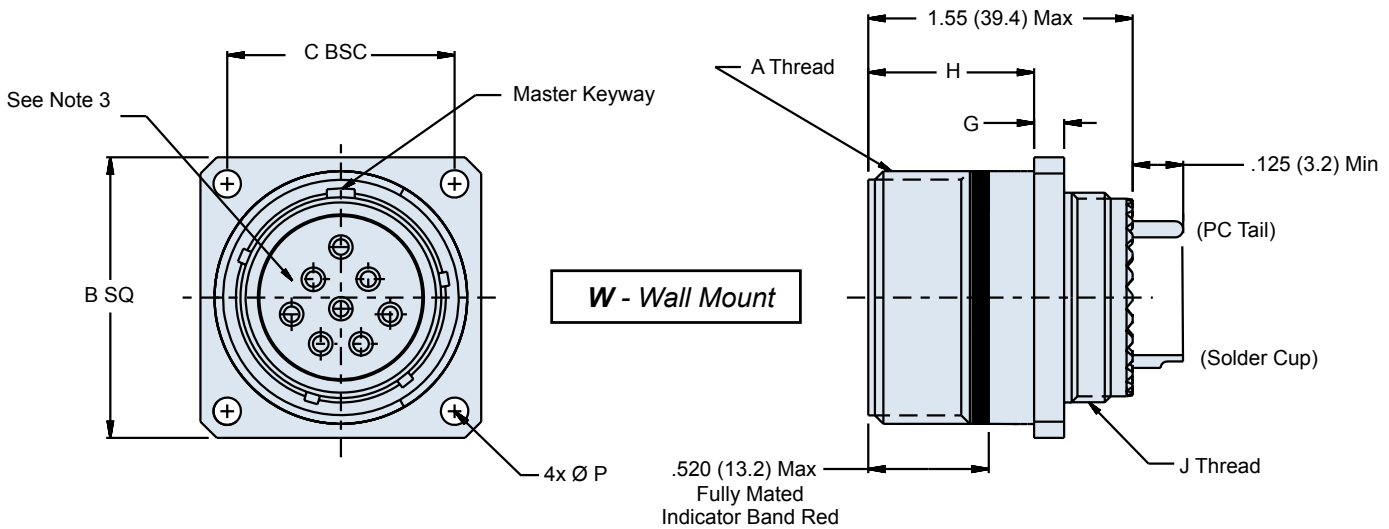


240-383W
MIL-DTL-38999 Series III Filter Connector
Wall Mount Receptacle

B



Clinch Nuts and Metric Clinch Nuts Not Available for Composites.
Helicoils and Threaded Inserts/Specials Available Upon Request.



*Consult Factory for
Alternative PC Tail
Lengths*

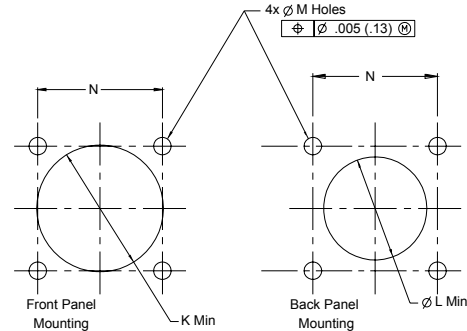
240-383W MIL-DTL-38999 Series III Filter Connector Wall Mount Receptacle



TABLE I: CONNECTOR CLASS

SYM	CLASS	MATERIAL	FINISH DESCRIPTION
M	Environmental	Aluminum	Electroless Nickel
MT	Environmental	Aluminum	Nickel Fluorocarbon Polymer (Ni-PTFE)
NF	Environmental	Aluminum	Cad. O.D. Over Electroless Nickel
P	Environmental	Stainless	Electro-Deposited Nickel
XM	Environmental	Composite	Electroless Nickel
XMT	Environmental	Composite	Nickel Fluorocarbon Polymer (Ni-PTFE)
XW	Environmental	Composite	Cad. O.D. Over Electroless Nickel
ZN	Environmental	Aluminum	Zinc-Nickel Over Electroless Nickel
H2*	Hermetic	Stainless	Electroless Nickel

* Some dimensions do not apply, see sales drawing 240-383JH2



**TABLE II: CAPACITOR ARRAY CODE
CAPACITANCE RANGE**

CLASS	PI - CIRCUIT (pF)	C - CIRCUIT (pF)
X*	160,000 - 240,000	80,000 - 120,000
Y*	80,000 - 120,000	40,000 - 60,000
Z*	60,000 - 90,000	30,000 - 45,000
A	38,000 - 56,000	19,000 - 28,000
B	32,000 - 45,000	16,000 - 22,500
C	18,000 - 33,000	9,000 - 16,500
D	8,000 - 12,000	4,000 - 6,000
E	3,300 - 5,000	1,650 - 2,500
F	800 - 1,300	400 - 650
G	400 - 600	200 - 300

* Reduced DWV - Please consult factory.

**MIL-DTL-38999 Series III
Square Flange Panel Cutouts**

Shell Size Code	Shell Size	ø K Min	ø L Min	M Holes	N BSC	P Ø ± .010	
A	09	.656 (16.7)	.516 (13.1)	.133 (3.4) .123 (3.1)	.719 (18.3)	.128 (3.3)	
B	11	.796 (20.2)	.625 (15.9)	.133 (3.4) .123 (3.1)	.812 (20.6)		
C	13	.922 (23.4)	.750 (19.1)	.133 (3.4) .123 (3.1)	.906 (23.0)		
D	15	1.047 (26.6)	.906 (23.0)	.133 (3.4) .123 (3.1)	.969 (24.6)		
E	17	1.219 (31.0)	1.016 (25.8)	.133 (3.4) .123 (3.1)	1.062 (27.0)		
F	19	1.297 (32.9)	1.141 (29.0)	.133 (3.4) .123 (3.1)	1.156 (29.4)		
G	21	1.422 (36.1)	1.266 (32.2)	.133 (3.4) .123 (3.1)	1.250 (31.8)		
H	23	1.547 (39.3)	1.375 (34.9)	.159 (4.0) .149 (3.8)	1.375 (34.9)		.156 (4.0)
J	25	1.672 (42.5)	1.484 (37.7)	.155 (3.9) .145 (3.7)	1.500 (38.1)		

WALL MOUNT

SHELL SIZE CODE	SHELL SIZE	A THREAD	B SQ	C BSC	D BSC	E	F	G	H	J THREAD	
A	09	.6250-.1P-.3L-TS-2A	0.949 (24.1) 0.925 (23.5)	.719 (18.3)	.594 (15.1)	.136 (3.5) .120 (3.0)	.224 (5.7) .208 (5.3)	.143 (3.6) .083 (2.1)	.820 (20.8) .771 (19.6)	M12 X 1.0-6g 0.100R	
B	11	.7500-.1P-.3L-TS-2A	1.043 (26.5) 1.019 (25.9)	.812 (20.6)	.719 (18.3)	.136 (3.5) .120 (3.0)	.202 (5.1) .186 (4.7)		.820 (20.8) .771 (19.6)	M15 X 1.0-6g 0.100R	
C	13	.8750-.1P-.3L-TS-2A	1.138 (28.9) 1.114 (28.3)	.906 (23.0)	.812 (20.6)	.136 (3.5) .120 (3.0)	.202 (5.1) .186 (4.7)		.820 (20.8) .771 (19.6)	M18 X 1.0-6g 0.100R	
D	15	1.000-.1P-.3L-TS-2A	1.232 (31.3) 1.208 (30.7)	.969 (24.6)	.906 (23.0)	.136 (3.5) .120 (3.0)	.202 (5.1) .165 (4.2)		.820 (20.8) .771 (19.6)	M22 X 1.0-6g 0.100R	
E	17	1.1875-.1P-.3L-TS-2A	1.323 (33.6) 1.299 (33.0)	1.062 (27.0)	.969 (24.6)	.136 (3.5) .120 (3.0)	.202 (5.1) .186 (4.7)		.820 (20.8) .771 (19.6)	M25 X 1.0-6g 0.100R	
F	19	1.2500-.1P-.3L-TS-2A	1.449 (36.8) 1.425 (36.2)	1.156 (29.4)	1.062 (27.0)	.136 (3.5) .120 (3.0)	.202 (5.1) .186 (4.7)		.820 (20.8) .771 (19.6)	M28 X 1.0-6g 0.100R	
G	21	1.3750-.1P-.3L-TS-2A	1.575 (40.0) 1.551 (39.4)	1.250 (31.8)	1.156 (29.4)	.136 (3.5) .120 (3.0)	.202 (5.1) .186 (4.7)		.790 (20.1) .741 (18.8)	M31 X 1.0-6g 0.100R	
H	23	1.5000-.1P-.3L-TS-2A	1.701 (43.2) 1.677 (42.6)	1.375 (34.9)	1.250 (31.8)	.162 (4.1) .146 (3.7)	.250 (6.4) .234 (5.9)		.171 (4.3) .083 (2.1)	.790 (20.1) .741 (18.8)	M34 X 1.0-6g 0.100R
J	25	1.6250-.1P-.3L-TS-2A	1.823 (46.3) 1.799 (45.7)	1.500 (38.1)	1.375 (34.9)	.162 (4.1) .146 (3.7)	.250 (6.4) .234 (5.9)		.790 (20.1) .741 (18.8)	M37 X 1.0-6g 0.100R	