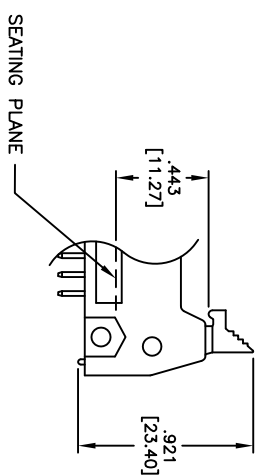
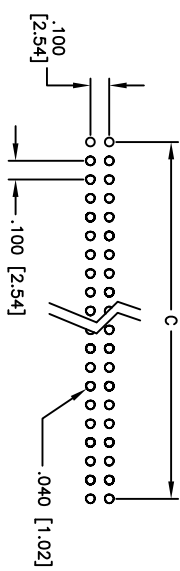
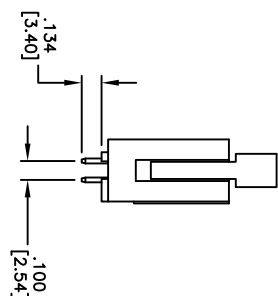
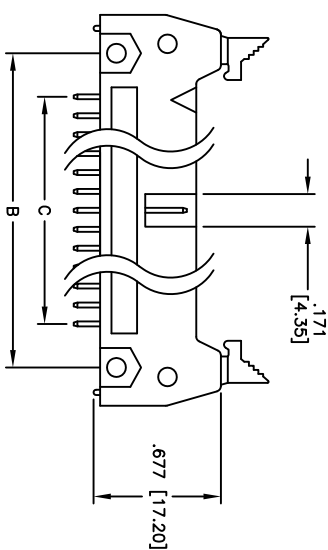
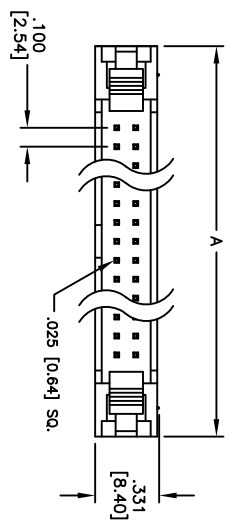


Rev	AWO #	Description	Date	Appr
-		RELEASED	9/16/04	

APPROVED: _____
 DATE: _____ TITLE: _____



Positions: 10, 14, 16, 20, 24, 26, 30, 34, 40, 50, 60, 64
 A = .100 [2.54] x No. of Spices + .860 [21.84]
 B = .100 [2.54] x No. of Spices + .460 [11.68]
 C = .100 [2.54] x No. of Spaces

SPECIFICATIONS:

Material: PBT, glass reinforced, rated UL 94V-0, color black
Insulator: Brass
Contacts: Brass
Plating: Gold flash over Nickel underplate on mating area, Tin over Copper underplate on solder tails
Electrical:
 Operating voltage: 250 VAC max
 Current rating: 3 Amps max
 Contact Resistance: 20 mohm max
 Insulation resistance: 5000 Mohm min
 Dielectric withstanding voltage: 1000 VAC
Mechanical:
 Mating durability: 500 cycles min
 Temperature Rating: -55°C to +105°C
Environmental:
 Lead free, RoHS compliant.
 Recommended soldering temp: 235°C for 5 sec.



UNLESS OTHERWISE SPECIFIED ALL DIMENSIONS ARE MM [INCHES]	
TOLERANCES: EXCEPT AS NOTED	
INCHES	HOLES
.X ± .10	ØXX ± .10
.XX ± .020	ØXXX ± .015
.XXX ± .015	ØXXXX ± .010
APPROVALS	DATE
DRAWN	SS
CHECKED	
APPROVED	

ADAM TECH
 909 Railway Avenue, Union, NJ 07083
 Phone: 908-687-5000 Fax: 908-687-5710

TITLE: LATCH BOX HEADER, STRAIGHT
 PCB

SIZE: X
 PART NO.: MHR-XX-VSGAS
 REF: S00089T