

Farnell Order Code: 1641039
FOX MODEL: FXO-HC536R-25
FOX Part Number: 767-25-92
HCMOS, CERAMIC, SMD, OSCILLATOR

Specifications

| Parameters | |
|---|--|
| Frequency | 25.000 MHz |
| Frequency Stability ¹ | ±25 PPM |
| Temperature Range | |
| Operating (T _{OPR}) | -40°C ~ +85°C |
| Storage (T _{STG}) | -55°C ~ +125°C |
| Supply Voltage (V _{DD}) | 3.3V ± 5% |
| Input Current (I _{DD}) | 35 mA Max |
| Output Voltage (V _{OL}) (V _{OH}) | 10% V _{DD} Max 90% V _{DD} Min |
| Output Symmetry (50% V _{p-p} Level) | 45% ~ 55% |
| Rise Time (10% ~ 90% V _{p-p}) (TR) | 3 nS Max |
| Fall Time (90% ~ 10% V _{p-p}) (TF) | 3 nS Max |
| Output Load (HCMOS) | 15 pF Max |
| Startup Time (T _S) | 10 ms Max |
| Output Enable / Disable Time ² | 100 nS Max |
| Phase Jitter (12kHz ~ 20MHz) | < 1.1pS Typ. |
| Maximum Soldering Temp / Time | 260°C / 10 Seconds |
| Moisture Sensitivity Level (MSL) | 1 |
| Termination Finish | Au |

¹ Inclusive of 25°C tolerance, operating temperature range, input voltage change, load change, aging, shock, and vibration.

² An internal pullup resistor from pin 1 to pin 4 allows active output if pin 1 is left open.

| ENABLE/DISABLE FUNCTION ² | |
|--|----------------|
| Pin 1 | OUTPUT (Pin 3) |
| OPEN ² | ACTIVE |
| '1' Level V _{IH} ≥ 70%V _{DD} | ACTIVE |
| '0' Level V _{IL} ≤ 30%V _{DD} | High Z |

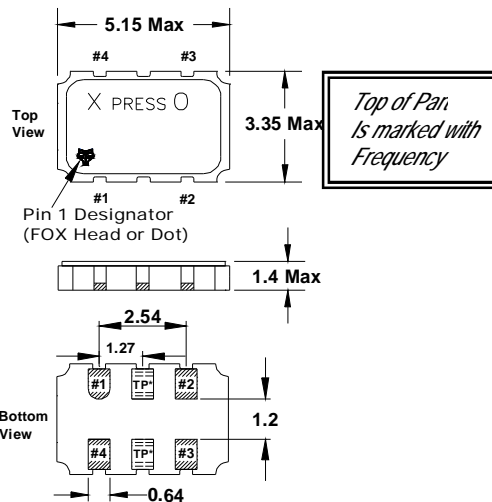
NOTE: A 0.01µF bypass capacitor should be placed between V_{DD} (Pin4) and GND (Pin 2) to minimize power supply line noise.

RoHS Compliance Status: Compliant

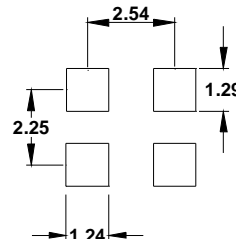


Drawing is for reference to critical specifications defined by size measurements. Certain non-critical visual attributes, such as side castellations, reference pin shape, etc. may vary

Mechanical / Dimensions (millimeters):



Recommended Solder Pad Layout

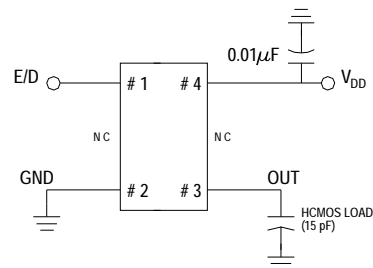


Note: XPRESSO HCMOS XO's are designed to fit on industry standard, 4 pad, layouts.

Pin Connections

- #1) E/D #3 Output
 - #2) GND #4) VDD
- *TP are test points and are NC

Recommended Circuit



NOTE: The above specifications, having been carefully prepared and checked, is believed to be accurate at the time of publication; however, no responsibility is assumed by Fox Electronics for inaccuracies.

| Reference / Comments | Title / Description: Product Specifications | | |
|----------------------|---|--------------|------------------|
| | Drawing Number: DWG-4548-23 | Rev: 1 | Size: A |
| | Part Number: 767-25-92 | | Page: 61429 |
| | Draftsperson: AR | Approved: BN | Date: 08/25/2008 |