

## METRIC STANDOFFS

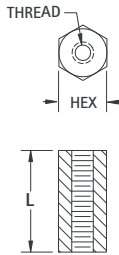
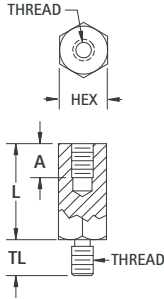
MALE/FEMALE



FEMALE



THREAD SIZE	TL	A
M2.5	4.0	5.0
M3	8.0	8.0
M4	10.0	11.0



CHOICE OF:		
Stainless: ASTM A581/A582	Brass: ASTM-B16 Plating: Nickel (QQ-N-290)	Aluminum: QQ-Q-225/3 Plating: Clear Iridite (Mil-C-5541)

MALE/FEMALE				FEMALE		
STAINLESS CAT. NO.	BRASS CAT. NO.	ALUMINUM CAT. NO.	L	STAINLESS CAT. NO.	BRASS CAT. NO.	ALUMINUM CAT. NO.
<b>4.5 HEX DIA. (M2.5 THREAD)</b>						
—	—	—	5.0	24460	24380	24420
—	—	—	6.0	24461	24381	24421
—	—	—	8.0	24462	24382	24422
24283	24307	24331	10.0	24463	24383	24423
24284	24308	24332	12.0	24464	24384	24424
24285	24309	24333	15.0	24465	24385	24425
24286	24310	24334	18.0	24466	24386	24426
24287	24311	24335	20.0	24467	24387	24427
24288	24312	24336	25.0	24468	24388	24428
<b>5.0 HEX DIA. (M3 THREAD)</b>						
—	—	—	5.0	24470	24390	24430
—	—	—	6.0	24471	24391	24431
—	—	—	8.0	24472	24392	24432
24289	24313	24337	10.0	24473	24393	24433
24290	24314	24338	12.0	24474	24394	24434
24291	24315	24339	15.0	24475	24395	24435
24292	24316	24340	18.0	24476	24396	24436
24293	24317	24341	20.0	24477	24397	24437
24294	24318	24342	25.0	24478	24398	24438
<b>5.5 HEX DIA. (M3 THREAD)</b>						
—	—	—	5.0	24480	24400	24440
—	—	—	6.0	24481	24401	24441
—	—	—	8.0	24482	24402	24442
24295	24319	24343	10.0	24483	24403	24443
24296	24320	24344	12.0	24484	24404	24444
24297	24321	24345	15.0	24485	24405	24445
24298	24322	24346	18.0	24486	24406	24446
24299	24323	24347	20.0	24487	24407	24447
24300	24324	24348	25.0	24488	24408	24448
<b>6.0 HEX DIA. (M4 THREAD)</b>						
—	—	—	5.0	24490	24410	24450
—	—	—	6.0	24491	24411	24451
—	—	—	8.0	24492	24412	24452
24301**	24325**	24349**	10.0	24493	24413	24453
24302*	24326*	24350*	12.0	24494	24414	24454
24303	24327	24351	15.0	24495	24415	24455
24304	24328	24352	18.0	24496	24416	24456
24305	24329	24353	20.0	24497	24417	24457
24306	24330	24354	25.0	24498	24418	24458

\* Internal Thread: 8.0mm deep \*\* Internal Thread: 6.0mm deep  
Note: Female standoffs longer than 19mm may be tapped from both ends

## METRIC NYLON STANDOFFS

Material: Nylon: 6/6, UL Rated 94V-2

MALE/FEMALE

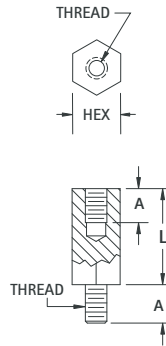


FEMALE



MALE/FEMALE CAT. NO.	L	FEMALE CAT. NO.
<b>5.0 HEX (M3 THREAD)</b>		
—	6.0	25508
—	8.0	25509
25501	10.0	25510
25502	12.0	25511
25503	15.0	25512
25504	18.0	25513
25505	20.0	25514
25506	25.0	25515
<b>5.5 HEX (M4 THREAD)</b>		
—	6.0	25528
—	8.0	25529
25521	10.0	25530
25522	12.0	25531
25523	15.0	25532
25524	18.0	25533
25525	20.0	25534
25526	25.0	25535

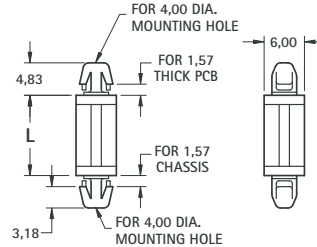
Note: Female standoffs longer than 19mm may be tapped from both ends



## METRIC NYLON LOCK-IN SUPPORT

- One end locks into chassis, the other end locks into the PC Board.

4.00 mm

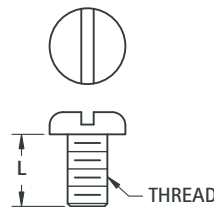


CAT. NO.	L DIM
8843	3.0
8844	4.0
8845	6.0
8846	8.0
8847	10.0
8848	12.0
8849	14.0
8850	16.0
8851	18.0

Material: Nylon 6/6, UL Rated 94V-2

## METRIC SCREWS

Choice of: Steel, Zinc Plate • Nylon: 6/6, UL Rated 94V-2



STEEL CAT. NO.	L	NYLON 6/6 CAT. NO.
<b>M2.5 THREAD</b>		
29301	6.00	29331
29304	12.00	29334
29306	16.00	29336
<b>M3 THREAD</b>		
29311	6.00	29341
29314	12.00	29344
29316	16.00	29346
29318	25.00	29348
<b>M4 THREAD</b>		
29321	6.00	29351
29324	12.00	29354
29326	16.00	29356
29328	25.00	29358