

**PLEASE CHECK WWW.MOLEX.COM FOR LATEST PART INFORMATION**

**Part Number:** [0191210054](#)  
**Status:** **Active**  
**Description:** InsulKrimp™ Flanged Spade Tongue Terminal for 10-12 AWG Wire, Stud Size 8, Width 9.53mm (.375"), Mylar Tape Carrier

**Documents:**

[Drawing \(PDF\)](#) [RoHS Certificate of Compliance \(PDF\)](#)  
[Product Specification PS-19902-009 \(PDF\)](#)

**Agency Certification**

CSA LR18689  
 UL E32244

**General**

Product Family Ring and Spade Terminals  
 Series [19121](#)  
 Crimp Quality Equipment Yes  
 Mil-Spec N/A  
 Product Name InsulKrimp™  
 Type Spade

**Physical**

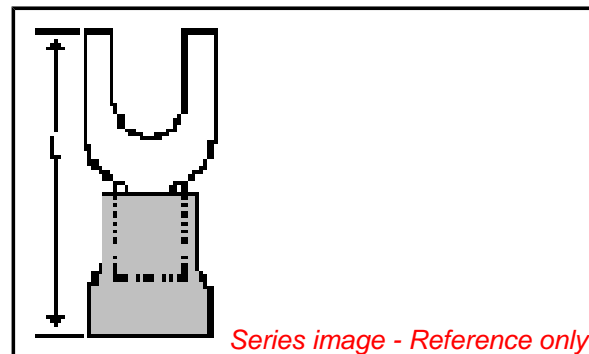
Barrel Type Closed  
 Color - Resin Natural  
 Flammability 94V-2  
 Insulation PVC  
 Material - Plating Mating Tin  
 Packaging Type Adhesive Tape on Reel  
 Plating min: Mating (µin) 160  
 Plating min: Mating (µm) 4  
 Plating min: Termination (µin) 160  
 Plating min: Termination (µm) 4  
 Stud Size 8 (M4)  
 Wire Insulation Diameter 6.35mm (.250")  
 Wire Size AWG 10, 12  
 Wire Size mm² 4.00 - 6.00

**Material Info**

Old Part Number C-217-08XT

**Reference - Drawing Numbers**

Product Specification PS-19902-009  
 Sales Drawing SD-19121-001



**EU RoHS**

**ELV and RoHS Compliant**  
**REACH SVHC**  
 Not Reviewed  
**Halogen-Free Status**  
**Not Reviewed**

**China RoHS**



**Need more information on product environmental compliance?**

Email [productcompliance@molex.com](mailto:productcompliance@molex.com)  
 For a multiple part number RoHS Certificate of Compliance, [click here](#)

Please visit the [Contact Us](#) section for any non-product compliance questions.

**Search Parts in this Series**

[19121Series](#)

**Application Tooling | [FAQ](#)**

*Tooling specifications and manuals are found by selecting the products below. Crimp Height Specifications are then contained in the Application Tooling Specification document.*

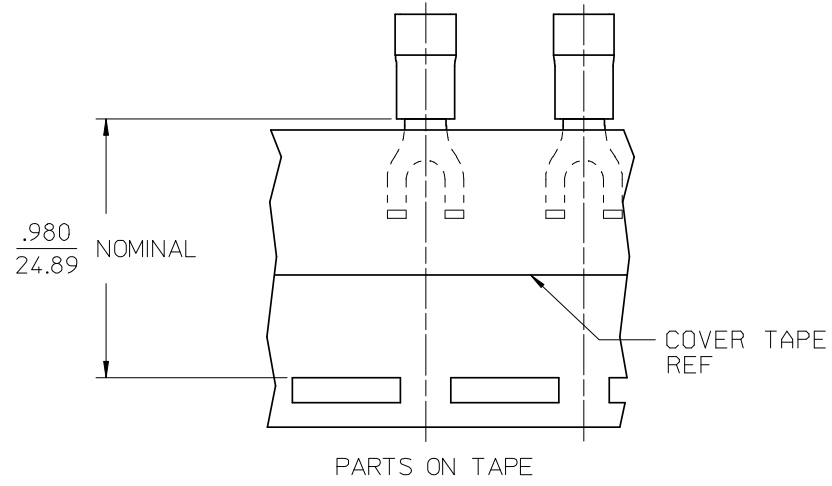
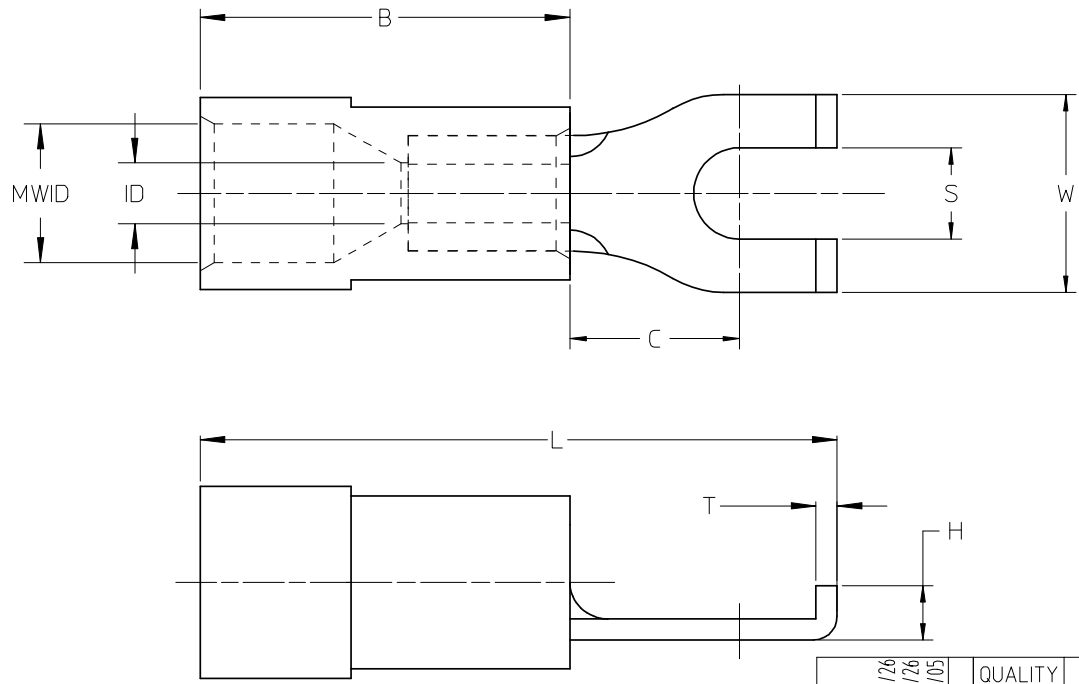
**Global**

Description	Product #
Crimp Dies for MTA-100 Tape Applicator used in 3BF Press, MTA-105 Tape Applicator used in TM-2000™ Press, and ATP-301 Air Crimping Press for Mylar Tape Mounted Terminals	<a href="#">0192880179</a>
Mini-Mac™ Applicator	<a href="#">0638851500</a>

This document was generated on 04/13/2010

**PLEASE CHECK [WWW.MOLEX.COM](http://WWW.MOLEX.COM) FOR LATEST PART INFORMATION**

LOOSE PIECE		TAPE MOUNTED		DIMENSIONS										FINISH
MATERIAL NUMBER	ENGINEERING NUMBER	MATERIAL NUMBER	ENGINEERING NUMBER	STUD SIZE	S ±.005	W MAX	C MIN	ID MIN	MWID	B REF	L MAX	H REF	T REF	INSULATION COLOR
191210005	AA-215-06X	191210006	AA-215-06XT	6	.146/3.71	.301/7.6	.207/5.3	.054/1.37	.145/3.68	.400/10.16	.781/19.8	.08/2.0	.031/0.79	RED
191210007	AA-215-08X	191210008	AA-215-08XT	8	.173/4.39	.301/7.6	.207/5.3	.054/1.37	.145/3.68	.400/10.16	.781/19.8	.08/2.0	.031/0.79	RED
191210009	AA-215-10X	191210010	AA-215-10XT	10	.198/5.03	.301/7.6	.207/5.3	.054/1.37	.145/3.68	.400/10.16	.781/19.8	.08/2.0	.031/0.79	RED
191210026	BB-216-06X	191210027	BB-216-06XT	6	.146/3.71	.301/7.6	.209/5.3	.081/2.06	.175/4.45	.400/10.16	.795/20.2	.08/2.0	.031/0.79	BLUE
191210028	BB-216-08X	191210029	BB-216-08XT	8	.173/4.39	.301/7.6	.209/5.3	.081/2.06	.175/4.45	.400/10.16	.795/20.2	.08/2.0	.031/0.79	BLUE
191210030	BB-216-10X	191210031	BB-216-10XT	10	.198/5.03	.301/7.6	.209/5.3	.081/2.06	.175/4.45	.400/10.16	.795/20.2	.08/2.0	.031/0.79	BLUE
191210051	C-217-06X	191210052	C-217-06XT	6	.146/3.71	.345/8.8 (A)	.270/6.85 (A)	.128/3.25	.245/6.22	.550/13.97	1.01/25.7 (A)	.10/2.5	.040/1.02	YELLOW
191210053	C-217-08X	191210054	C-217-08XT	8	.173/4.39	.385/9.8	.270/6.85 (A)	.128/3.25	.245/6.22	.550/13.97	1.01/25.7 (A)	.10/2.5	.040/1.02	YELLOW
191210056	C-217-10X	191210057	C-217-10XT	10	.209/5.3 (A)	.385/9.8	.270/6.85 (A)	.128/3.25	.245/6.22	.550/13.97	1.01/25.7 (A)	.10/2.5	.040/1.02	YELLOW



SALES DRAWING

- NOTES:
1. MATERIAL: COPPER
  2. PLATING: ELECTRO-TIN
  3. MWID = MAXIMUM WIRE INSULATION DIAMETER
  4. PART IS RoHS COMPLIANT

12-10 TO ALT DIE DIMS EC NO: ETC2008-0012 DRWN:RSTONE 2007/11/26 CHKD:MACNEIL 2007/11/26 APPR:MACNEIL 2007/12/05	QUALITY SYMBOLS	GENERAL TOLERANCES (UNLESS SPECIFIED)		DIMENSION STYLE IN/MM		SCALE ---	DESIGN UNITS INCH	THIRD ANGLE PROJECTION	
	▽=0	4 PLACES	± ---	± ---	DRAWN BY JJ	DATE 1984/11/05	TITLE FLANGED SPADE TERMINAL, INSULKRIMP		
	∇=0	3 PLACES	± 0.005	± .005	CHECKED BY GZ	DATE 1984/11/06	MATERIAL NO. SEE CHART		
		2 PLACES	± 0.13	± .01	APPROVED BY	DATE	DOCUMENT NO. SD-19121-001		
		1 PLACE	± 0.25	± ---	DRAFT WHERE APPLICABLE MUST REMAIN WITHIN DIMENSIONS		SHEET NO. 1 OF 1		
		ANGULAR ±1/2°		THIS DRAWING CONTAINS INFORMATION THAT IS PROPRIETARY TO MOLEX INCORPORATED AND SHOULD NOT BE USED WITHOUT WRITTEN PERMISSION					