

Surface Mount Common Mode Chokes

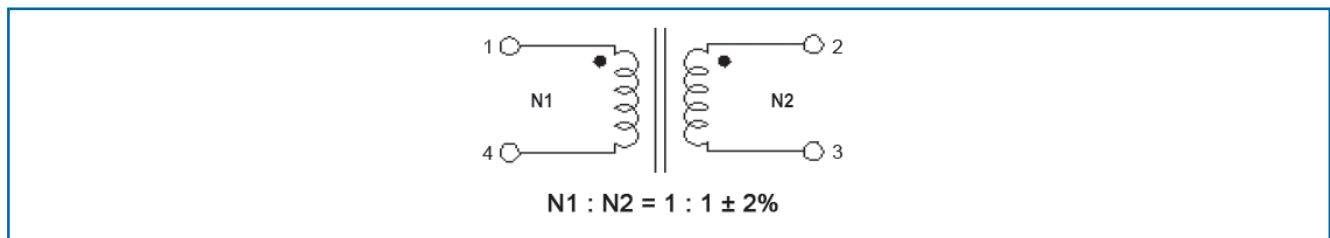
MODEL HM85

Features

- Operating Temperature Range -40°C to +125°C
- Ambient Temperature, Maximum +80°C
- Temperature Rise, Maximum 45°C
- RoHS Compliant



Schematics



Specifications @ 25°C

Part Number	Inductance (1-4 or 2-3) mH ±30%	Rated Current Amps	DC Resistance mΩ Max.	Case Size	Height mm Max.
HM85-32261LF	0.26	3.0	15.5	STM32	5.6
HM85-37501LF	0.50	2.2	50.0	STM37	8.3
HM85-37102LF	1.00	1.8	70.0	STM37	8.3
HM85-37152LF	1.50	1.5	100.0	STM37	8.3
HM85-37103LF	10.0	1.0	450	STM37	8.3
HM85-37223LF	22.0	0.5	850	STM37	8.3
HM85-44151LF	0.15	5.6	10.0	STM44	9.3
HM85-50221LF	0.22	3.7	30.0	STM50	10.0
HM85-50591LF	0.59	5.6	18.5	STM50	10.0
HM85-50771LF	0.77	4.7	40.0	STM50	10.0
HM85-50102LF	1.00	3.2	55.0	STM50	10.0
HM85-50132LF	1.30	3.0	60.0	STM50	10.0
HM85-50152LF	1.50	2.4	90.0	STM50	10.0
HM85-50302LF	3.00	2.0	120.0	STM50	10.0

- Notes: (1) Inductance is measured at 100kHz, 0.1Vrms.
 (2) It is recommended that the temperature of the component (ambient plus temperature rise) does not exceed 125°C under worst case operating conditions.

Packaging

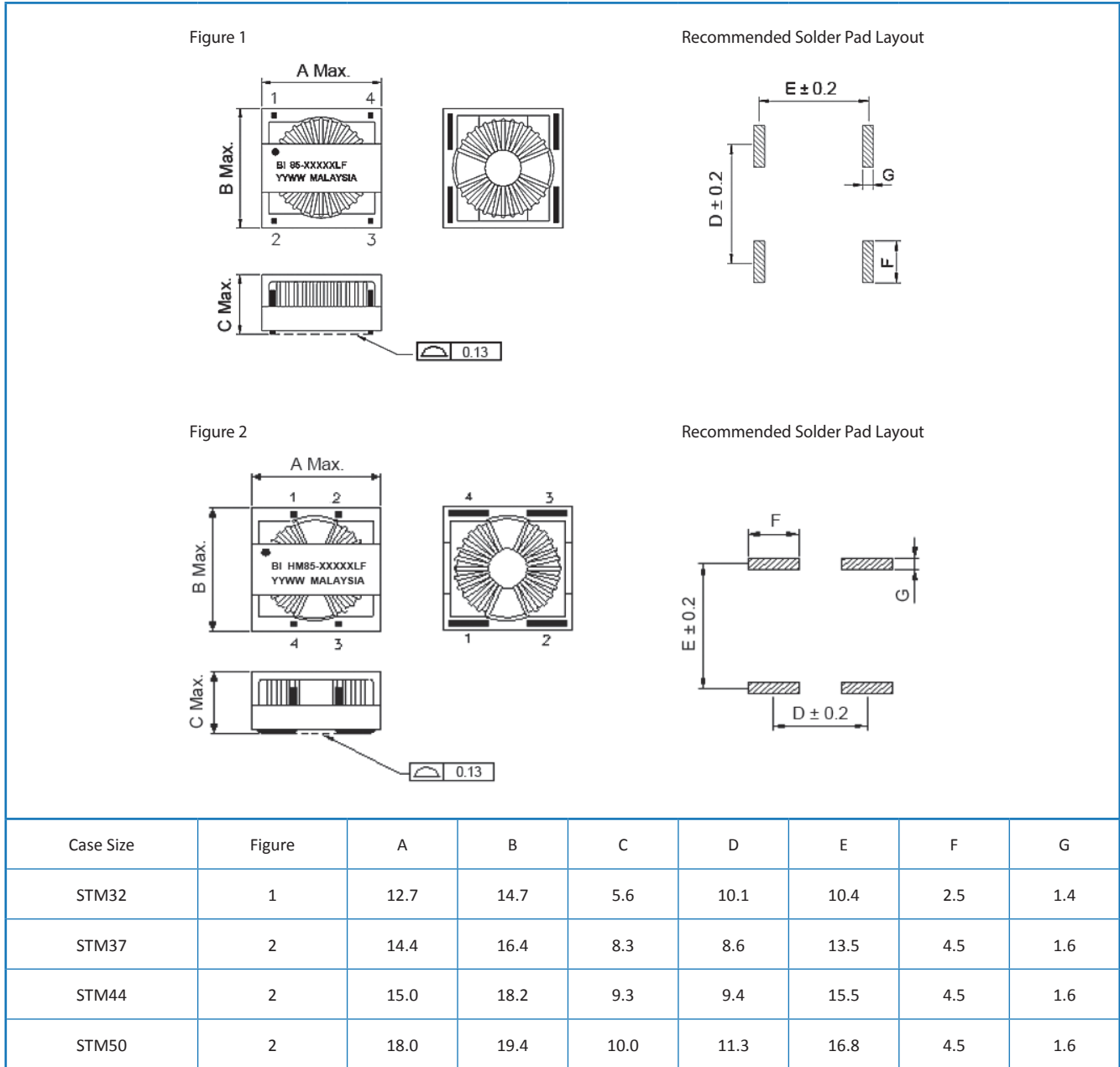
Standard:	Embossed Tape and Reel	
	Reel:	Diameter: = 13" (330.2mm)
		Capacity:
		Case size STM32 = 500 Units
		Case size STM37 = 200 Units
		Case size STM44 = 200 Units
Case size STM50 = 150 Units		

General Note

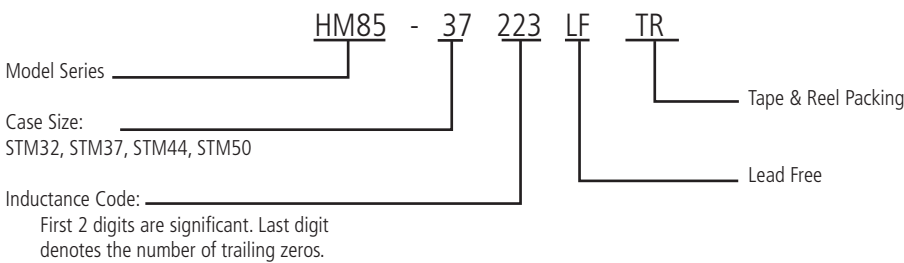
TT Electronics reserves the right to make changes in product specification without notice or liability.
 All information is subject to TT Electronics' own data and is considered accurate at time of going to print.

MODEL HM85

Outline Dimensions (mm)



Ordering Information



General Note

TT Electronics reserves the right to make changes in product specification without notice or liability. All information is subject to TT Electronics' own data and is considered accurate at time of going to print.