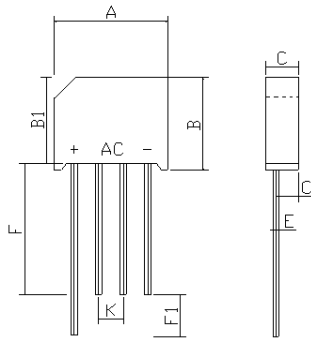


### FEATURES

- Rating to 1000V PRV
- Surge overload rating to 150 Amperes peak
- Ideal for printed circuit board
- Reliable low cost construction utilizing molded plastic technique results in inexpensive product
- Lead solderable per MIL-STD-202 method 208



KBL		
Dim	Min	Max
A	18.85	19.25
B	15.70	16.10
B1	14.65	15.05
C	5.90	6.30
C1	3.95	4.25
E	Ø1.20	Ø1.40
F	19.00min	
F1	4.00min	
K	4.70	5.30
All Dimensions in mm		

### Maximum Ratings (@T<sub>A</sub> = 25°C unless otherwise specified)

Characteristic	Symbol	KBL								UNITS
		4005	401	402	403	404	406	408	410	
Maximum recurrent peak reverse voltage	V <sub>RRM</sub>	50	100	200	300	400	600	800	1000	V
Maximum RMS voltage	V <sub>RMS</sub>	35	70	140	210	280	420	560	700	V
Maximum DC blocking voltage	V <sub>DC</sub>	50	100	200	300	400	600	800	1000	V
Maximum average forward Output current @T <sub>A</sub> =50°C	I <sub>F(AV)</sub>	4.0								A
Peak forward surge current 8.3ms single half-sine-wave superimposed on rated load	I <sub>FSM</sub>	150								A
I <sup>2</sup> t Rating for fusing @T <sub>j</sub> =25°C	I <sup>2</sup> t	93								A <sup>2</sup> S

### Thermal Characteristics

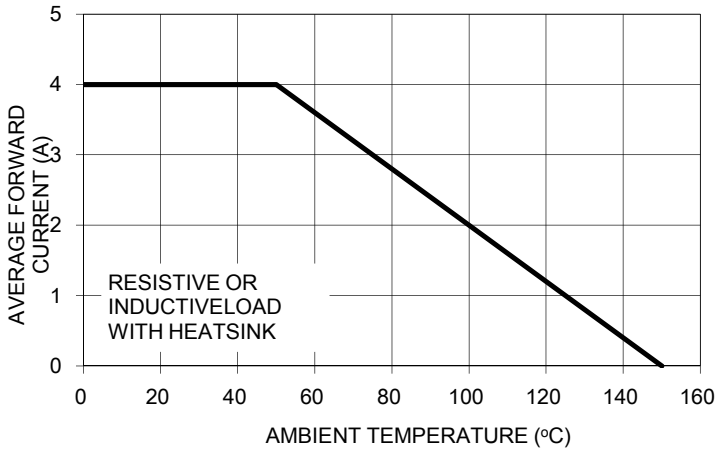
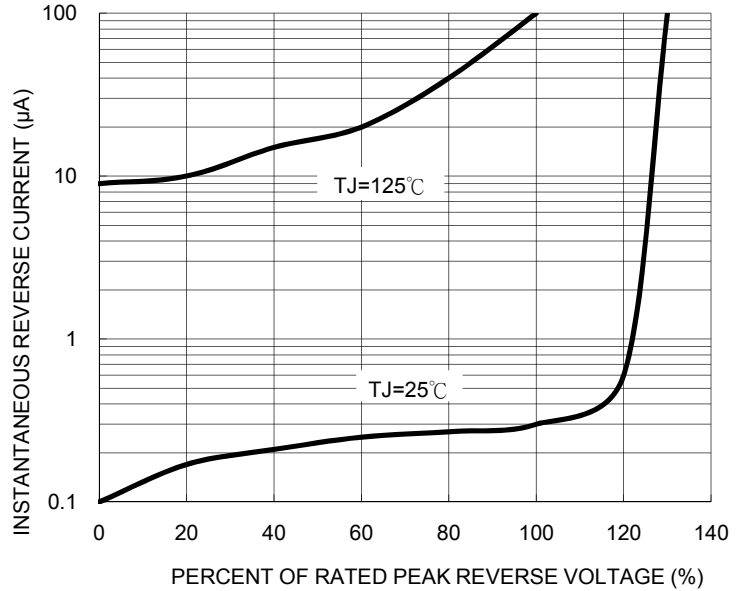
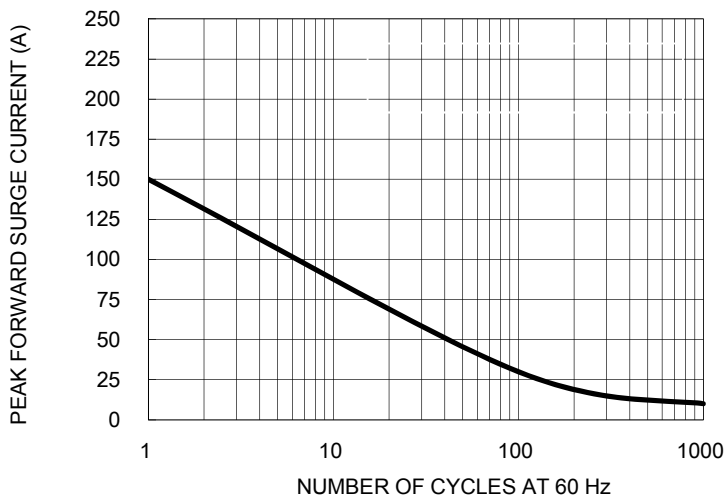
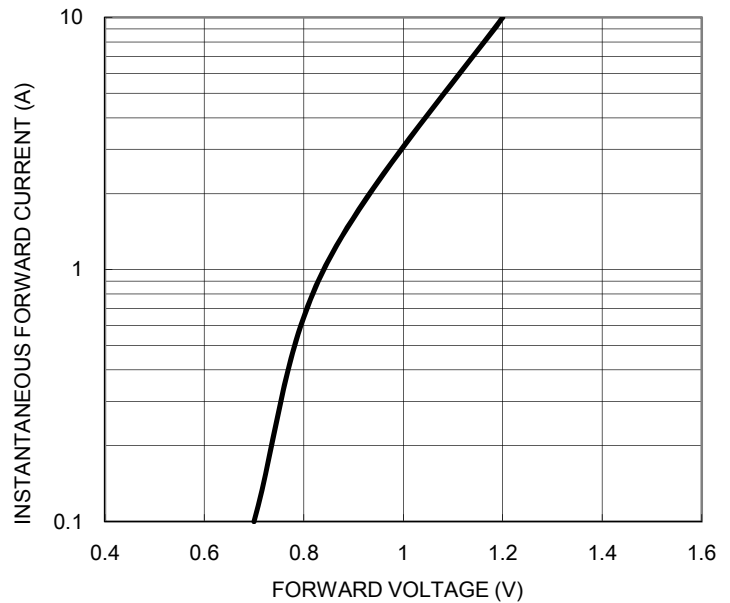
Characteristic	Symbol	KBL								UNITS
		4005	401	402	403	404	406	408	410	
Typical thermal resistance	R <sub>θJA</sub>	19								°C/W
	R <sub>θJC</sub>	0.8								
	R <sub>θJL</sub>	2.4								
Operating junction temperature range	T <sub>J</sub>	- 55 ---- + 150								°C
Storage temperature range	T <sub>STG</sub>	- 55 ---- + 150								°C

### Electrical Characteristics (@T<sub>A</sub> = 25°C unless otherwise specified)

Characteristic	Symbol	KBL								UNITS
		4005	401	402	403	404	406	408	410	
Maximum instantaneous forward voltage @2.0A @4.0A	V <sub>F</sub>	1.0								V
		1.1								
Maximum reverse current @T <sub>A</sub> =25°C at rated DC blocking voltage @T <sub>A</sub> =100°C	I <sub>R</sub>	10								μ A
		1.0								

**RATINGS AND CHARACTERISTICS CURVES**

(TA=25°C unless otherwise noted)

**FIG. 1 FORWARD CURRENT DERATING CURVE**

**FIG. 2 TYPICAL REVERSE CHARACTERISTICS**

**FIG. 3 MAXIMUM NON-REPETITIVE FORWARD SURGE CURRENT**

**FIG. 4 TYPICAL FORWARD CHARACTERISTICS**


Device	Package	Shipping
KBL4005--KBL410	KBL	500 Units/Box