



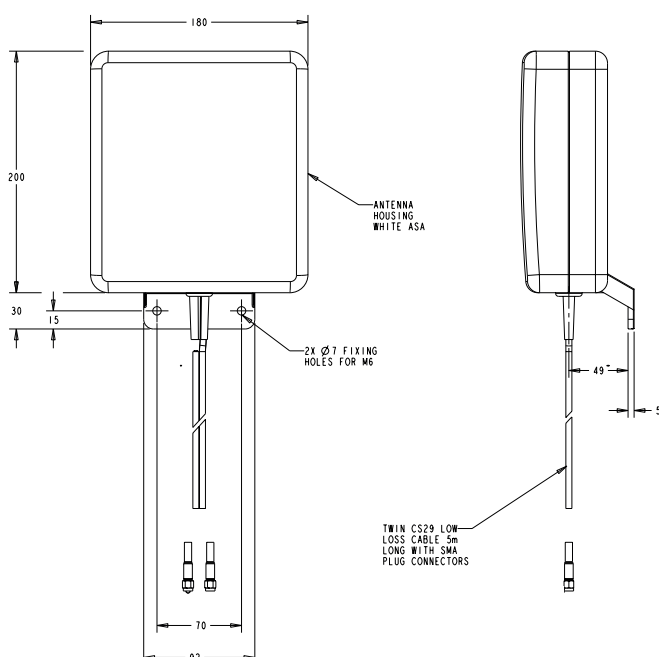
3G/4G/5G MIMO HIGH GAIN ANTENNA

SUITABLE FOR MAST, WALL AND DESK MOUNTING

This antenna is a high directional gain 2x2 MiMO signal boosting antenna for 2G, 3G, 4G and many 5G networks. Incorporating two separately fed wideband elements in a single housing, the antenna is equipped to provide client side MiMo and diversity support for 2G, 3G, 4G and many 5G networks. With 6dBi of peak gain at 698-960MHz and 9dBi peak gain at 1710-3800MHz, the antenna provides extra gain for next generation networks.

The rugged weather resistant housing is designed for wall mounting and wall and mast mount brackets are provided. Supplied with fitted low loss, double shielded twin cable the antenna minimises exposed connector joints and simplifies cable management for easy installation. The antenna is a cost effective value added product for network operators and service providers ensuring a stable link with improved data rates or subscribers thereby improving satisfaction and retention.

Technical Drawing



3G/4G/5G MIMO HIGH GAIN ANTENNA

FOR MAST, WALL AND DESK MOUNTING

Electrical Data		2362683-1	2362683-2	2362683-3	2362683-4
Frequency Range (MHz)		698-960/1710-2700/3400-3800MHz		698-960, 1710-2700	
Operational Band		2G/3G/4G/5G		2G/3G/4G	
Radiation pattern		Directional		Directional	
Nominal Polarisation		+/- 45deg Vertical		+/- 45deg	
Peak Gain (excl cable loss)	698-960 MHz	6dBi		6dBi	
	1710-2170 MHz	9dBi		9dBi	
	2396-2700 MHz	9dBi		6dBi	
	3400-3800 MHz	9dBi		-	
Efficiency - excluding cable loss (all bands)		>60%		>65%	
Correlation co-efficient (all bands)		<0.1		<0.05	
Impedance		50Ω			
Max input power (W)		20W			
GPS/GNSS data					
Frequency Range (MHz)		-		1562-1612 MHz	
LNA Gain (dB)		-		26	
Polarisation		-		Right Hand Circular	
Operating Voltage		-		3-5VDC (Fed via Coax)	
Current		-		Typical 15mA	
Mechanical Data					
Dimensions (mm)	Height (mm)	230 (0.9")			
	Width (mm)	180 (7.1")			
	Depth (mm)	94 (3.7")			
Operating Temp (°C)		-30 to +80°C (-40 to 176°F)			
Material		AV stable, impact resistant ASA			
Colour		RAL 9010 - White		RAL 7047 - Grey	
Weight (g)		955		1300	600
Ingress Protection		IP65		-	-
Mounting Data					
Fixing		Wall mount / mast mount / desk mount			
Mounting bracket material		Stainless steel / Aluminium			
Pole diameter (mm)		20-50 (0.78-1.96")			

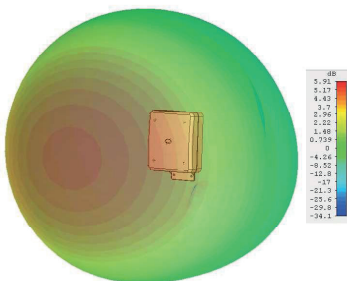
3G/4G/5G MIMO HIGH GAIN ANTENNA

FOR MAST, WALL AND DESK MOUNTING

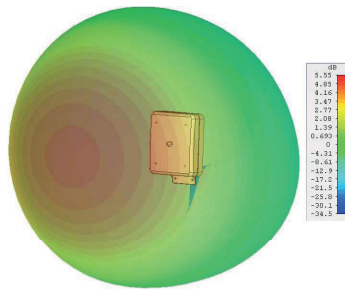
Cable Data	2362683-1	2362683-2	2362683-3	2362683-4
Cable Type	2xC29 (double shielded RG58)		2xCS29 Coax (Cell/LTE) 1x RG174 (GPS/GNSS)	
Diameter (mm)	5 (0.2")		5 (0.2") (Cell/ LTE) 2.8 (0.1") (GPS/GNSS)	
Length (m)	5 (16')	0.3 (12")	5 (16') Cell 6 (20') GPS	0.3 (1')Cell 0.3 (1') GPS
Termination	2x SMA plug	2x N jack	2x SMA (m) Cell 1x SMA (m) GPS	2x N (f) Cell 1x N (f) GPS

2362683-1 & 2362683-2 Gain Plots and VSWR

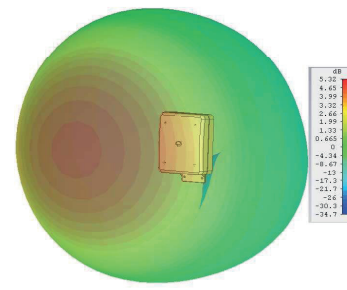
3D Gain Plot (750MHz)



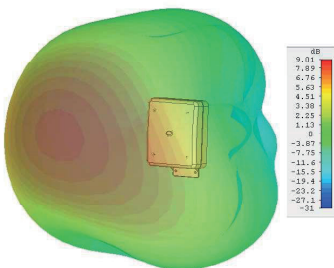
3D Gain Plot (850MHz)



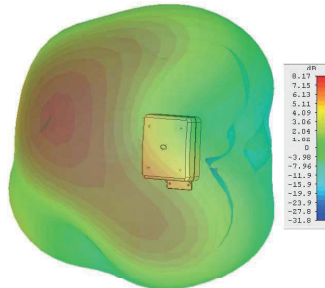
3D Gain Plot (950MHz)



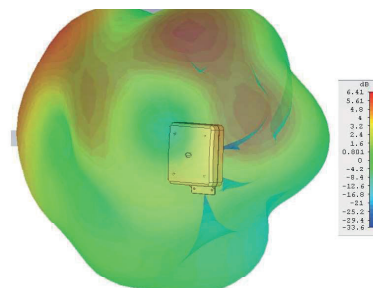
3D Gain Plot (1800MHz)



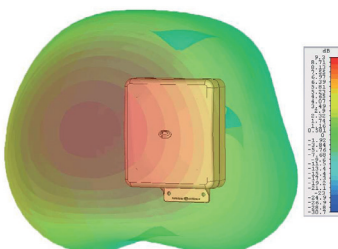
3D Gain Plot (2000 MHz)



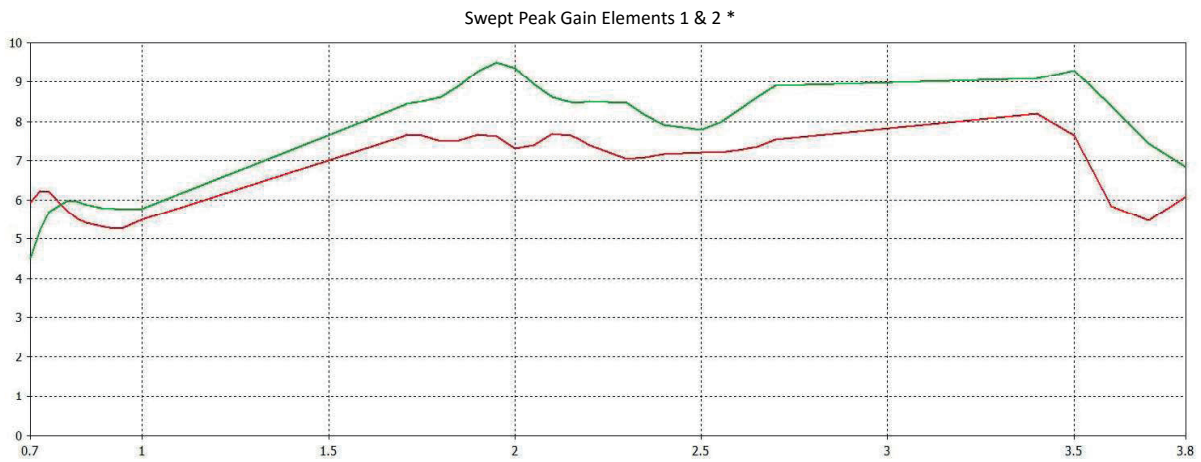
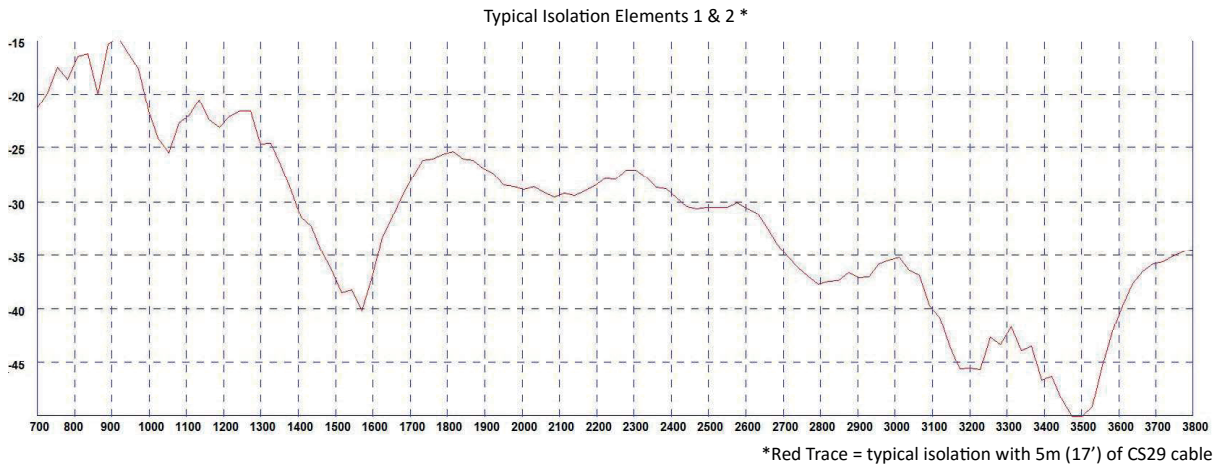
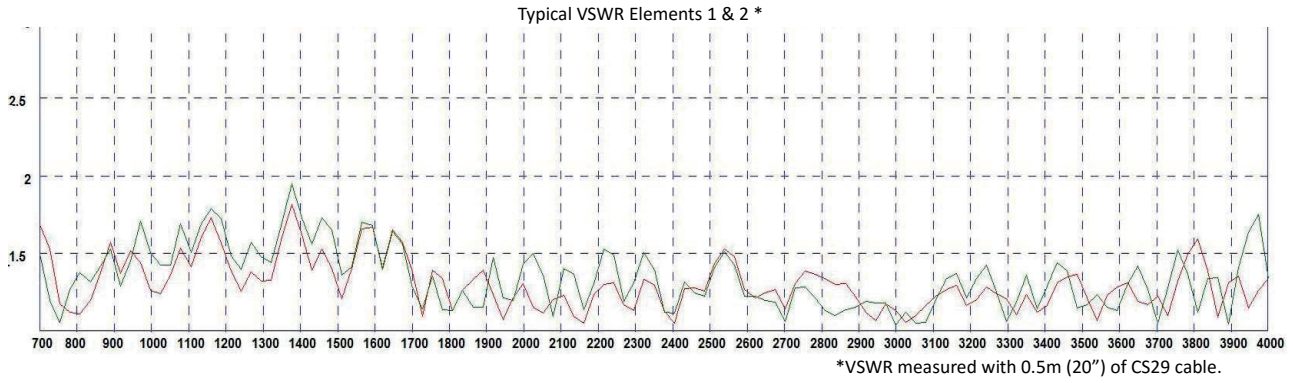
3D Gain Plot (2600 MHz)



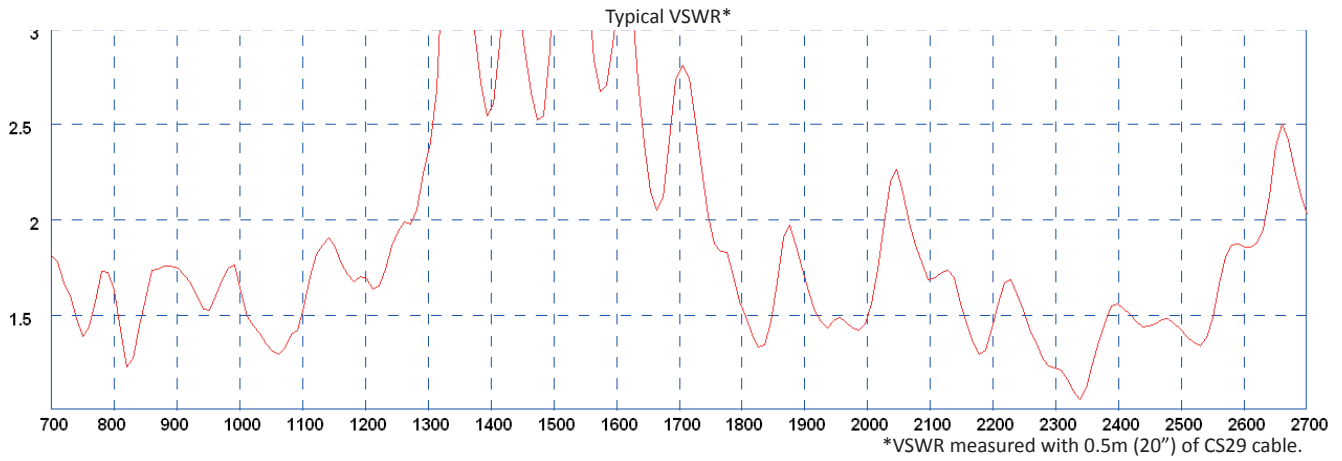
3D Gain Plot (3600MHz)



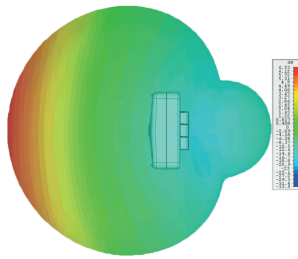
3G/4G/5G MIMO HIGH GAIN ANTENNA FOR MAST, WALL AND DESK MOUNTING



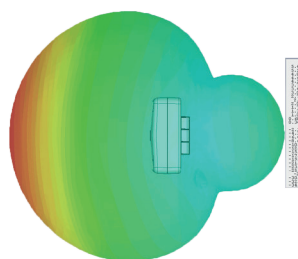
2362683-3 & 2362683-4 Gain Plots and VSWR



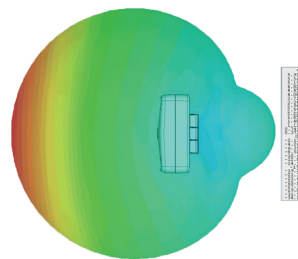
3D Gain Plot Top (825MHz)



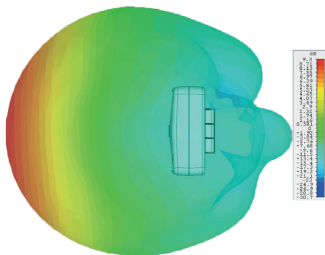
3D Gain Plot Top (725MHz)



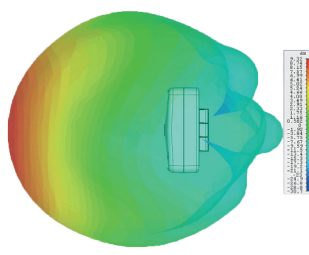
3D Gain Plot Top (925MHz)



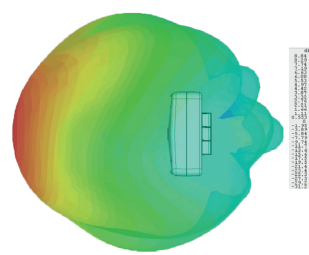
3D Gain Plot Top (1750MHz)



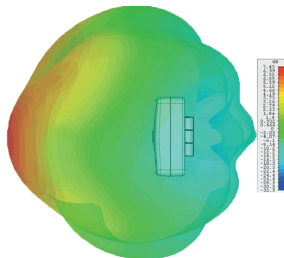
3D Gain Plot Top (1850MHz)



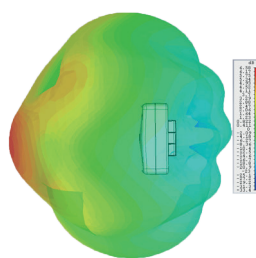
3D Gain Plot Top (1950MHz)



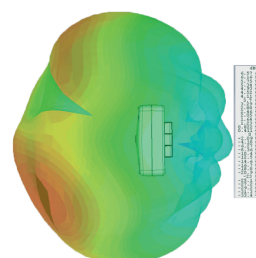
3D Gain Plot Top (2150MHz)



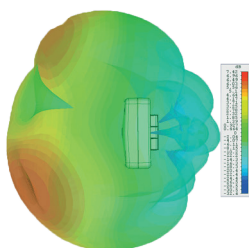
3D Gain Plot Top (2300MHz)



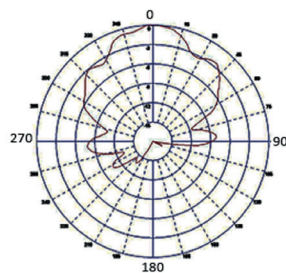
3D Gain Plot Top (2550MHz)



3D Gain Plot Top (2650MHz)



GPS/GNSS Typical E Plane Pattern (1602MHz)



*3D plots simulated in CST Microwave Studio without additional cable loss. Element 3 pattern measured in free space.