

Applications

- Sensors for small measuring points
- Limit temperature monitoring

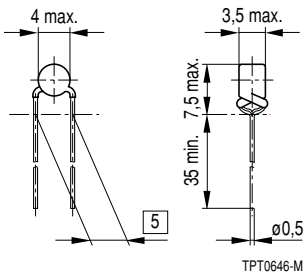
Features

- Tinned leads
- Manufacturer's logo and type designation stamped on in white
- Characteristics for nominal threshold temperatures of 90 to 160 °C conform with DIN 44081

Delivery mode

- Cardboard strips (standard), cardboard tape reeled or in AMMO pack on request

Dimensional drawing



Dimensions (mm)

General technical data

Max. operating voltage	$(T_A = 0 \dots 40 \text{ } ^\circ\text{C})$	V_{\max}	30	VDC
Max. measuring voltage	$(T_A = 25 \text{ K} \dots T_{\text{NTT}} + 23 \text{ K})$	$V_{\text{meas,max}}$	7,5	VDC
Rated resistance	$(V_{\text{PTC}} \leq 2,5 \text{ V})$	R_N	$\leq 100^1)$	Ω
Thermal threshold time		t_a	< 5	s
Operating temperature range	$(V \leq V_{\text{meas,max}})$	T_{op}	$-40/T_{\text{NTT}} + 23$	$^\circ\text{C}$
	$(V = V_{\max})$	T_{op}	0/+ 40	$^\circ\text{C}$

1) Exception: B59100C0920A070: $R_N > 100 \text{ k}\Omega$
 B59100C0010A070: $R_N > 5 \text{ k}\Omega$
 B59100C0050A070: $R_N < 150 \text{ }\Omega$

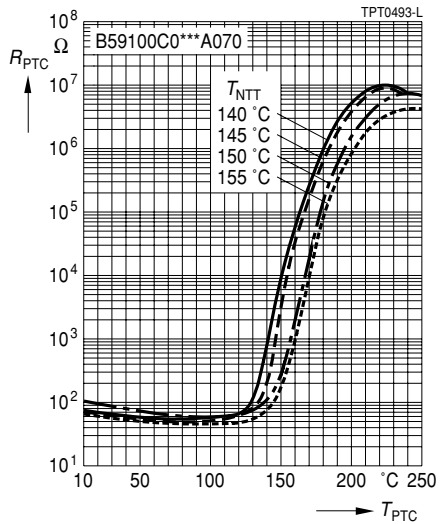
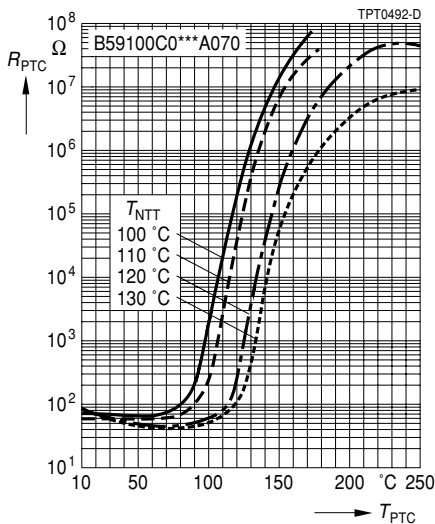
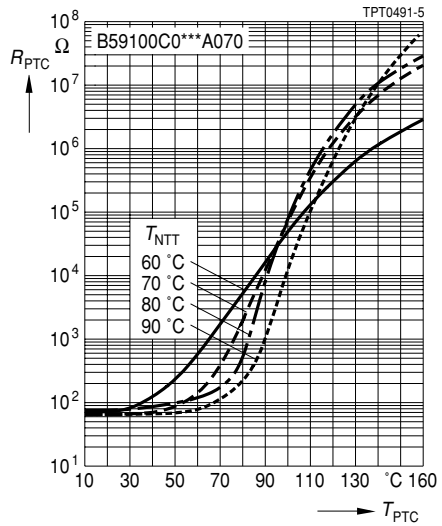
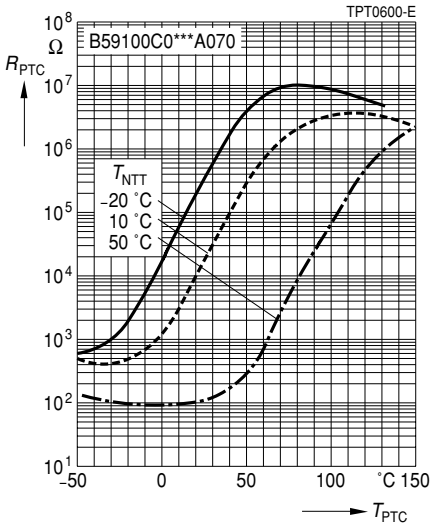
Electrical specifications and ordering codes

$T_{NTT} \pm \Delta T$ °C	R^1 ($T_{NTT} - \Delta T$) Ω	R^1 ($T_{NTT} + \Delta T$) Ω	R^2 ($T_{NTT} + 15 \text{ K}$) Ω	R^1 ($T_{NTT} + 23 \text{ K}$) Ω	Bestell-Nummer
- 20 ± 5	≤ 2300	≥ 2300	—	≥ 10 k	B59100C0920A070
10 ± 5	≤ 2300	≥ 2300	—	≥ 10 k	B59100C0010A070
50 ± 5	≤ 400	≥ 400	—	≥ 4 k	B59100C0050A070
60 ± 5	≤ 570	≥ 570	—	≥ 10 k	B59100C0060A070
70 ± 5	≤ 570	≥ 570	—	≥ 10 k	B59100C0070A070
80 ± 5	≤ 570	≥ 570	—	≥ 10 k	B59100C0080A070
90 ± 5	≤ 550	≥ 1330	≥ 4 k	—	B59100C0090A070
100 ± 5	≤ 550	≥ 1330	≥ 4 k	—	B59100C0100A070
110 ± 5	≤ 550	≥ 1330	≥ 4 k	—	B59100C0110A070
120 ± 5	≤ 550	≥ 1330	≥ 4 k	—	B59100C0120A070
130 ± 5	≤ 550	≥ 1330	≥ 4 k	—	B59100C0130A070
140 ± 5	≤ 550	≥ 1330	≥ 4 k	—	B59100C0140A070
145 ± 5	≤ 550	≥ 1330	≥ 4 k	—	B59100C0145A070
150 ± 5	≤ 550	≥ 1330	≥ 4 k	—	B59100C0150A070
155 ± 5	≤ 550	≥ 1330	≥ 4 k	—	B59100C0155A070
160 ± 5	≤ 550	≥ 1330	≥ 4 k	—	B59100C0160A070
170 ± 6	≤ 550	≥ 1330	≥ 4 k	—	B59100C0170A070
180 ± 6	≤ 550	≥ 1330	≥ 4 k	—	B59100C0180A070

1) $V_{PTC} \leq 2,5 \text{ V}$ 2) $V_{PTC} \leq 7,5 \text{ V}$

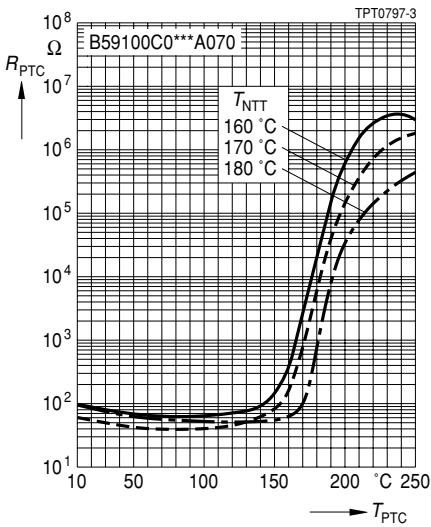
Characteristics (typical)

PTC resistance R_{PTC} versus PTC temperature T_{PTC}
(measured at low signal voltage)



Characteristics (typical)

PTC resistance R_{PTC} versus PTC temperature T_{PTC}
 (measured at low signal voltage)



Herausgegeben von EPCOS AG

Unternehmenskommunikation, Postfach 80 17 09, 81617 München, DEUTSCHLAND

☎ ++49 89 636 09, FAX (0 89) 636-2 26 89

© EPCOS AG 2002. Vervielfältigung, Veröffentlichung, Verbreitung und Verwertung dieser Broschüre und ihres Inhalts ohne ausdrückliche Genehmigung der EPCOS AG nicht gestattet.

Bestellungen unterliegen den vom ZVEI empfohlenen Allgemeinen Lieferbedingungen für Erzeugnisse und Leistungen der Elektroindustrie, soweit nichts anderes vereinbart wird.

Diese Broschüre ersetzt die vorige Ausgabe.

Fragen über Technik, Preise und Liefermöglichkeiten richten Sie bitte an den Ihnen nächstgelegenen Vertrieb der EPCOS AG oder an unsere Vertriebsgesellschaften im Ausland. Bauelemente können aufgrund technischer Erfordernisse Gefahrstoffe enthalten. Auskünfte darüber bitten wir unter Angabe des betreffenden Typs ebenfalls über die zuständige Vertriebsgesellschaft einzuholen.

Published by EPCOS AG

Corporate Communications, P.O. Box 80 17 09, 81617 Munich, GERMANY

☎ ++49 89 636 09, FAX (0 89) 636-2 26 89

© EPCOS AG 2002. Reproduction, publication and dissemination of this brochure and the information contained therein without EPCOS' prior express consent is prohibited.

Purchase orders are subject to the General Conditions for the Supply of Products and Services of the Electrical and Electronics Industry recommended by the ZVEI (German Electrical and Electronic Manufacturers' Association), unless otherwise agreed.

This brochure replaces the previous edition.

For questions on technology, prices and delivery please contact the Sales Offices of EPCOS AG or the international Representatives.

Due to technical requirements components may contain dangerous substances. For information on the type in question please also contact one of our Sales Offices.