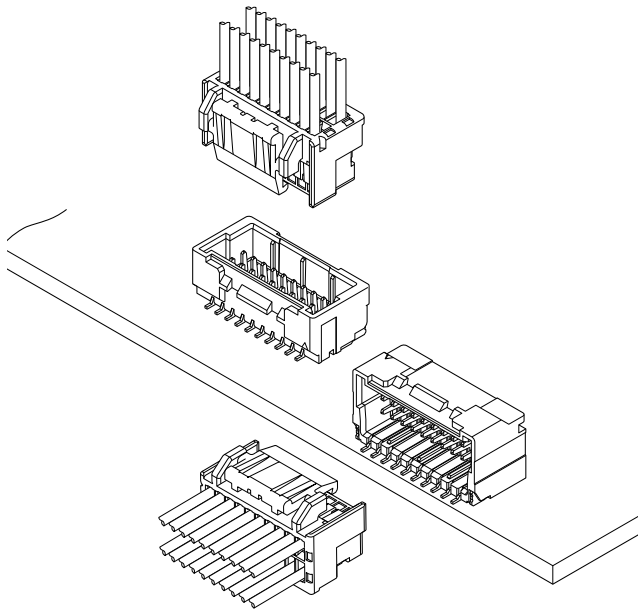


NSHD CONNECTOR



1.0 mm pitch/Disconnectable Crimp style connectors



In 1.0 mm pitch and dual-row secure lock type connector, this NSHD connector realizes a top grade of a space saving in the industry and supports a high densification of equipment.

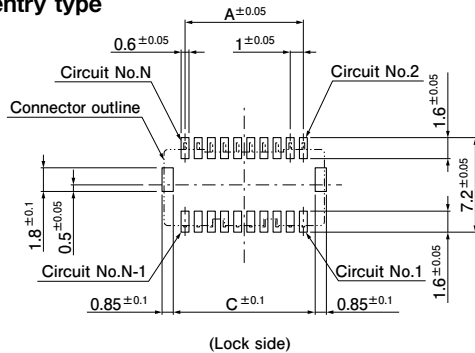
- Excellent mounting and dismantling workability of socket
- Adopting large lock in consideration of unlocking and withstanding external force
- Various lineups of circuits
- An existing crimping applicator is available.

Specifications

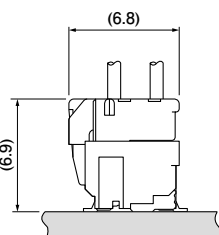
- Current rating: 1.0 A AC/DC (AWG #28)
 - Voltage rating: 50 V AC/DC
 - Temperature range: -25°C to +85°C
(including temperature rise in applying electrical current)
 - Contact resistance: Initial value/ 20 mΩ max.
After environmental tests/ 40 mΩ max.
 - Insulation resistance: 100 MΩ min.
 - Withstanding voltage: 500 VAC/minute
 - Applicable wire: Conductor size/ AWG #32 to #28
Insulation O.D./ 0.4 to 0.8 mm
- * In using the products, refer to "Handling Precautions for Terminals and Connectors" described on our website (Technical documents of Product information page).
- * RoHS2 compliance
- * Dimensional unit: mm
- * Contact JST for details.

PC board layout and Assembly layout

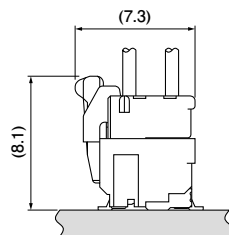
Top entry type



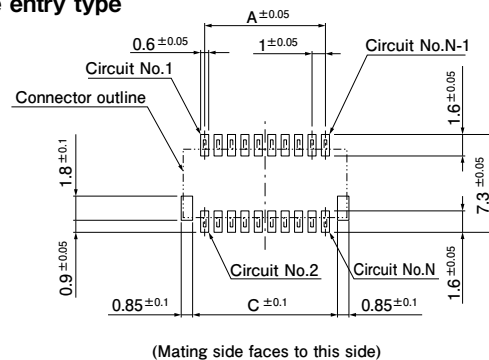
<16, 20, 24, 28, 32 circuits>



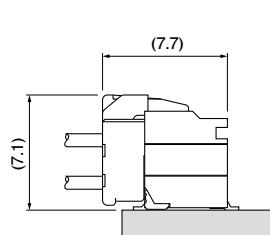
<40 circuits>



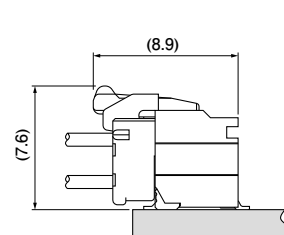
Side entry type



<16, 20, 24, 28, 32 circuits>



<40 circuits>

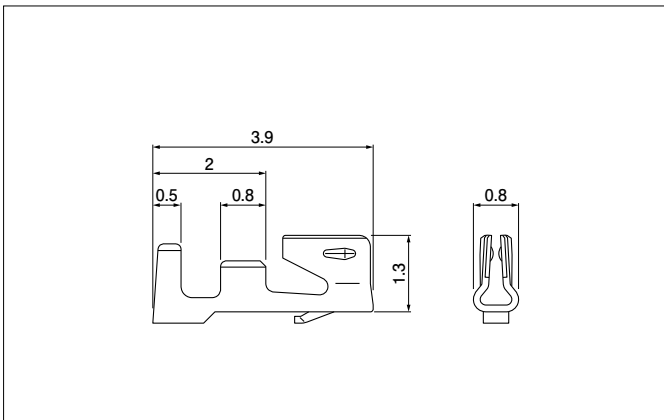


Note: 1. The above figure is the figure viewed from the connector mounting side.

2. Tolerances are non-cumulative: ± 0.05 mm for all centers. The dimensions above should serve as a guideline. Contact JST for details.

NSHD CONNECTOR

Contact



Model No.	Applicable wire		Insulation O.D. (mm)	Q'ty/reel
	mm ²	AWG #		
SNSHD-003T-P0.2	0.032~0.08	32~28	0.4~0.8	23,000

Material and Finish

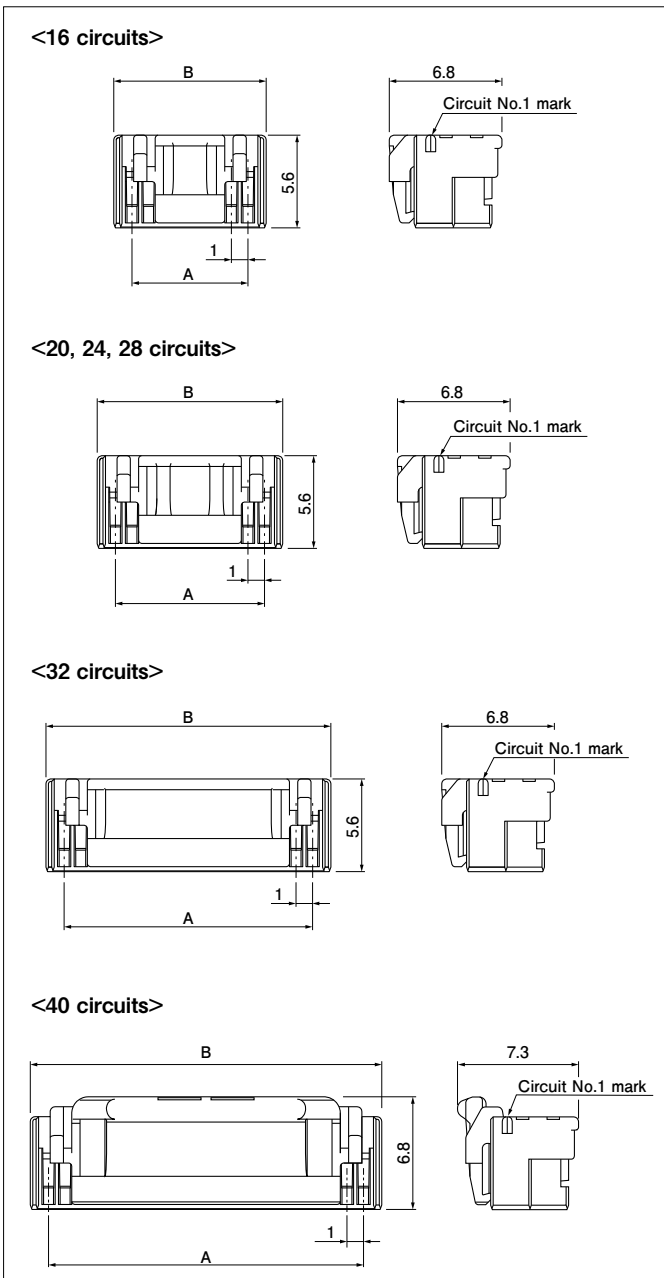
Copper alloy, tin-plated (reflow treatment)

RoHS2 compliance

Contact	Crimping machine	Applicator		
		Crimp applicator	Dies	Crimp applicator with dies
SNSHD-003T-P0.2	AP-K2N	MKS-L-10-3	MK/SSH/L-003-02	APLMK SSH/L003-02

Note: 1. Contact JST for applicable wires in case that it is not usable due to wire size.
2. Contact JST for fully automatic crimping applicator.

Housing



No. of circuits	Model No.	Dimensions (mm)		Q'ty/bag
		A	B	
16	NSHDR-16V-Z	7.0	9.2	2,500
20	NSHDR-20V-Z	9.0	11.2	2,000
24	NSHDR-24V-Z	11.0	13.2	1,500
28	NSHDR-28V-Z	13.0	15.2	1,000
32	NSHDR-32V-1-Z	15.0	17.2	1,000
40	NSHDR-40V-2-Z	19.0	21.2	900

Material and Finish

PBT, UL94V-0, ivory

RoHS2 compliance

<For reference> As the color identification, the following alphabet shall be put in the underlined part. For availability, delivery and minimum order quantity, contact JST.

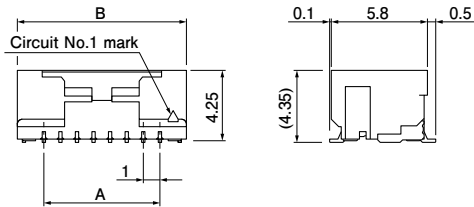
ex. **NSHDR-16V-Z**
 Z...ivory TR...tomato red E...blue MG...moss green
 DPK...dark pink

NSHD CONNECTOR

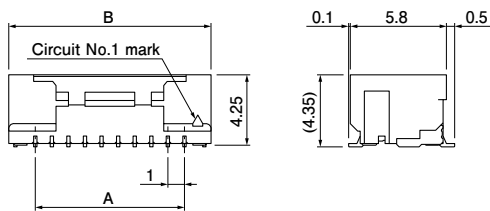
Shrouded header

Top entry type

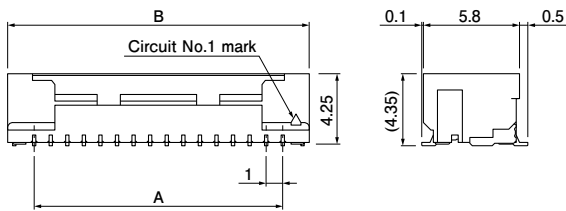
<16 circuits>



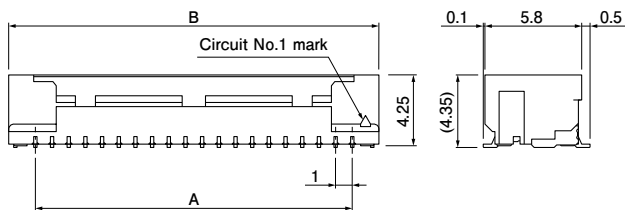
<20, 24, 28 circuits>



<32 circuits>

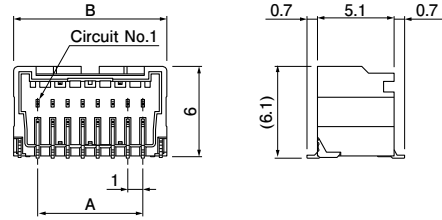


<40 circuits>

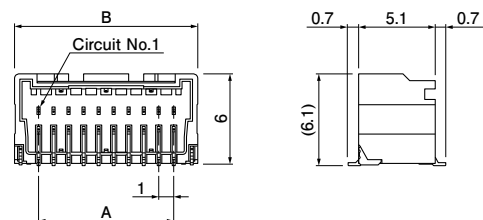


Side entry type

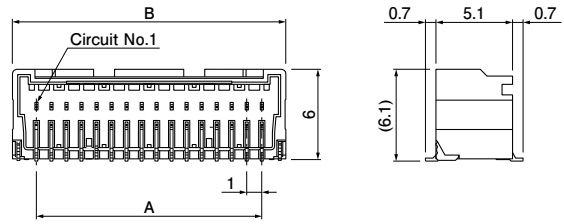
<16 circuits>



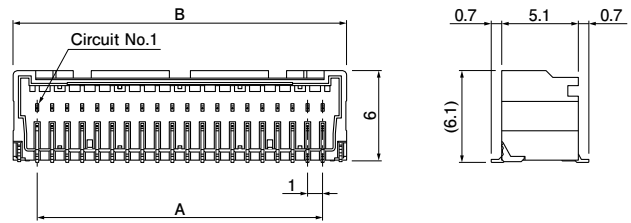
<20, 24, 28 circuits>



<32 circuits>



<40 circuits>



Top entry type

No. of circuits	Model No.	Dimensions (mm)			Q'ty/ reel
		A	B	C	
16	BM16B-NSHDZS-TFT	7.0	10.2	8.8	1,600
20	BM20B-NSHDZS-TFT	9.0	12.2	10.8	1,600
24	BM24B-NSHDZS-TFT	11.0	14.2	12.8	1,600
28	BM28B-NSHDZS-TFT	13.0	16.2	14.8	1,600
32	BM32B-NSHDZS-1-TFT	15.0	18.2	16.8	1,600
40	BM40B-NSHDZS-1-TFT	19.0	22.2	20.8	1,600

Material and Finish

Contact: Copper alloy, copper-undercoated, tin-plated (reflow treatment)
Header: Polyamide resin, UL94V-0, ivory
Reinforcing tab: Copper alloy, copper-undercoated, tin-plated (reflow treatment)

RoHS2 compliance

Note: These products listed above are supplied on embossed-tape.

<For reference> As the color identification, the following alphabet shall be put in the underlined part. For availability, delivery and minimum order quantity, contact JST.

ex. **BM16B-NSHDZS-TFT**

Z...ivory TR...tomato red E...blue MG...moss green
DPK...dark pink

Side entry type

No. of circuits	Model No.	Dimensions (mm)			Q'ty/ reel
		A	B	C	
16	SM16B-NSHDZS-TF	7.0	10.2	8.8	1,000
20	SM20B-NSHDZS-TF	9.0	12.2	10.8	1,000
24	SM24B-NSHDZS-TF	11.0	14.2	12.8	1,000
28	SM28B-NSHDZS-TF	13.0	16.2	14.8	1,000
32	SM32B-NSHDZS-1-TF	15.0	18.2	16.8	1,000
40	SM40B-NSHDZS-1-TF	19.0	22.2	20.8	1,000

Material and Finish

Contact: Copper alloy, copper-undercoated, tin-plated (reflow treatment)
Header: Polyamide resin, UL94V-0, ivory
Reinforcing tab: Copper alloy, copper-undercoated, tin-plated (reflow treatment)

RoHS2 compliance

Note: These products listed above are supplied on embossed-tape.

<For reference> As the color identification, the following alphabet shall be put in the underlined part. For availability, delivery and minimum order quantity, contact JST.

ex. **SM16B-NSHDZS-TF**

Z...ivory TR...tomato red E...blue MG...moss green
DPK...dark pink