

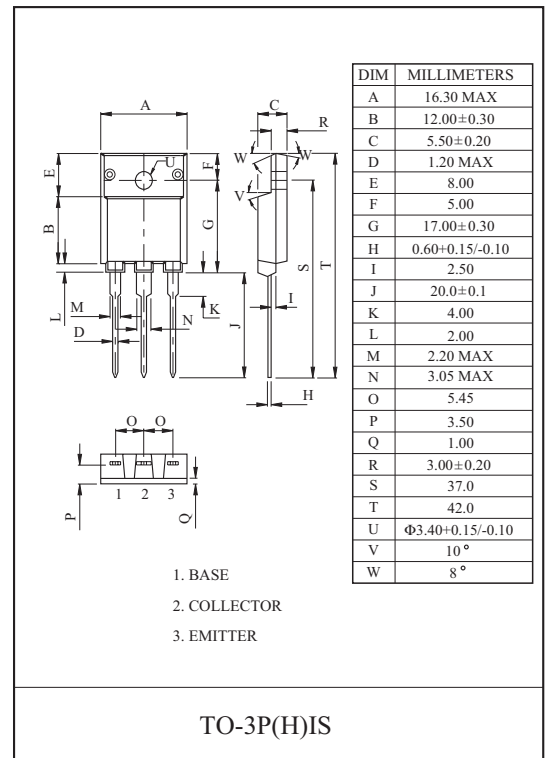
HIGH POWER AMPLIFIER APPLICATION.

FEATURES

- Complementary to KTD998.
- Recommended for 45 50W Audio Frequency Amplifier Output Stage.

MAXIMUM RATING (Ta=25)

CHARACTERISTIC	SYMBOL	RATING	UNIT
Collector-Base Voltage	V_{CBO}	-120	V
Collector-Emitter Voltage	V_{CEO}	-120	V
Emitter-Base Voltage	V_{EBO}	-5	V
Collector Current	DC	I_C	-10
	Pulse	I_{CP}	-15
Base Current	I_B	-1	A
Collector Power Dissipation (Tc=25)	P_C	80	W
Junction Temperature	T_j	150	
Storage Temperature Range	T_{stg}	-55 150	

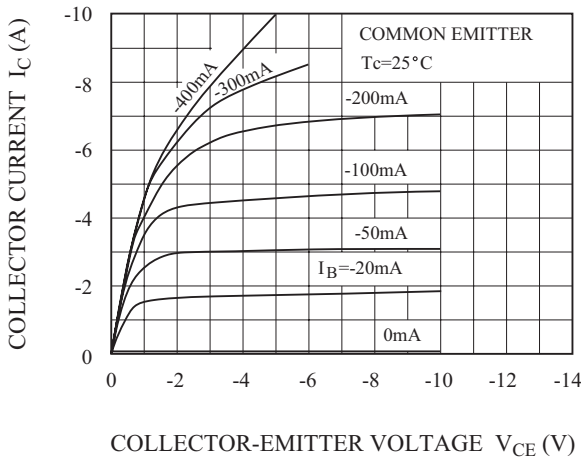


ELECTRICAL CHARACTERISTICS (Ta=25)

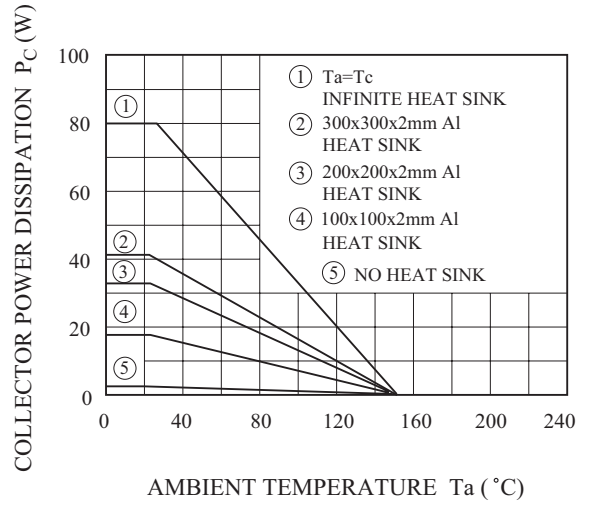
CHARACTERISTIC	SYMBOL	TEST CONDITION	MIN.	TYP.	MAX.	UNIT
Collector Cut-off Current	I_{CBO}	$V_{CB}=-120V, I_E=0$	-	-	-10	μA
Emitter Cut-off Current	I_{EBO}	$V_{EB}=-5V, I_C=0$	-	-	-10	μA
Collector-Emitter Breakdown Voltage	$V_{(BR)CEO}$	$I_C=-50mA, I_B=0$	-120	-	-	V
DC Current Gain	h_{FE} (Note)	$V_{CE}=-5V, I_C=-1A$	55	-	160	
Collector-Emitter Saturation Voltage	$V_{CE(sat)}$	$I_C=-5A, I_B=-0.5A$	-	-	-2.5	V
Base-Emitter Voltage	V_{BE}	$V_{CE}=-5V, I_C=-5A$	-	-	-1.5	V
Transition Frequency	f_T	$V_{CE}=-5V, I_C=-1A$	-	10	-	MHz
Collector Output Capacitance	C_{ob}	$V_{CB}=-10V, I_E=0, f=1MHz$	-	280	-	pF

Note : h_{FE} Classification R:55 110, O:80 160

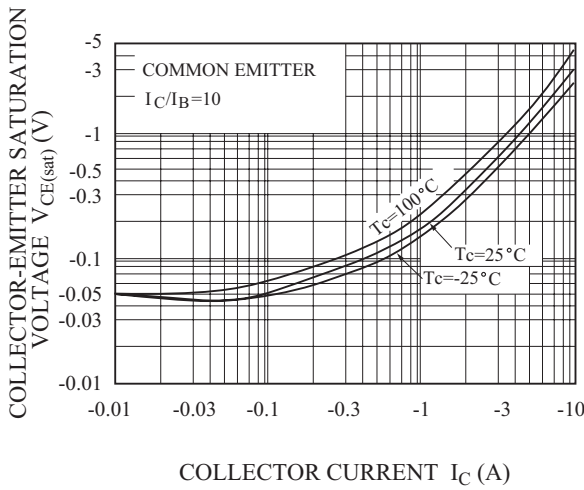
$I_C - V_{CE}$



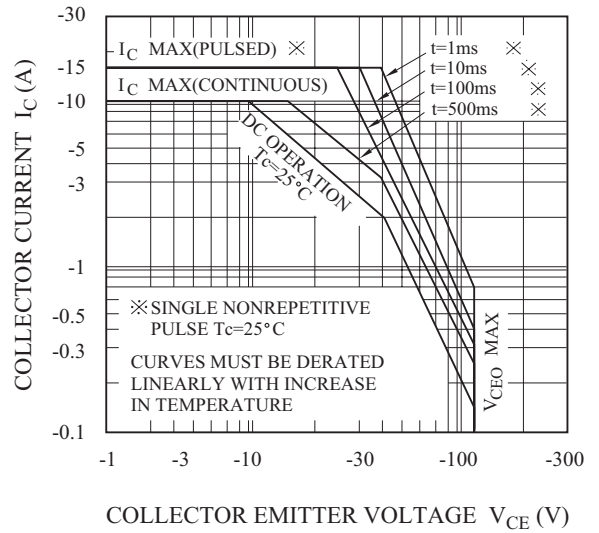
$P_c - T_a$



$V_{CE(sat)} - I_C$



SAFE OPERATING AREA



$h_{FE} - I_C$

