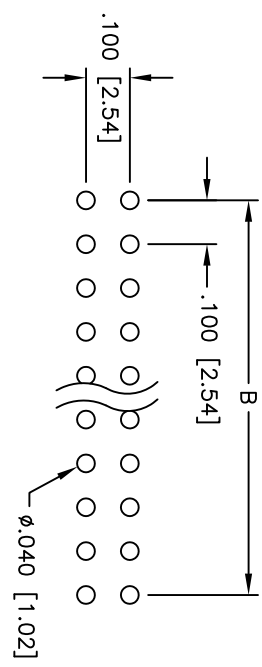
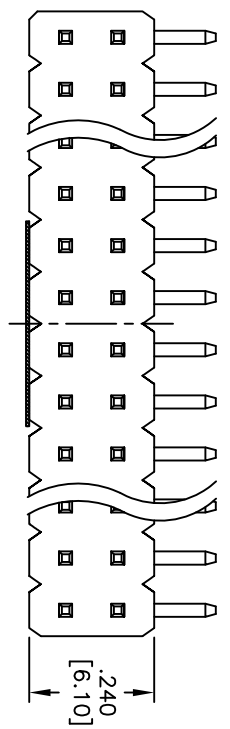
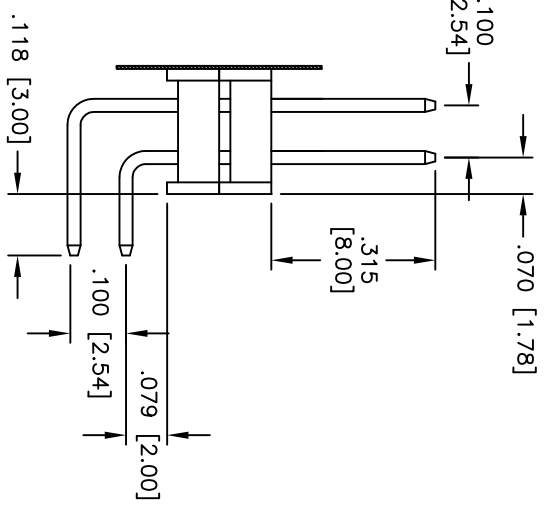
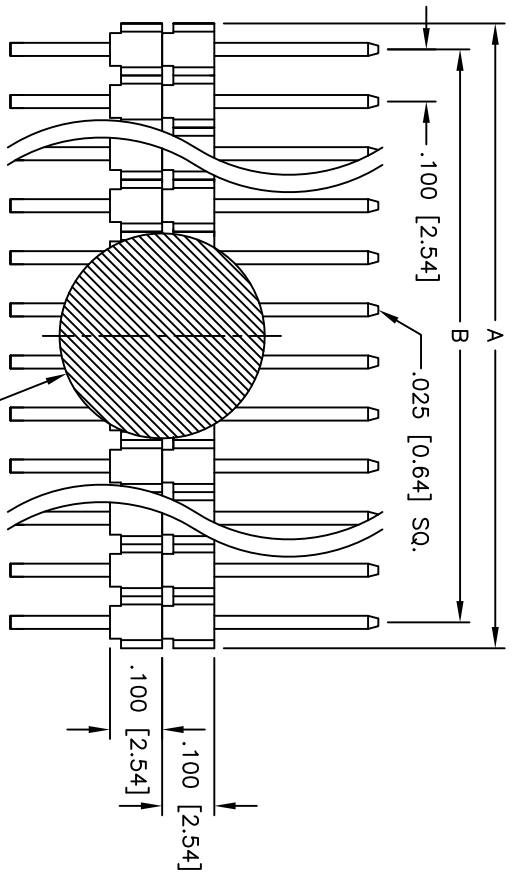


Rev	AWO #	Description	Date	Appr
-		RELEASED	5/30/11	

APPROVED: _____
 DATE: _____ TITLE: _____



RECOMMENDED PCB LAYOUT



KAPTON PICK & PLACE TAPE
 ø.394X.006
 [10.00X0.15]

PACKAGED ON TAPE & REEL

Positions: 6 thru 60
 A = .100 [2.54] x No. of Positions per Row
 B = .100 [2.54] x No. of Spaces

SPECIFICATIONS:
 Material: PBT, glass reinforced, rated UL 94V-0
 Insulator color: Black
 Contacts: Brass
 Plating: Gold flash over Nickel underplate overall
 Electrical: Current rating: 3 Amps
 Contact resistance: 20 mohms max
 Insulation resistance: 1,000 Mohms min
 Dielectric withstanding: 600V AC/DC
 Temperature Rating: Operating temperature: -40°C to +105°C
 Environmental: Lead free, RoHS compliant
 Recommended soldering temp: 235°C for 5 seconds

A

A

B

B

C

C

D

D

ADAM TECH

909 Rahway Avenue, Union, NJ 07083
 Phone: 908-687-5000 Fax: 908-687-5710

TITLE: .100 [2.54] DUAL ROW PIN HEADER, R/A
 DUAL INSULATOR, GOLD PLATED

UNLESS OTHERWISE SPECIFIED ALL DIMENSIONS ARE INCHES [MM]	
TOLERANCES: EXCEPT AS NOTED	HOLDS
.X ± .10	ØX ± .10
.XX ± .020	ØXXX ± .015
.XXX ± .015	ØXXX ± .010
APPROVALS	DATE
DRAWN	DY
CHECKED	
APPROVED	

SIZE	PART NO.	REV.
X	DPH2RA-XX-UB-KT-1/R	-
REF:	SCALE: NTS	SHEET 1 OF 1



6

5

4

3

2

1