



* Pb Free Part

THE POSSIBILITIES ARE INFINITE



Customer Name	Standard	FUJITSU MEDIA DEVICES LIMITED	
System	900MHz WCDMA Duplexer (Rx Single-ended)	DATE	Jul. 8, 2008
FMD P/N	FAR-D5GK-942M50-D1KF	Version 1.0bd	

Table 1 Electrical Specification

		Condition	Specification			Unit	Remarks
			Min	Typ.	Max		
Tx to ANT	Insertion loss	880.4 - 914.6MHz	-	2.2	3.6	dB	
	Pass band ripple	880.4 - 914.6MHz	-	1.1	2.6	dB	
	VSWR (Tx port)	880.4 - 914.6MHz	-	2.0	2.3	-	
	VSWR (Ant port)	880.4 - 914.6MHz	-	1.8	2.1	-	
	Input Power	880.4 - 914.6MHz	29dBm > 10000 Hours , Ta=+55°C , CW			-	
	Attenuation	10 - 850MHz	23	30	-	dB	
		925.4 - 959.6MHz	40	46	-	dB	
		1574 - 1577MHz	26	32	-	dB	
1760 - 1830MHz		20	27	-	dB		
1830 - 1990MHz		17	25	-	dB		
2110 - 2170 MHz		15	22	-	dB		
	2400 - 2745MHz	12	18	-	dB		
ANT to Rx	Insertion loss	925.4 - 959.6MHz	-	2.9	3.8	dB	
	Pass band ripple	925.4 - 959.6MHz	-	1.5	2.4	dB	
	VSWR (Ant port)	925.4 - 959.6MHz	-	1.9	2.3	-	
	VSWR (Rx port)	925.4 - 959.6MHz	-	2.0	2.3	-	
	Attenuation	880.4 - 914.6MHz	42	51	-	dB	
		980 - 1805MHz	23	37	-	dB	
		1805 - 1920MHz	30	44	-	dB	
		1920 - 2400MHz	30	44	-	dB	
2400 - 2500MHz		30	42	-	dB		
	2500 - 2880MHz	20	40	-	dB		
Tx to Rx	Isolation	880.4 - 914.6MHz	48	54	-	dB	
		925.4 - 959.6MHz	43	48	-	dB	
Storage Temperature			-40 to +100			°C	
Operating Temperature			-15 to +80			°C	
Package size		3.0(typ.) x 2.5(typ.) x 0.7(max)				mm	



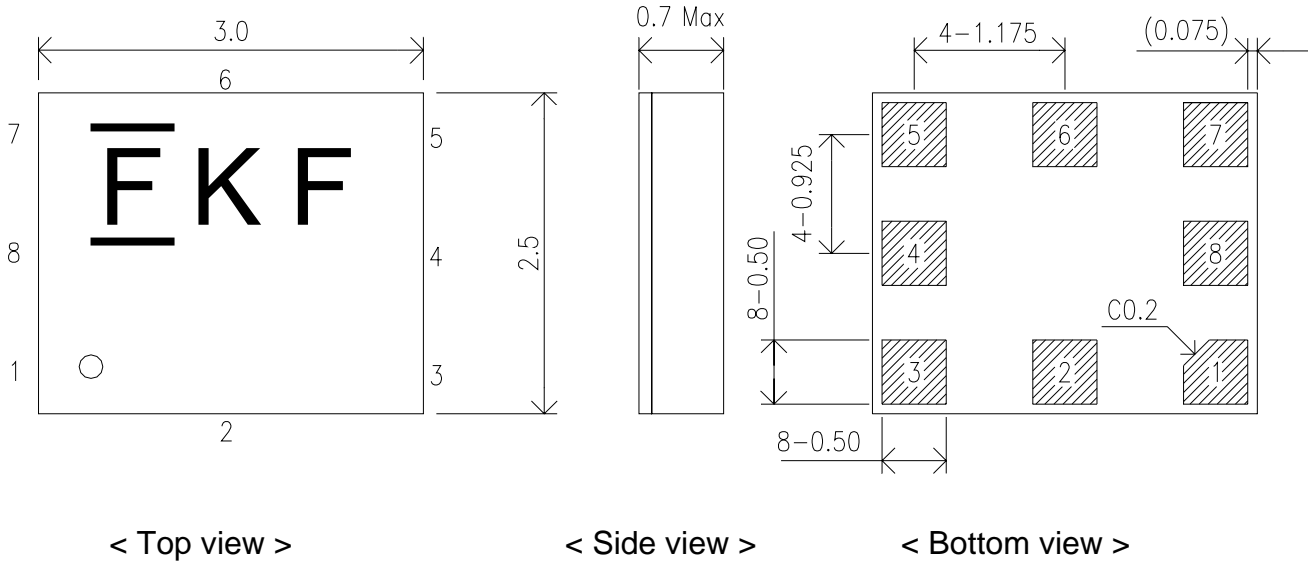
* Pb Free Part

THE POSSIBILITIES ARE INFINITE



Customer Name	Standard	FUJITSU MEDIA DEVICES LIMITED	
System	900MHz WCDMA Duplexer (Rx Single-ended)	DATE	Jul. 8, 2008
FMD P/N	FAR-D5GK-942M50-D1KF	Version 1.0bd	

Dimensions



Unit: mm
1~8: Pin No.

Pin Configuration

Pin No.	Pin name	Description
1	Rx	Receiver Pin
2	GND	Ground Pin
3	Tx	Transmitter Pin
4	GND	Ground Pin
5	GND	Ground Pin
6	ANT	Antenna Pin
7	GND	Ground Pin
8	GND	Ground Pin

Figure 1. Dimensions and Pin assignment



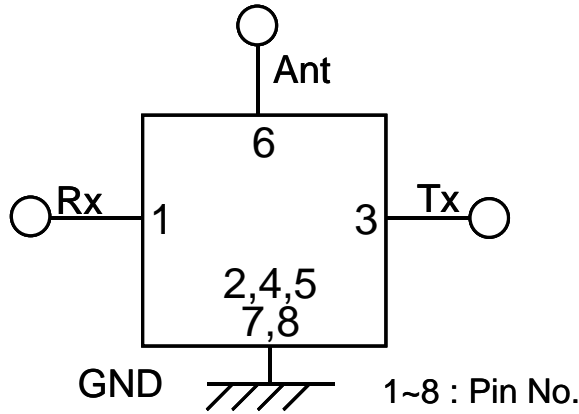
* Pb Free Part

THE POSSIBILITIES ARE INFINITE



Customer Name	Standard	FUJITSU MEDIA DEVICES LIMITED	
System	900MHz WCDMA Duplexer (Rx Single-ended)	DATE	Jul. 8, 2008
FMD P/N	FAR-D5GK-942M50-D1KF	Version 1.0bd	

Evaluation Circuit



Recommended foot print pattern

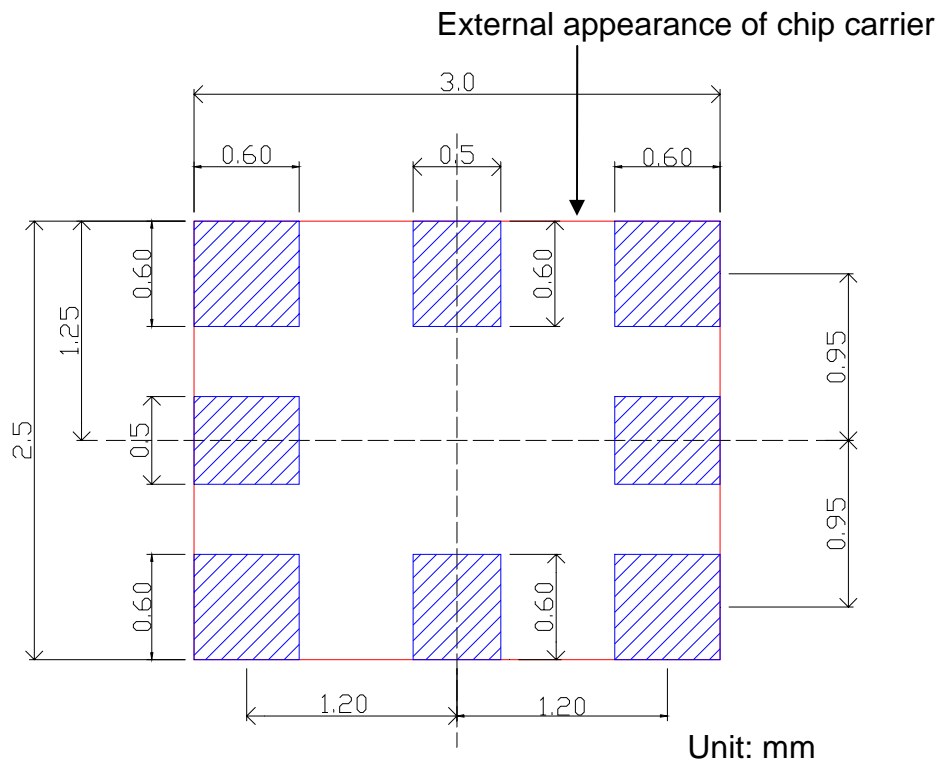


Figure 2. Recommended foot print pattern



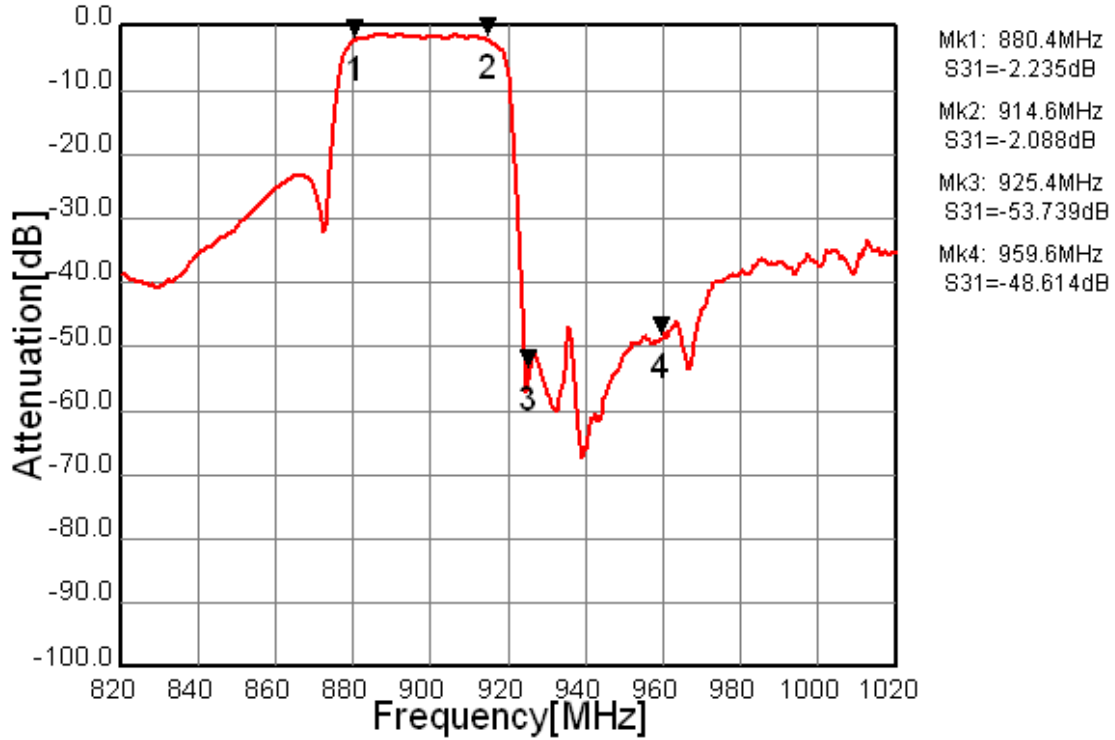
* Pb Free Part

THE POSSIBILITIES ARE INFINITE



Customer Name	Standard	FUJITSU MEDIA DEVICES LIMITED	
System	900MHz WCDMA Duplexer (Rx Single-ended)	DATE	Jul. 8, 2008
FMD P/N	FAR-D5GK-942M50-D1KF	Version 1.0bd	

Tx to Ant



Ant to Rx

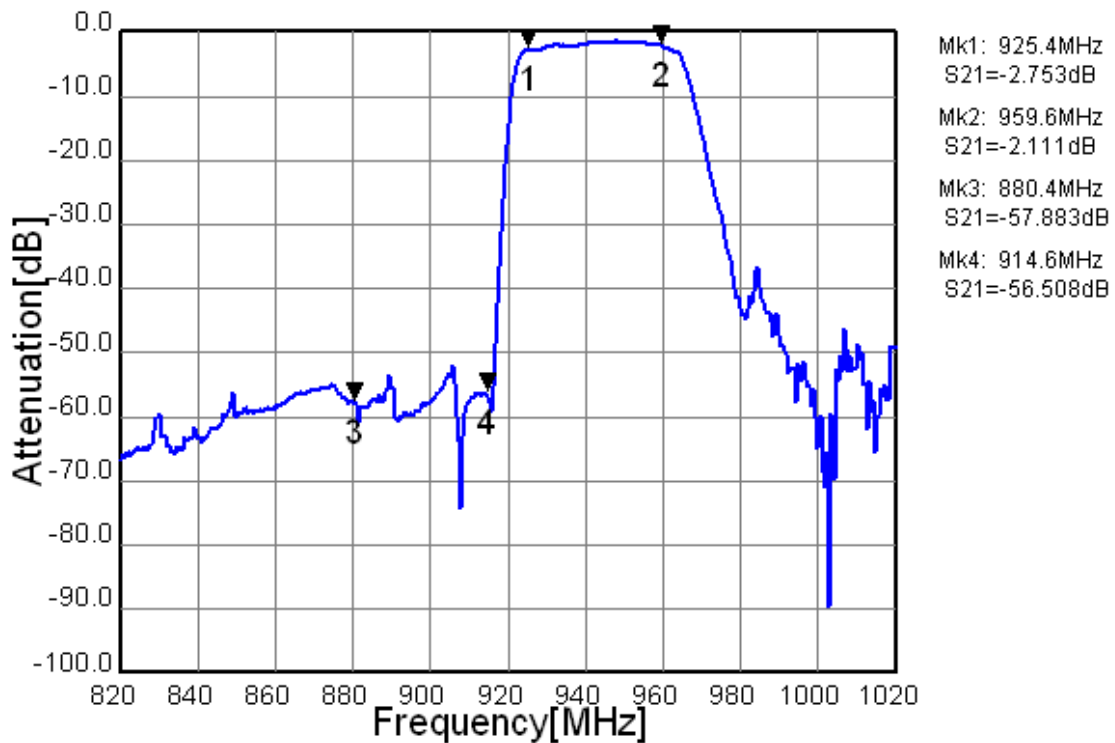


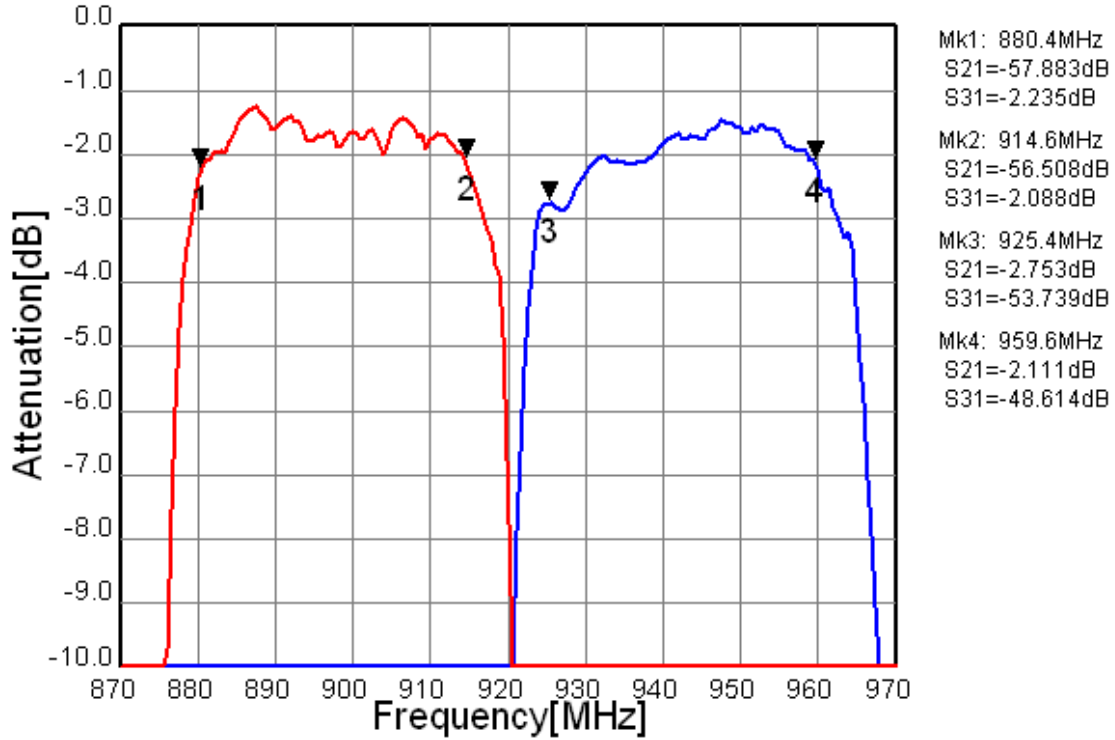
Figure 3-1. Electrical Characteristics



* Pb Free Part

Customer Name	Standard	FUJITSU MEDIA DEVICES LIMITED	
System	900MHz WCDMA Duplexer (Rx Single-ended)	DATE	Jul. 8, 2008
FMD P/N	FAR-D5GK-942M50-D1KF	Version 1.0bd	

Tx to Ant, Ant to Rx



Tx to Rx Isolation

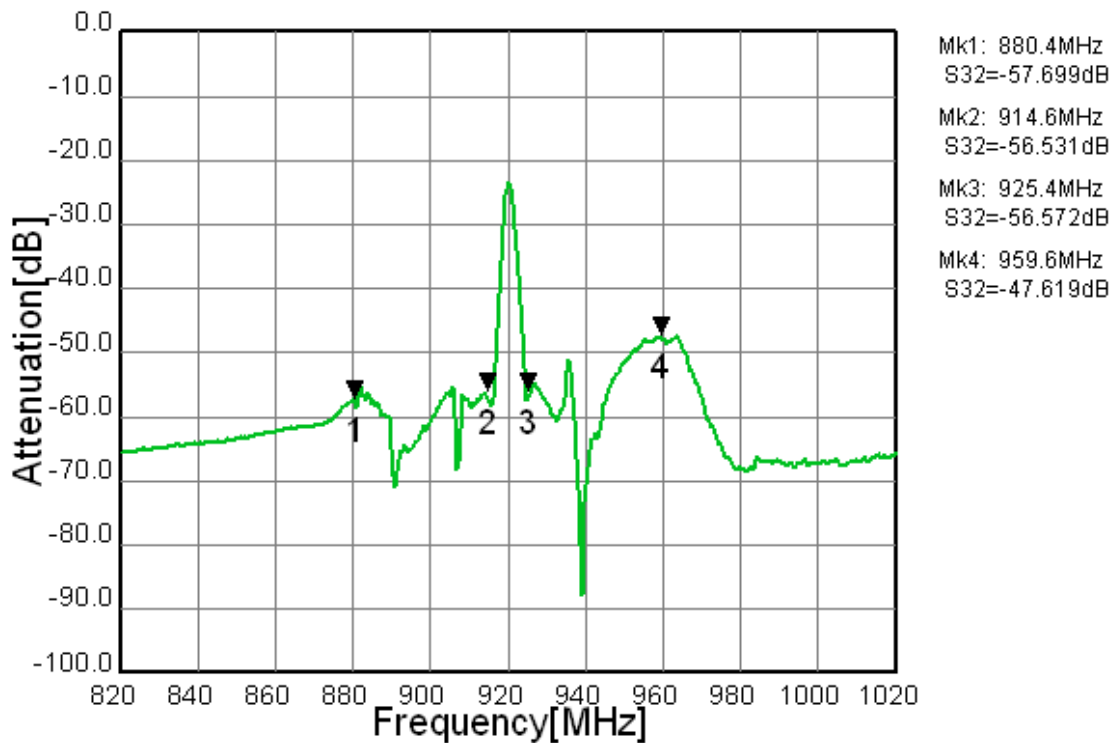


Figure 3-2. Electrical Characteristics



* Pb Free Part

THE POSSIBILITIES ARE INFINITE



Customer Name	Standard	FUJITSU MEDIA DEVICES LIMITED	
System	900MHz WCDMA Duplexer (Rx Single-ended)	DATE	Jul. 8, 2008
FMD P/N	FAR-D5GK-942M50-D1KF	Version 1.0bd	

Tx Port

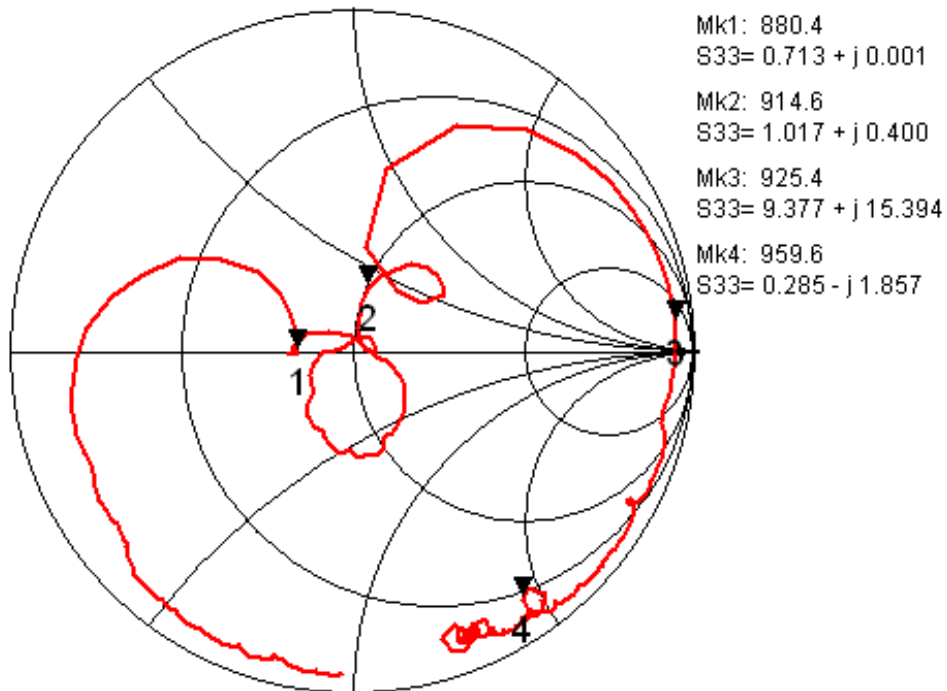
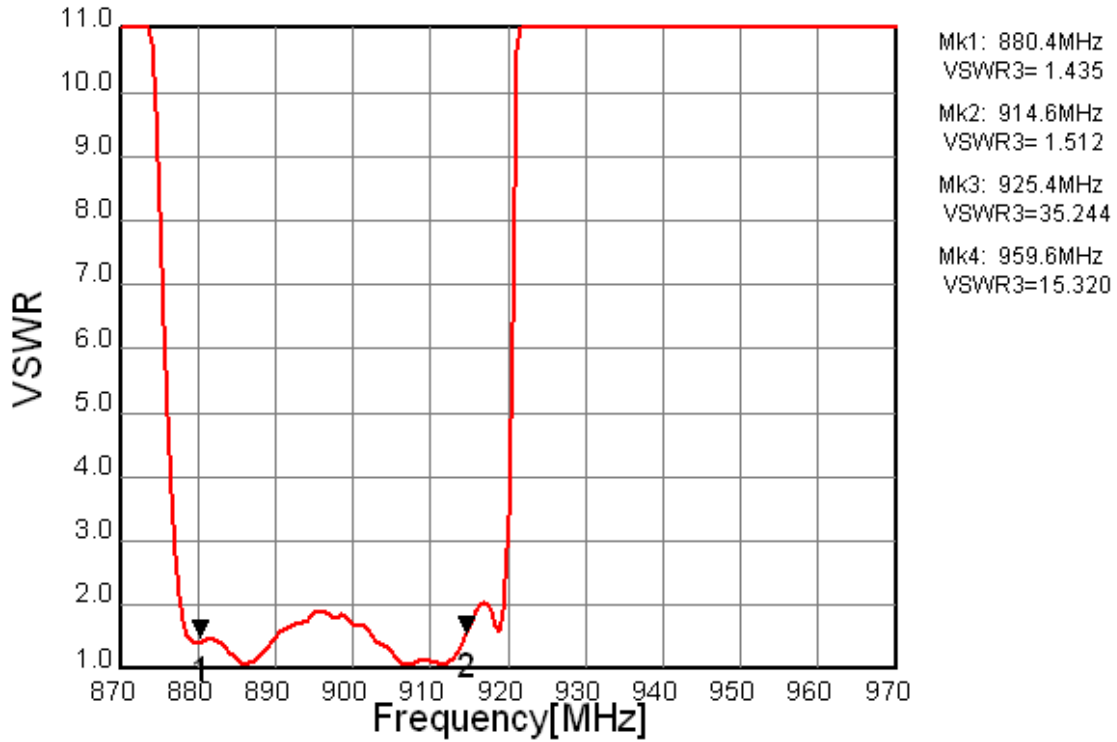


Figure 3-3. Electrical Characteristics



* Pb Free Part

Customer Name	Standard	FUJITSU MEDIA DEVICES LIMITED	
System	900MHz WCDMA Duplexer (Rx Single-ended)	DATE	Jul. 8, 2008
FMD P/N	FAR-D5GK-942M50-D1KF	Version 1.0bd	

Rx Port

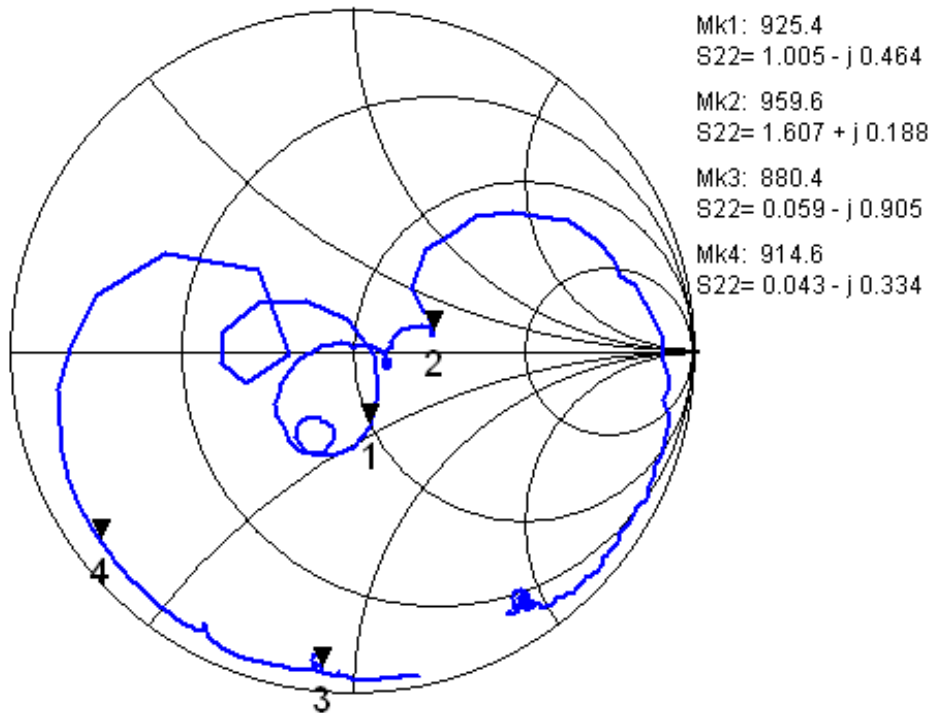
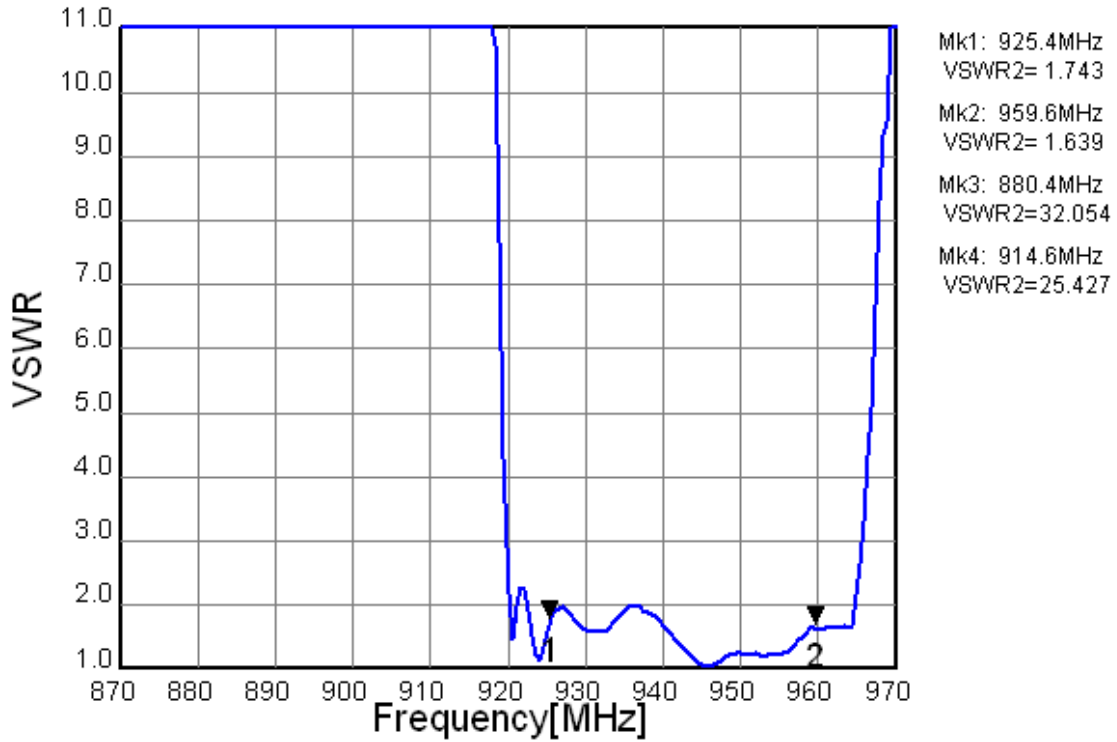


Figure 3-4. Electrical Characteristics



* Pb Free Part

THE POSSIBILITIES ARE INFINITE



Customer Name	Standard	FUJITSU MEDIA DEVICES LIMITED	
System	900MHz WCDMA Duplexer (Rx Single-ended)	DATE	Jul. 8, 2008
FMD P/N	FAR-D5GK-942M50-D1KF	Version 1.0bd	

Ant Port

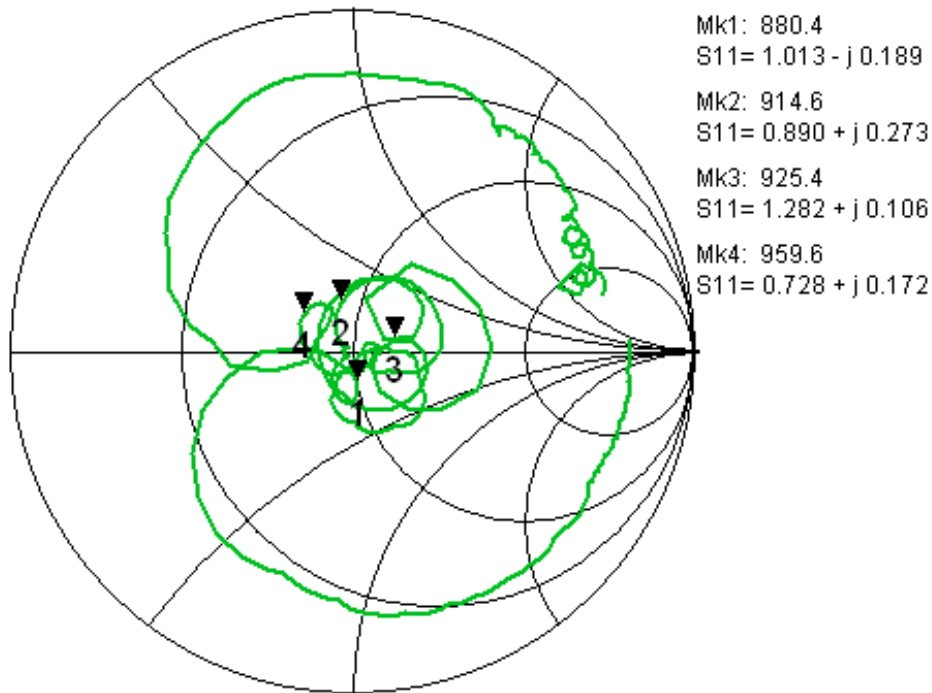
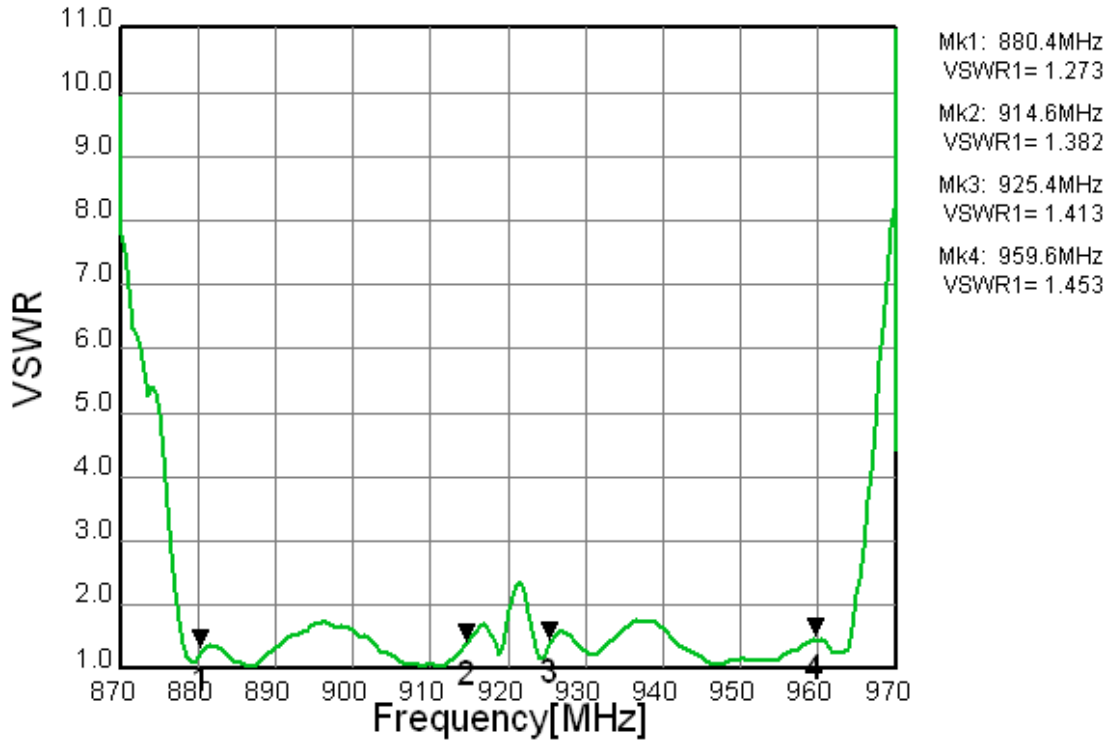


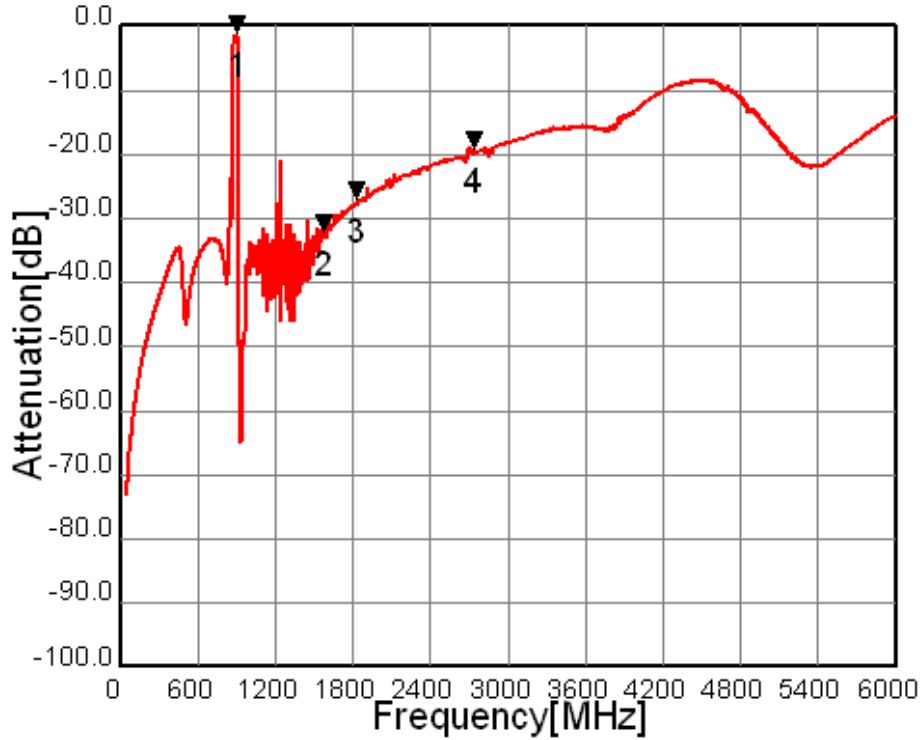
Figure 3-5. Electrical Characteristics



* Pb Free Part

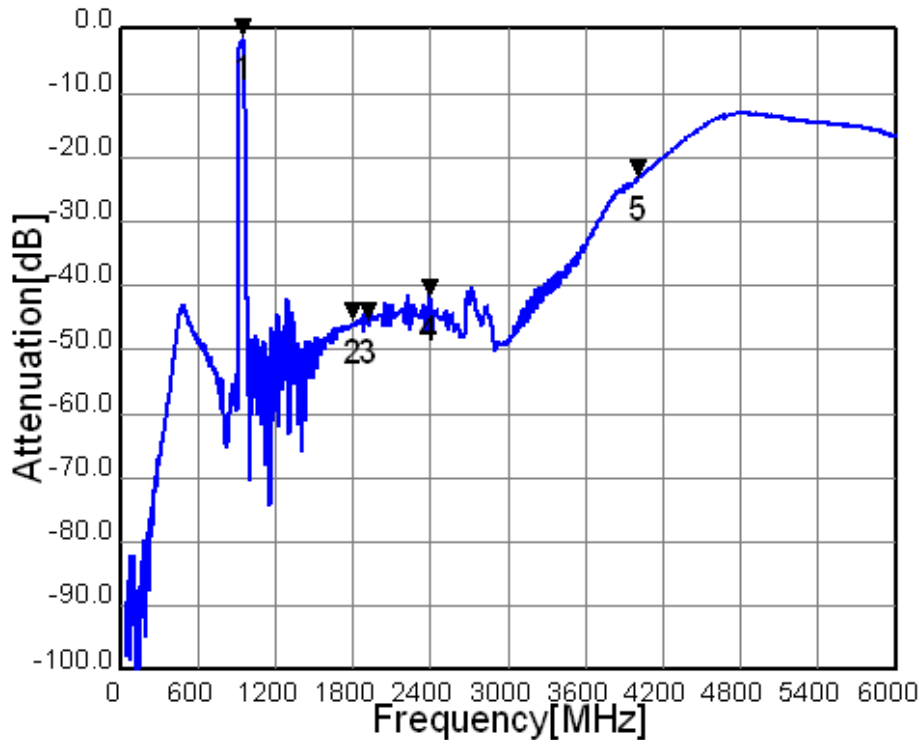
Customer Name	Standard	FUJITSU MEDIA DEVICES LIMITED	
System	900MHz WCDMA Duplexer (Rx Single-ended)	DATE	Jul. 8, 2008
FMD P/N	FAR-D5GK-942M50-D1KF	Version 1.0bd	

Tx to Ant (Wide span)



- Mk1: 897.5MHz
S31=-1.792dB
- Mk2: 1575.0MHz
S31=-32.778dB
- Mk3: 1830.0MHz
S31=-27.675dB
- Mk4: 2745.0MHz
S31=-19.777dB

Ant to Rx (Wide span)



- Mk1: 942.5MHz
S21=-1.775dB
- Mk2: 1805.0MHz
S21=-46.049dB
- Mk3: 1920.0MHz
S21=-45.858dB
- Mk4: 2400.0MHz
S21=-42.374dB
- Mk5: 4000.0MHz
S21=-23.593dB

Figure 3-6. Electrical Characteristics