

SERIES: ACZ09

DESCRIPTION: MECHANICAL INCREMENTAL ENCODER

ELECTRICAL SPECIFICATIONS

parameter	conditions/description
output waveform	square wave
output signals	A, B phase
current consumption	10 mA
output phase difference	T1, T2, T3, T4 ≥ 3.5 ms @ 60 rpm
supply voltage	5 V dc max.
output resolution	10, 15, 20 ppr
switch rating	12 V dc, 50 mA (ACZ09BRXE models only)
insulation resistance	100 MΩ, 300 V dc, 1 min.
withstand voltage	300 V ac, 1 minute; no arc, damage or dielectric breakdown

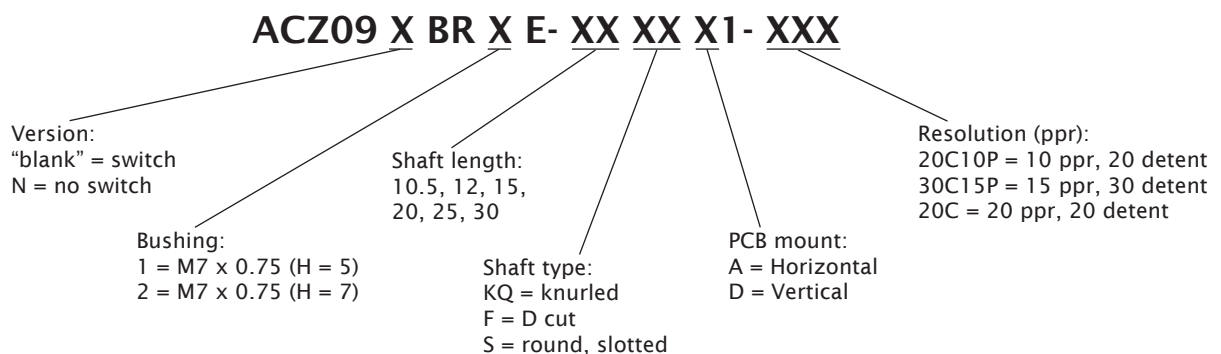
MECHANICAL SPECIFICATIONS

parameter	conditions/description	min	nom	max	units
shaft load	axial			8	kgf
rotational torque	with detent click	60	140	220	gf·cm
	without detent click	60	80	100	gf·cm
push switch operational force	(ACZ09BRXE models only)	300		1,500	gf·cm
push switch life	(ACZ09BRXE models only)			50,000	cycles
rotational life				30,000	cycles

ENVIRONMENTAL SPECIFICATIONS

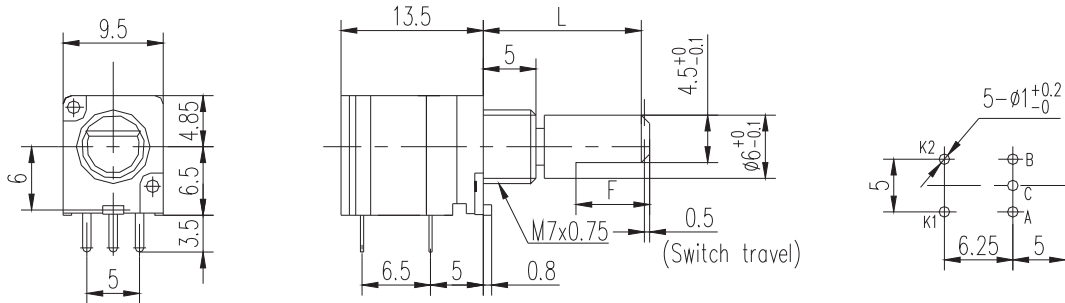
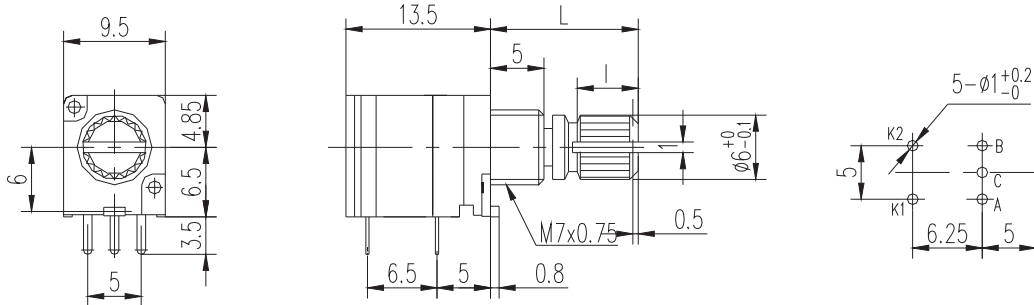
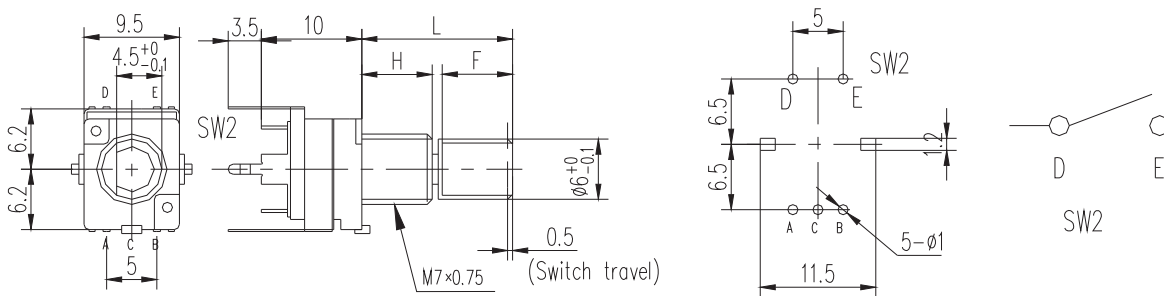
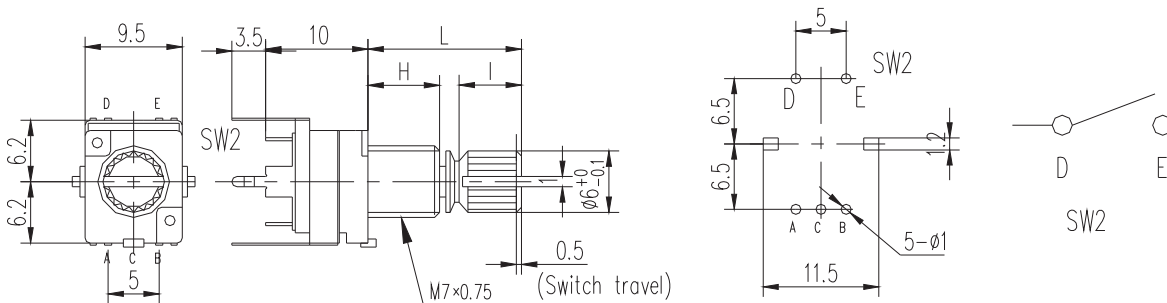
parameter	conditions/description	min	nom	max	units
operating temperature		-10		75	°C
storage temperature		-20		75	°C
humidity		0		95	% RH
vibration	0.75 mm max. travel for 2 hours	10		55	Hz

PART NUMBER KEY



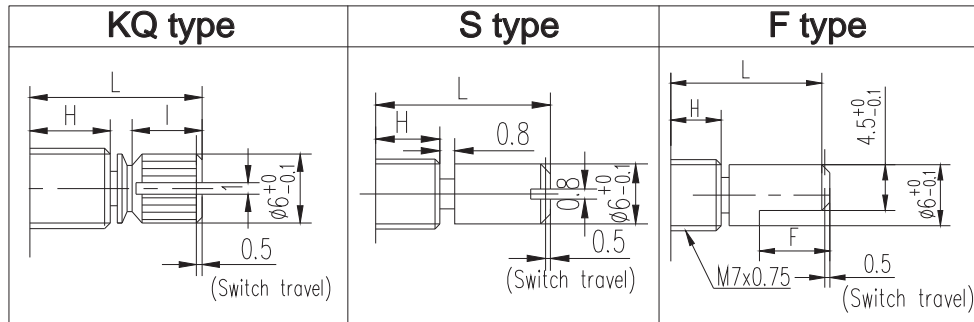
SERIES: ACZ09

DESCRIPTION: MECHANICAL INCREMENTAL ENCODER

MECHANICAL DRAWING (horizontal)
ACZ09NBRXE

ACZ09BRXE

MECHANICAL DRAWING (vertical)
ACZ09NBRXE

ACZ09BRXE


SERIES: ACZ09

DESCRIPTION: MECHANICAL INCREMENTAL ENCODER

SHAFT OPTIONS


H=5

	15KQ	20KQ	25KQ
L	15	20	25
I	7	10	12

H=7

	15KQ	20KQ	25KQ
L	15	20	25
I	5	8.5	10

H=5

	15S	20S	25S
L	15	20	25

H=7

	15S	20S	25S
L	15	20	25

H=5

	15F	20F	25F
L	15	20	25
F	8	12	12

H=7

	15F	20F	25F
L	15	20	25
F	8	12	12