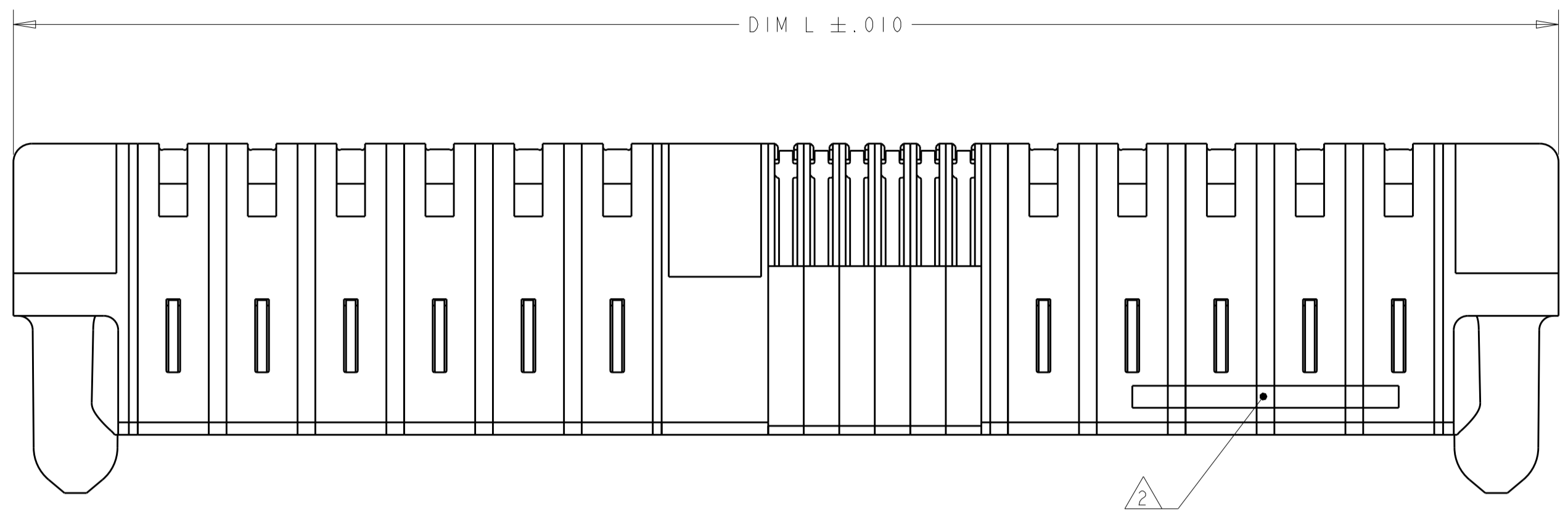
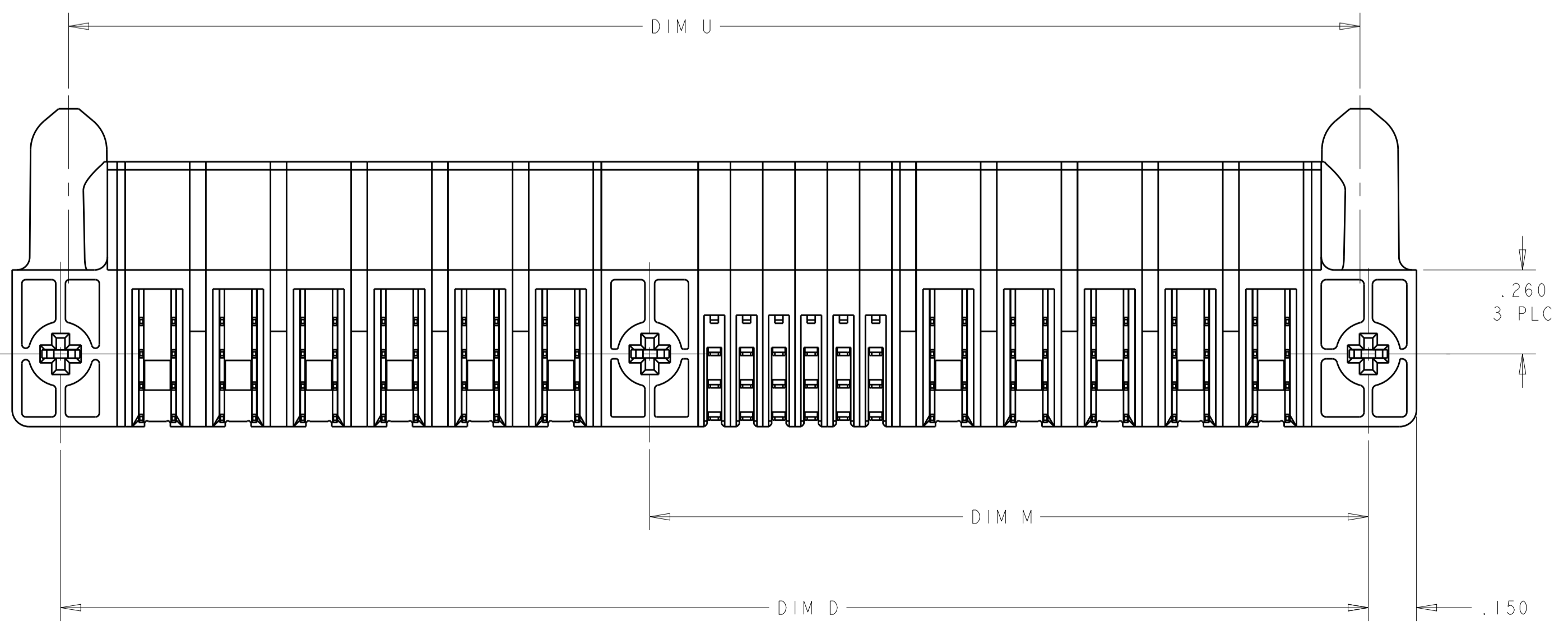
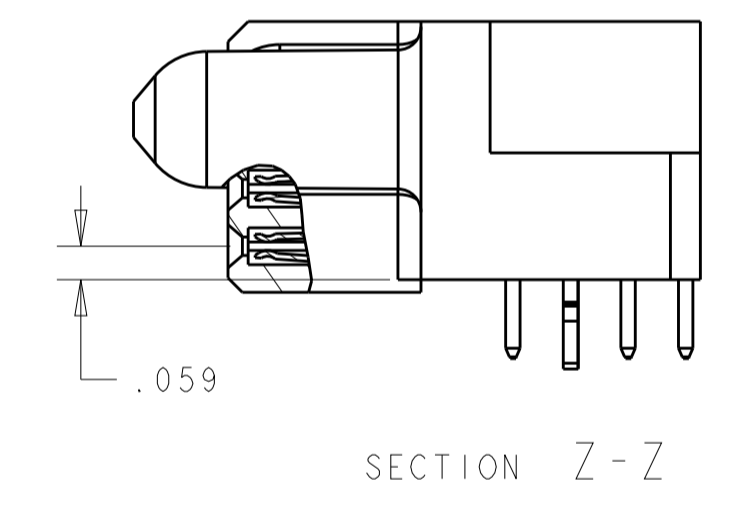
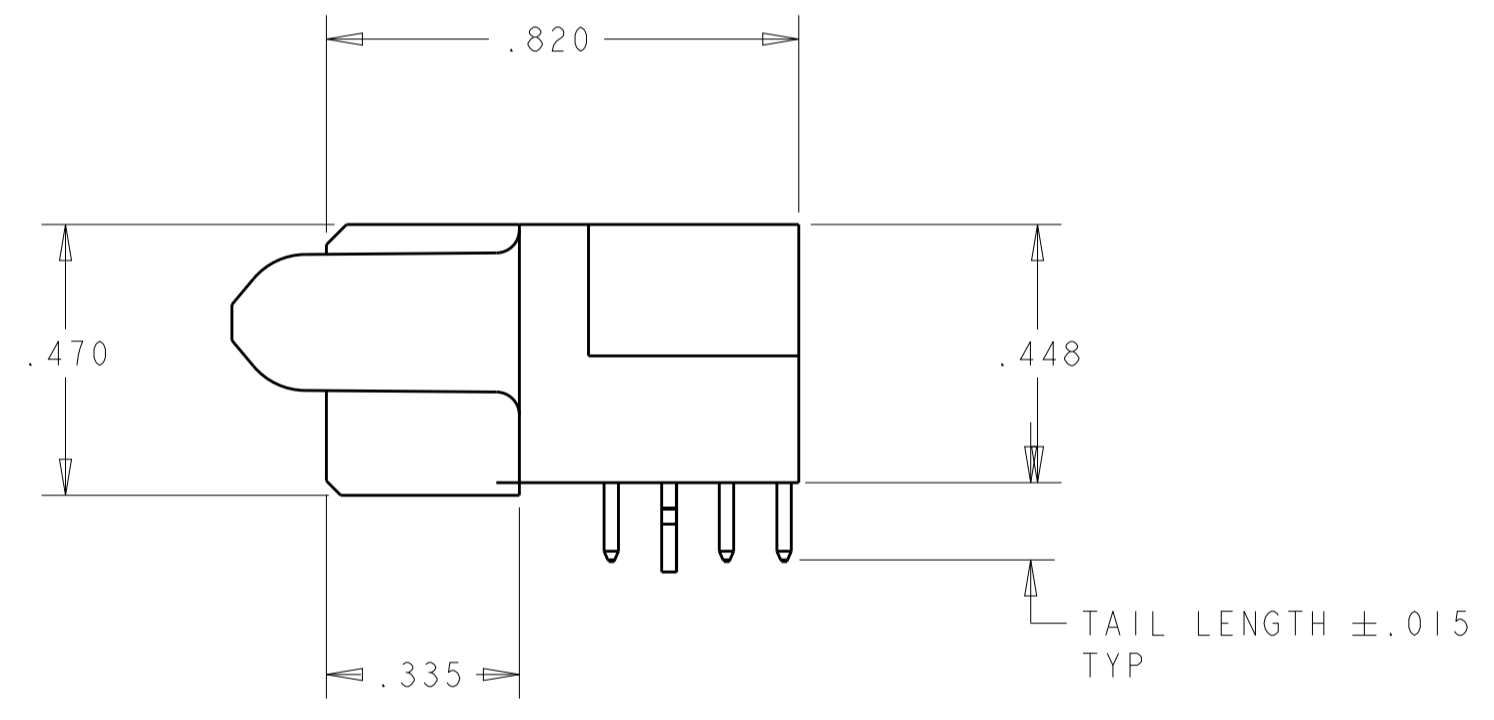
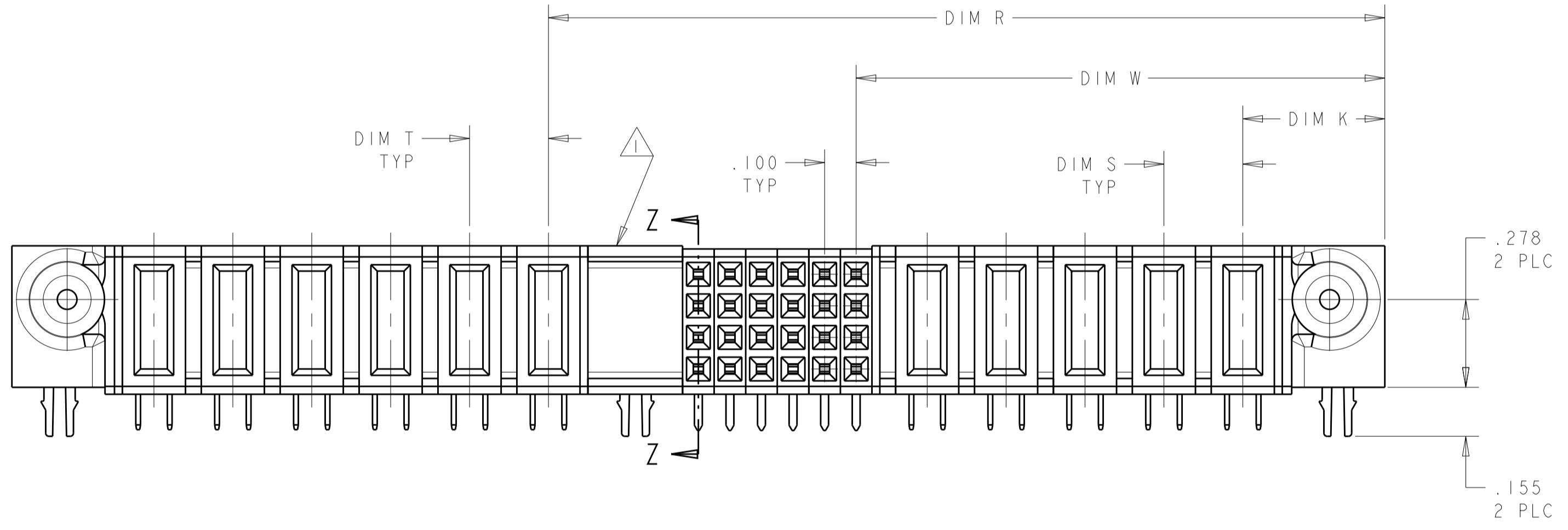


LOC	DIST	REVISIONS					
		P	LTN	DESCRIPTION	DATE	DWN	APVD
GP	00	G		REV PER ECO-15-000526	19JAN2015	LAW	CZ



- 1 OPTIONAL CENTER MODULE, WITH Ø.150 THRU HOLE OR HOLD DOWN FEATURE.
- 2 "AMP", PART NUMBER, AND DATE CODE TO BE MARKED IN AREA SHOWN.
- 3 MATERIAL: HOUSING - GLASS FILLED HIGH TEMP THERMO PLASTIC, BLACK, UL94 V-0
 SIGNAL CONTACT - HIGH CONDUCTIVITY COPPER ALLOY
 POWER CONTACT - HIGH CONDUCTIVITY COPPER ALLOY
- 4 CONTACT PLATING: NOBLE PLATING ON CONTACT FUNCTIONAL AREA OF POWER AND SIGNAL CONTACTS
- 5 MECHANICAL CONNECTOR KEEP OUT ZONE.
- 6 DATUM AND BASIC DIMENSIONS ESTABLISHED BY CUSTOMER.
- 7 PCB- ALL HOLE DIAMETERS ARE FINISHED DIMENSIONS.
- 8 PCB- Ø.0453 +/- .0010 DRILLED HOLES PLATED WITH .0003 MIN Sn OVER .001-.003 CU PLATING TO ACHIEVE A Ø.040±.003 HOLE.




THIS DRAWING IS A CONTROLLED DOCUMENT.		OWN R. GRZYBOWSKI	ZIFEB05	STE TE Connectivity
DIMENSIONS: INCHES		CHK M. PERCHERKE	ZIFEB05	
TOLERANCES UNLESS OTHERWISE SPECIFIED:		APVD M. PERCHERKE	ZIFEB05	NAME RIGHT ANGLE RECEPTACLE ASSEMBLY WITH GUIDES MULTI-BEAM XL
0 PLC ±		PRODUCT SPEC	108-1973	
1 PLC ±.01		APPLICATION SPEC	114-13038	SIZE CAGE CODE DRAWING NO
2 PLC ±.005		WEIGHT	-	A100779C=6450160
3 PLC ±.002		RESTRICTED TO	-	Customer Drawing
4 PLC ±.002		SCALE	3:1	SHEET 1 OF 16
ANGLES ±.2°		REV	G1	

THIS DRAWING IS UNPUBLISHED. RELEASED FOR PUBLICATION 20
 © COPYRIGHT 20 BY - ALL RIGHTS RESERVED.

LOC	DIST	REVISIONS					
		P	LTN	DESCRIPTION	DATE	DWN	APVD
GP	00	-	-	SEE SHEET 1	-	-	-

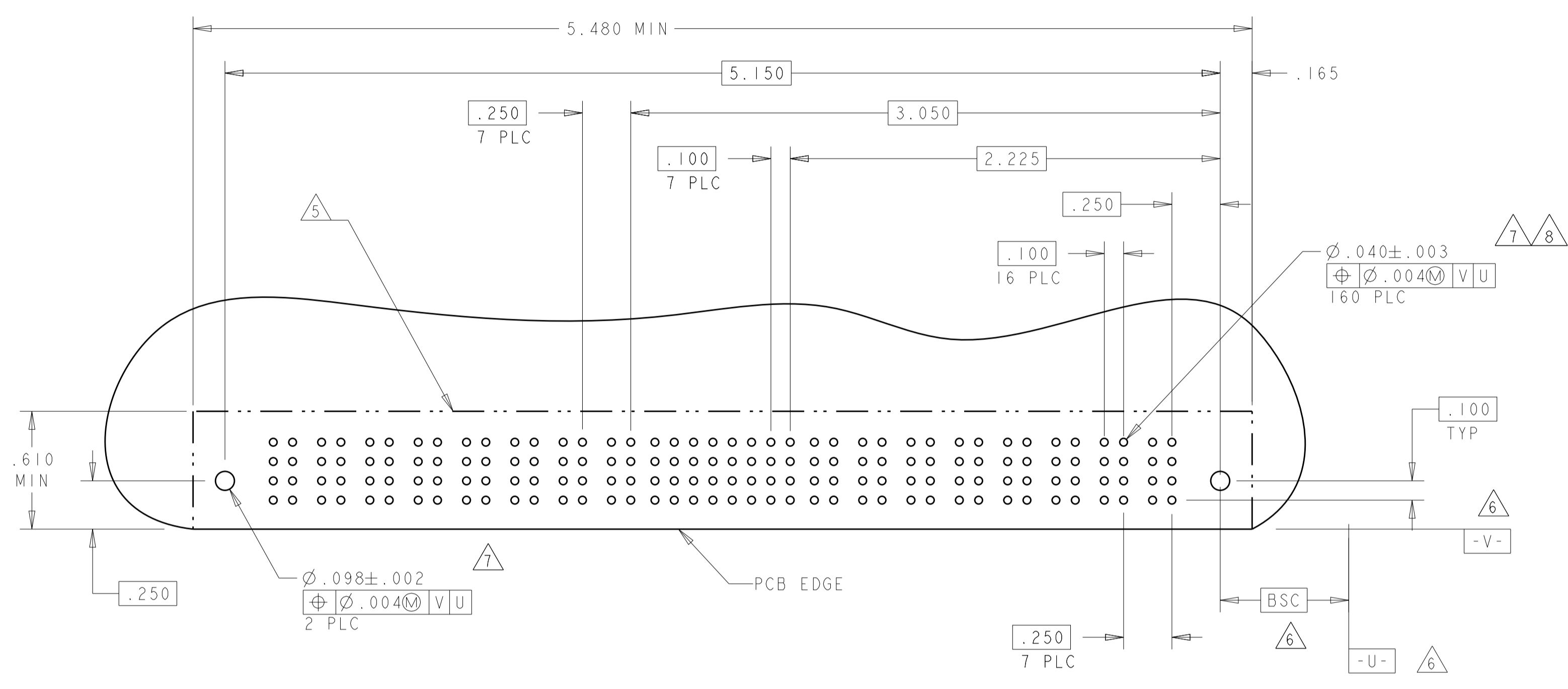
.700	-	-	-	.375	.750	-	1.050	-	16S	4-6450160-9
2.700	-	.200	2.600	1.425	2.750	-	3.050	.450	5P + 44S + 1P	4-6450160-8
4.000	-	-	-	.375	4.050	-	4.350	-	148S	4-6450160-6
2.000	.250	.250	1.650	.925	2.050	-	2.350	.450	2P + 24S + 2P	4-6450160-5
2.800	-	-	-	0.375	2.850	-	3.150	-	100S	4-6450160-4
1.100	-	-	1.000	.625	1.150	-	1.450	.450	1P + 12S + 1P	4-6450160-1
2.400	.250	.250	1.550	.875	2.450	-	2.750	.450	2P + 24S + 4P	4-6450160-0
4.700	.250	.250	2.850	2.375	4.750	-	5.050	.450	8P + 16S + 8P	3-6450160-9
5.400	.300	.300	2.875	2.175	5.450	-	5.750	.475	6P + 24S + 9P	3-6450160-8
2.900	.250	.250	2.050	1.375	2.950	-	3.250	.450	4P + 24S + 4P	3-6450160-7
3.900	.250	.250	2.550	1.875	3.950	-	4.250	.450	6P + 24S + 6P	3-6450160-6
3.800	.250	.250	3.450	.875	3.850	-	4.150	.450	2P + 100S + 2P	3-6450160-4
3.700	.300	.200	2.700	2.025	3.750	-	4.050	.450	8P+24S+4ACP	3-6450160-3
2.800	.300	.250	2.075	1.375	2.850	-	3.150	.450	4P + 24S + 3ACP	3-6450160-2
1.700	.250	.250	1.350	.875	1.750	-	2.050	.450	2P + 16S + 2P	3-6450160-1
4.375	.300	.250	3.375	2.375	4.450	2.950	4.725	.450	8P+24S+1M+4ACP	3-6450160-0
4.100	.250	.300	2.250	1.575	4.150	-	4.450	.475	4ACP + 24S + 8P	2-6450160-9
2.000	.250	.300	1.650	1.325	2.050	-	2.350	.475	3ACP + 8S + 2P	2-6450160-7
2.600	.200	.200	1.900	1.225	2.650	-	2.950	.450	4HDP + 24S + 4HDP	2-6450160-6
2.000	.250	.250	1.650	.925	2.050	-	2.350	.450	2P + 24S + 2P	2-6450160-5
4.000	.250	.250	2.650	1.675	4.050	2.225	4.350	.450	5P + 24S + 1M + 6P	2-6450160-0
3.300	.250	.250	2.450	1.875	3.350	-	3.650	.450	6P + 20S + 4P	1-6450160-9
4.675	.300	.250	3.950	3.375	4.725	-	5.025	.450	12P + 20S + 3ACP	1-6450160-8
3.250	.250	.250	2.900	1.125	3.300	-	3.600	.450	3P + 68S + 2P	1-6450160-3
.900	-	-	-	.375	.950	-	1.250	-	0P + 24S + 0P	1-6450160-2
1.900	-	-	.975	.625	1.950	-	2.250	.450	1P + 12S + 5P	1-6450160-1
1.900	.250	.250	1.550	.875	1.950	-	2.250	.450	2P + 24S + 2P	1-6450160-0
3.300	.250	.250	2.450	1.875	3.350	-	3.650	.450	6P + 20S + 4P	6450160-9
2.400	.250	.250	1.800	1.125	2.450	-	2.750	.450	3P + 24S + 3P	6450160-8
3.050	.250	.300	1.950	1.275	3.100	-	3.400	.475	3ACP + 24S + 5P	6450160-7
7.400	.250	.250	5.050	2.875	7.450	-	7.750	.450	10P + 84S + 10P	6450160-6
4.000	.250	.250	2.650	1.675	4.050	2.225	4.350	.450	5P + 24S + 1M + 6P	6450160-5
4.000	.250	.250	2.650	1.675	4.050	2.225	4.350	.450	5P + 24S + 1M + 6P	6450160-4
1.575	-	-	1.425	.700	1.625	-	1.925	.475	1P + 24S + 1P	6450160-3
1.575	-	-	1.425	.700	1.625	-	1.925	.475	1P + 24S + 1P	6450160-2
5.100	.250	.250	3.250	2.375	5.150	-	5.450	.450	8P + 32S + 8P	6450160-1
U	T	S	R	W	D	M	L	K	DESCRIPTION	PART NUMBER

(E6) PART IS IN SHEET 15

THIS DRAWING IS A CONTROLLED DOCUMENT.		DWN R. GRZYBOWSKI ZIFEB05	 TE Connectivity RIGHT ANGLE RECEPTACLE ASSEMBLY WITH GUIDES MULTI-BEAM XL
DIMENSIONS: INCHES		CHK M. PERCHERKE ZIFEB05	
TOLERANCES UNLESS OTHERWISE SPECIFIED:		APVD M. PERCHERKE ZIFEB05	NAME
0 PLC ±.01	1 PLC ±.01	PRODUCT SPEC	108-1973
2 PLC ±.005	3 PLC ±.005	APPLICATION SPEC	114-13038
4 PLC ±.002	ANGLES ±.02°	WEIGHT	Customer Drawing
MATERIAL	FINISH	SIZE	A100779C=6450160
		RESTRICTED TO	SCALE 3:1 SHEET 2 OF 16 REV G

LOC		DIST		REVISONS			
GP	00	P	LTN	DESCRIPTION	DATE	DWN	APVD
		-		SEE SHEET 1			

PART NUMBER	ROWS	POWER							SIGNAL							POWER													
		P16	P15	P14	P13	P12	P11	P10	P9	8	7	6	5	4	3	2	1	P8	P7	P6	P5	P4	P3	P2	P1				
6450160-1	D C B A	RA	RA	RA	RA	RA	RA	RA	H	H	H	H	H	H	H	H	RA	RA	RA	RA	RA	RA	RA	RA					
		9' + 36S + 8P																											

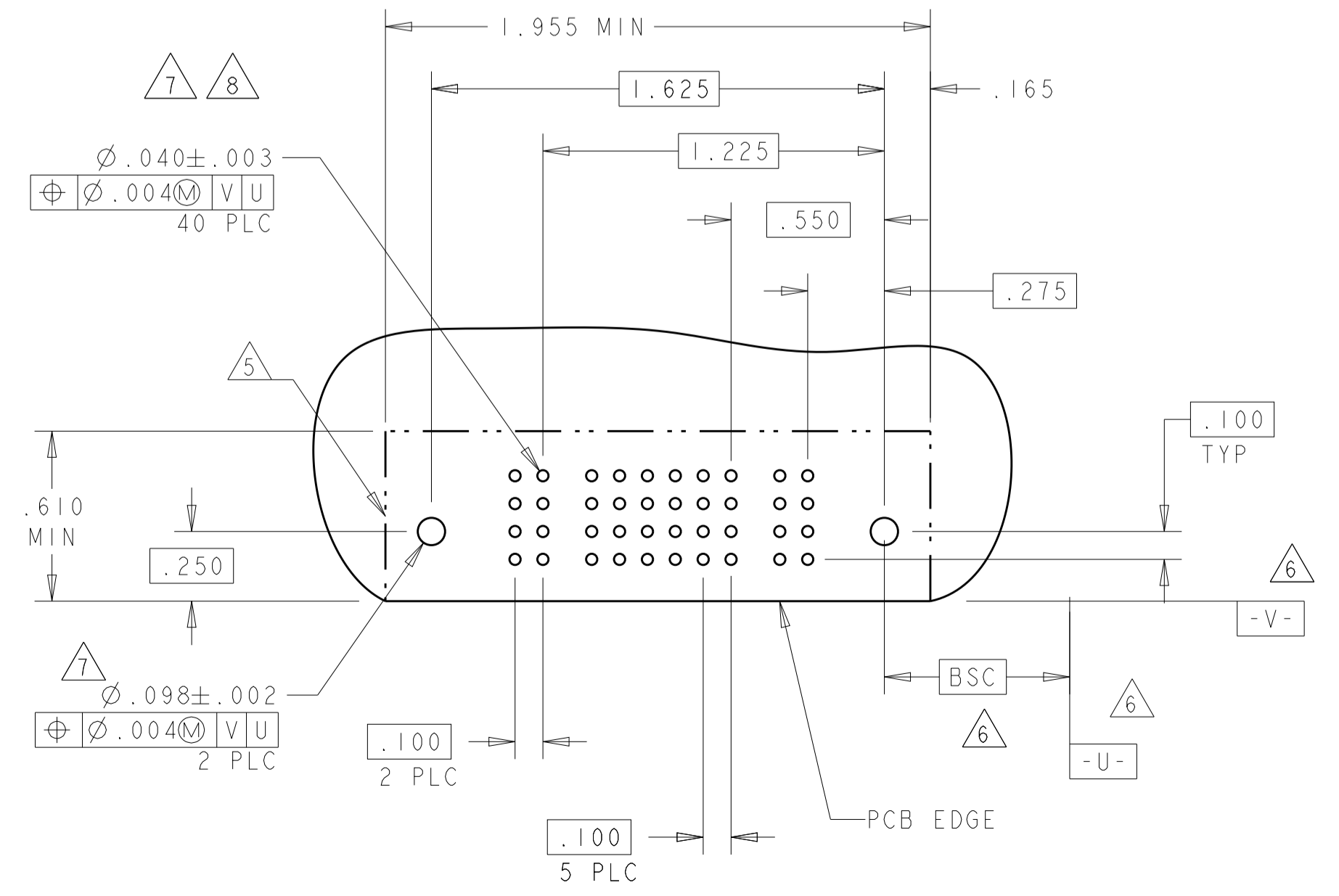
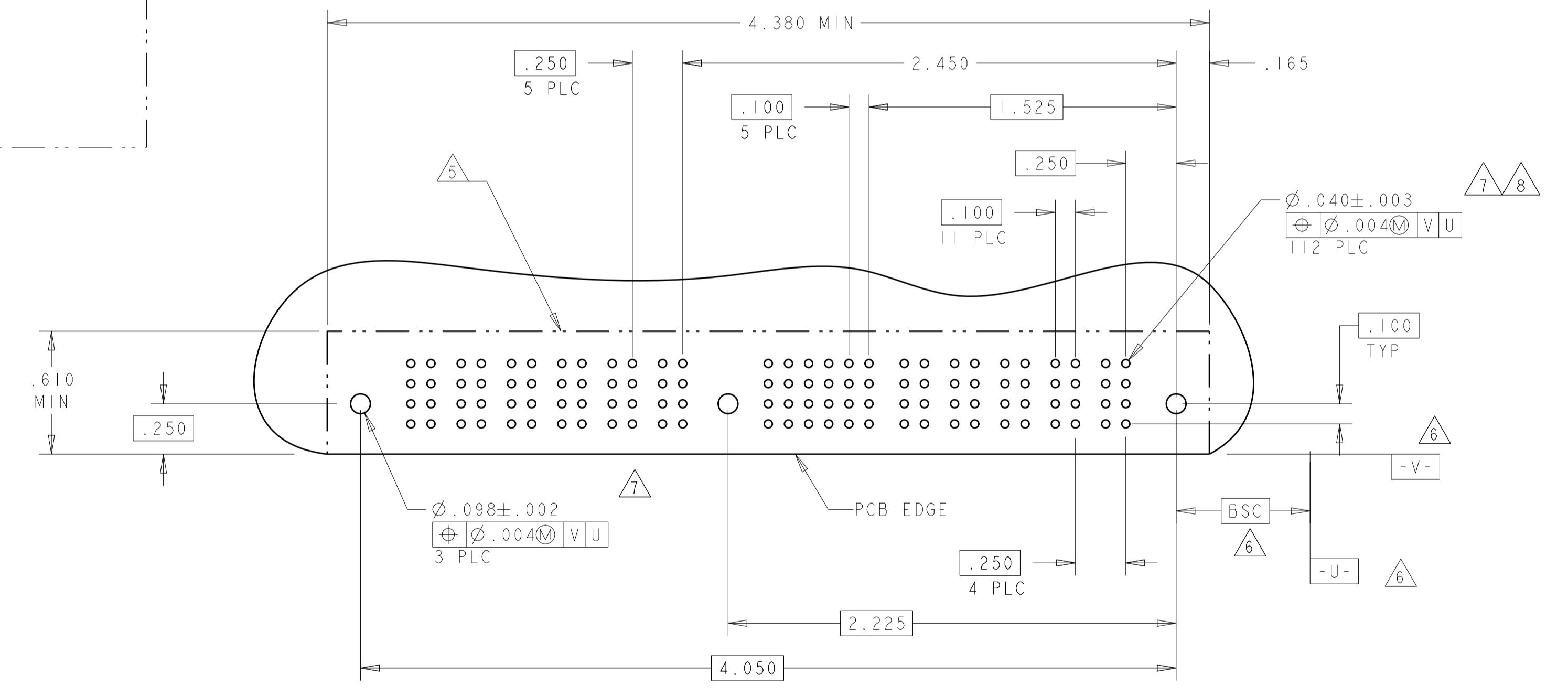


PART NUMBER	ROWS	POWER						SIGNAL						POWER										
		P11	P10	P9	P8	P7	P6	M1	6	5	4	3	2	1	P5	P4	P3	P2	P1					
6450160-4	D C B A	RB	RB	RB	RB	RB	RB	L	L	L	L	L	L	L	L	RB	RB	RB	RB	RB				
		5P + 24S + 1M + 6P																						

PART NUMBER	ROWS	POWER						SIGNAL						POWER										
		P11	P10	P9	P8	P7	P6	M1	6	5	4	3	2	1	P5	P4	P3	P2	P1					
6450160-5	D C B A	RA	RA	RA	RA	RA	RA	H	H	H	H	H	H	H	RA	RA	RA	RA	RA					
		5P + 24S + 1M + 6P																						

PART NUMBER	ROWS	POWER					SIGNAL					POWER												
		P2	6	5	4	3	2	1	P1	6	5	4	3	2	1									
6450160-2	D C B A	RB	K	K	K	K	K	K	J	J	J	J	J	J	RB	I	I	I	I	I				
		1P + 24S + 1P																						

PART NUMBER	ROWS	POWER					SIGNAL					POWER												
		P2	6	5	4	3	2	1	P1	6	5	4	3	2	1									
6450160-3	D C B A	RA	H	H	H	H	H	H	G	G	G	G	G	G	RA	F	F	F	F	F				
		1P + 24S + 1P																						



CODE	TAIL LENGTH	DESCRIPTION
RN	.090	STD
RM	.135	STD
RA	.135	MFBL
RB	.090	MFBL

POWER CONTACT

CODE	TAIL LENGTH	ROW
L	.090	D
K	.090	C
J	.090	B
I	.090	A
H	.135	D
G	.135	C
F	.135	B
E	.135	A

SIGNAL CONTACT

THIS DRAWING IS A CONTROLLED DOCUMENT.

DIMENSIONS: INCHES

TOLERANCES UNLESS OTHERWISE SPECIFIED:
 0 PLC ±.
 1 PLC ±.01
 2 PLC ±.01
 3 PLC ±.005
 4 PLC ±.002
 ANGLES ±.2°

MATERIAL FINISH

OWN: R. GRZYBOWSKI 21FEB05
 CHK: M. PERCHERKE 21FEB05
 APVD: M. PERCHERKE 21FEB05

PRODUCT SPEC: 108-1973
 APPLICATION SPEC: 114-13038
 WEIGHT: -

Customer Drawing

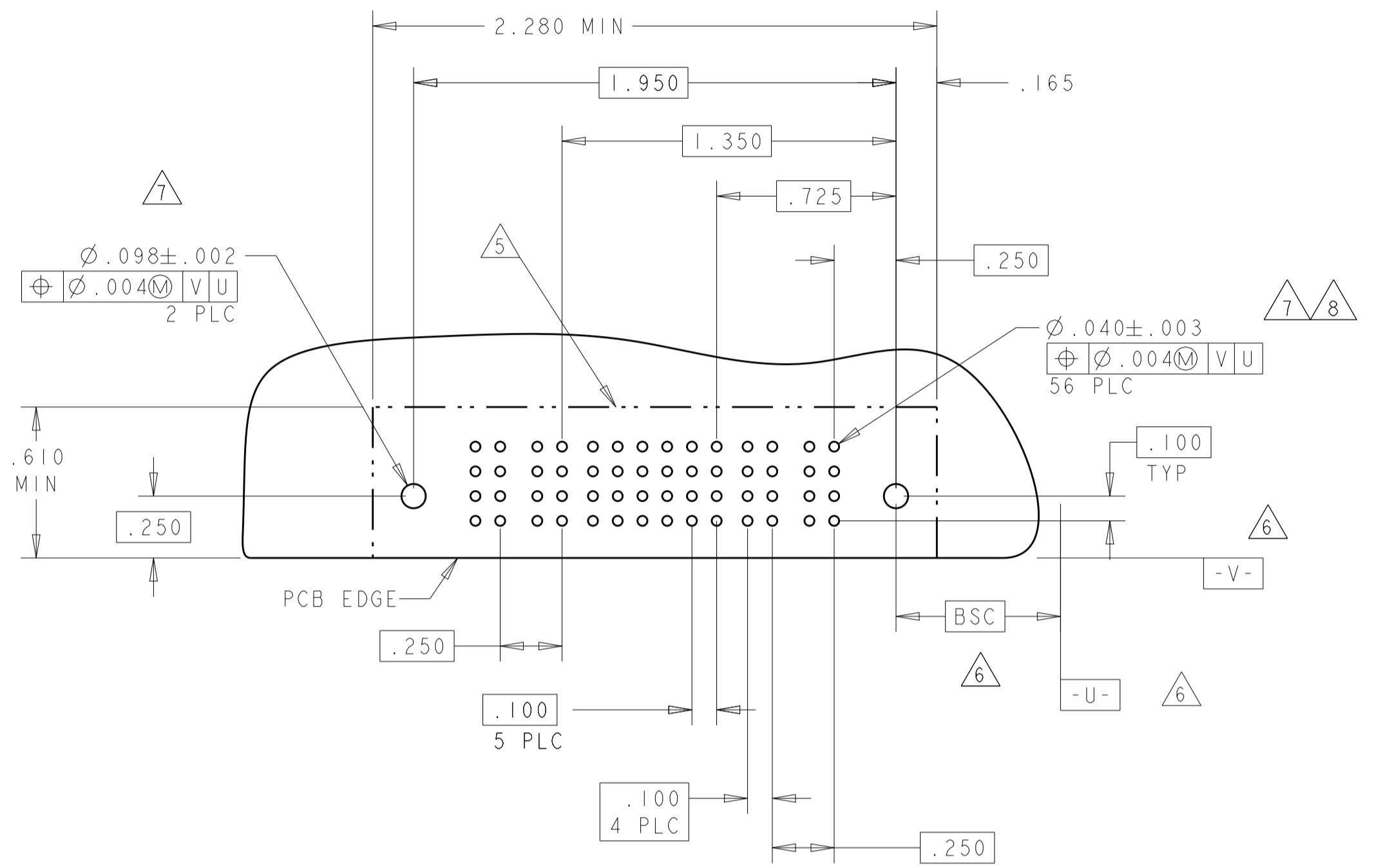
SCALE: 4:1 SHEET 3 OF 16 REV: G

STE TE Connectivity

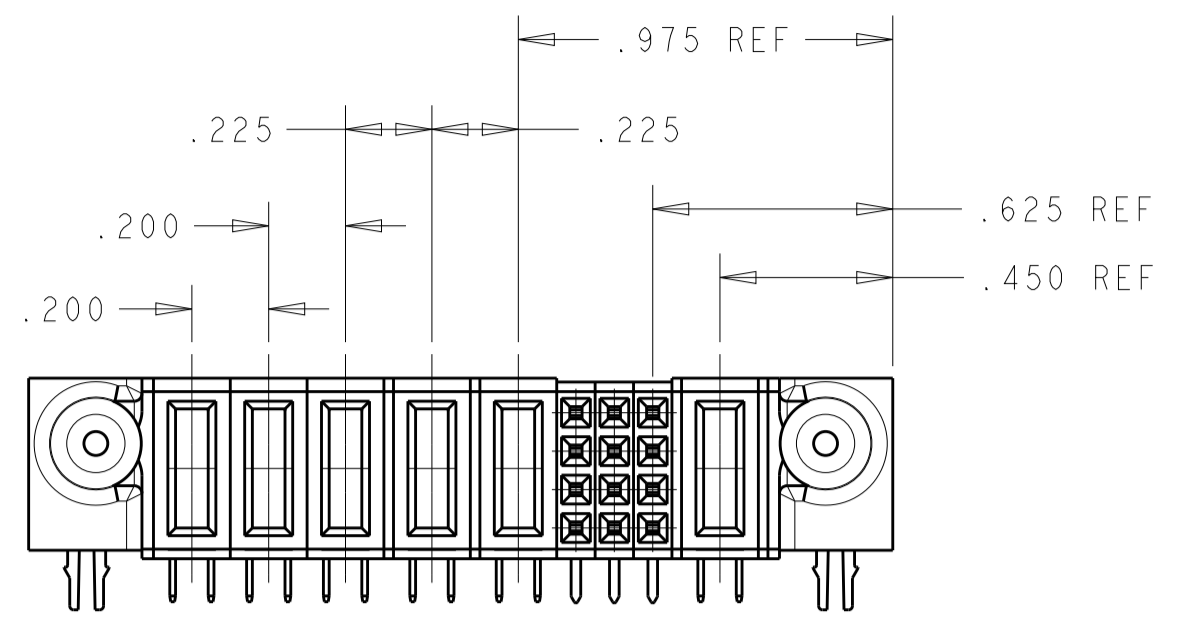
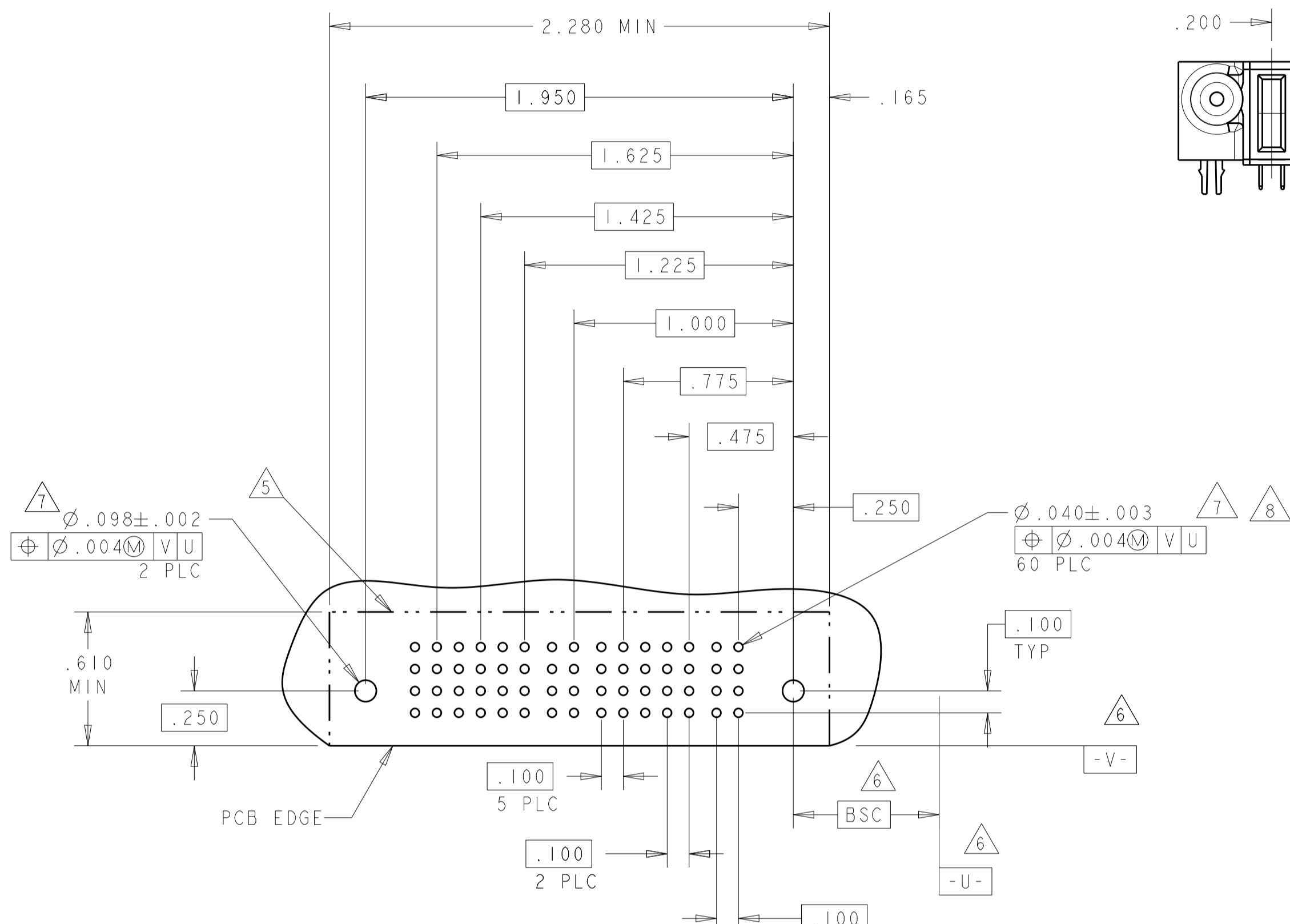
RIGHT ANGLE RECEPTACLE ASSEMBLY WITH GUIDES MULTI-BEAM XL

SIZE: A100779 C=6450160

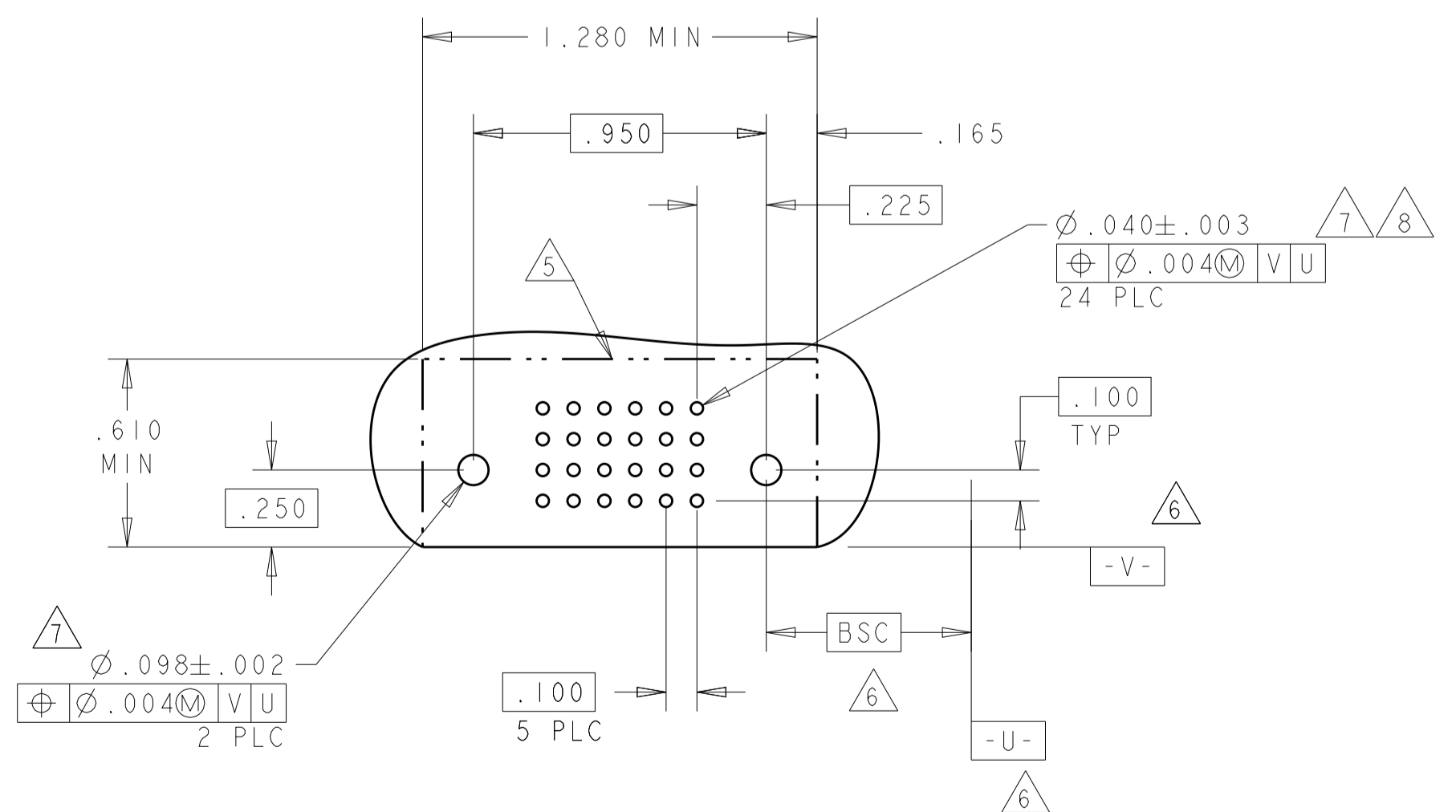
PART NUMBER	ROWS	POWER		SIGNAL				POWER		
		P4	P3	6	5	4	3	2	1	P2
I-6450160-0	D C B A	RA	RA	H	H	H	H	H	RA	RA
				G	G	G	G	G		
				F	F	F	F	F		
2P + 24S + 2P										



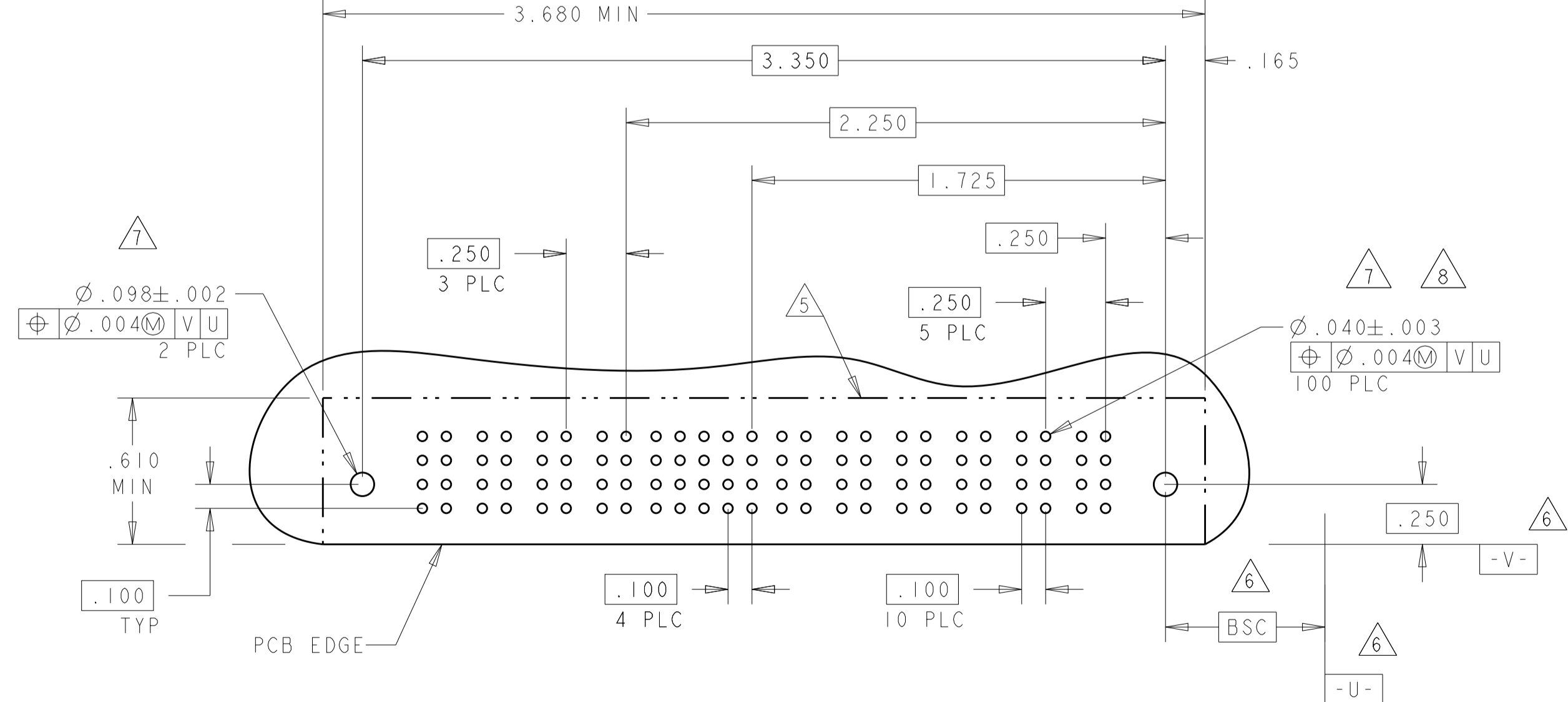
PART NUMBER	ROWS	POWER				SIGNAL POWER				
		P6	P5	P4	P3	2	3	2	1	P1
I-6450160-1	D C B A	RA	RA	RA	RA	H	H	H	H	RA
						G	G	G	G	
						F	F	F	F	
1P + 12S + 5P										



PART NUMBER	ROWS	SIGNAL					
		6	5	4	3	2	1
I-6450160-2	D C B A	L	L	L	L	L	L
		K	K	K	K	K	K
		J	J	J	J	J	J
0P + 24S + 0P							



PART NUMBER	ROWS	POWER			SIGNAL				POWER							
		P10	P9	P8	P7	5	4	3	2	1	P6	P5	P4	P3	P2	P1
I-6450160-9	D C B A	RA	RA	RA	RA	H	H	H	H	H	RA	RA	RA	RA	RA	RA
						G	G	G	G	G						
						F	F	F	F	F	F					
6P + 20S + 4P																



THIS DRAWING IS A CONTROLLED DOCUMENT. OWN: R. GRZYBOWSKI, 21FEB05
 CHK: M. PERCHERKE, 21FEB05
 APVD: M. PERCHERKE, 21FEB05

STE TE Connectivity

NAME: RIGHT ANGLE RECEPTACLE ASSEMBLY WITH GUIDES MULTI-BEAM XL

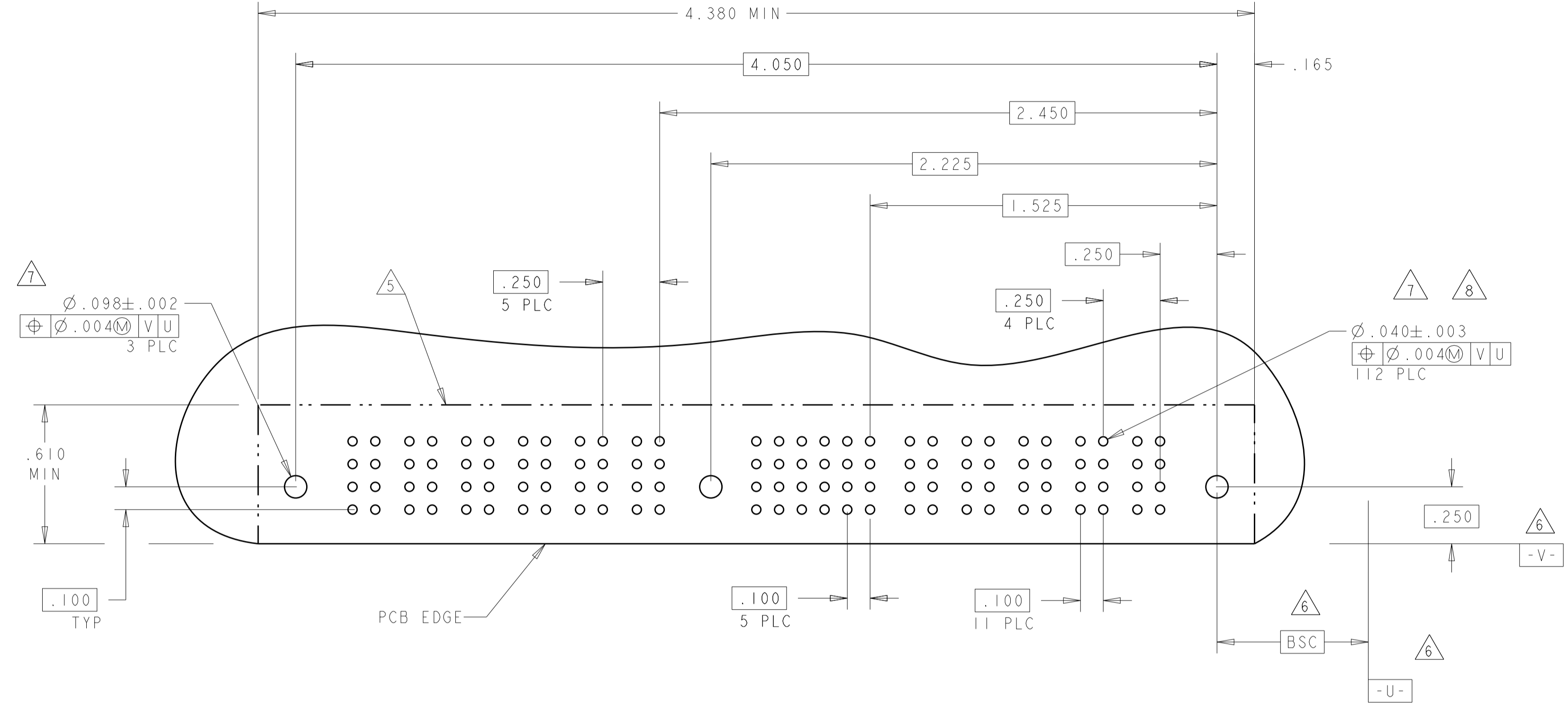
PRODUCT SPEC: 108-1973
 APPLICATION SPEC: 114-13038
 WEIGHT: -
 Customer Drawing

SCALE: 4:1 SHEET 5 OF 16 REV: G1

LOC		DIST		REVISONS			
P	LTN	DATE	DMN	APVD	DESCRIPTION		
GP	00				SEE SHEET 1		

PART NUMBER	ROWS	POWER					SIGNAL					POWER						
		P11	P10	P9	P8	P7	P6	M1	6	5	4	3	2	1	P5	P4	P3	P2
2-6450160-0	D C B A	RA	RA	RA	RA	RA	RA	H	H	H	H	H	H	RA	RA	RA	RA	RA
		RA	RA	RA	RA	RA	RA	G	G	G	G	G	G	RA	RA	RA	RA	RA
		RA	RA	RA	RA	RA	RA	F	F	F	F	F	F	RA	RA	RA	RA	RA
		RA	RA	RA	RA	RA	RA	E	E	E	E	E	E	RA	RA	RA	RA	RA

5P + 24S + 1M + 6P

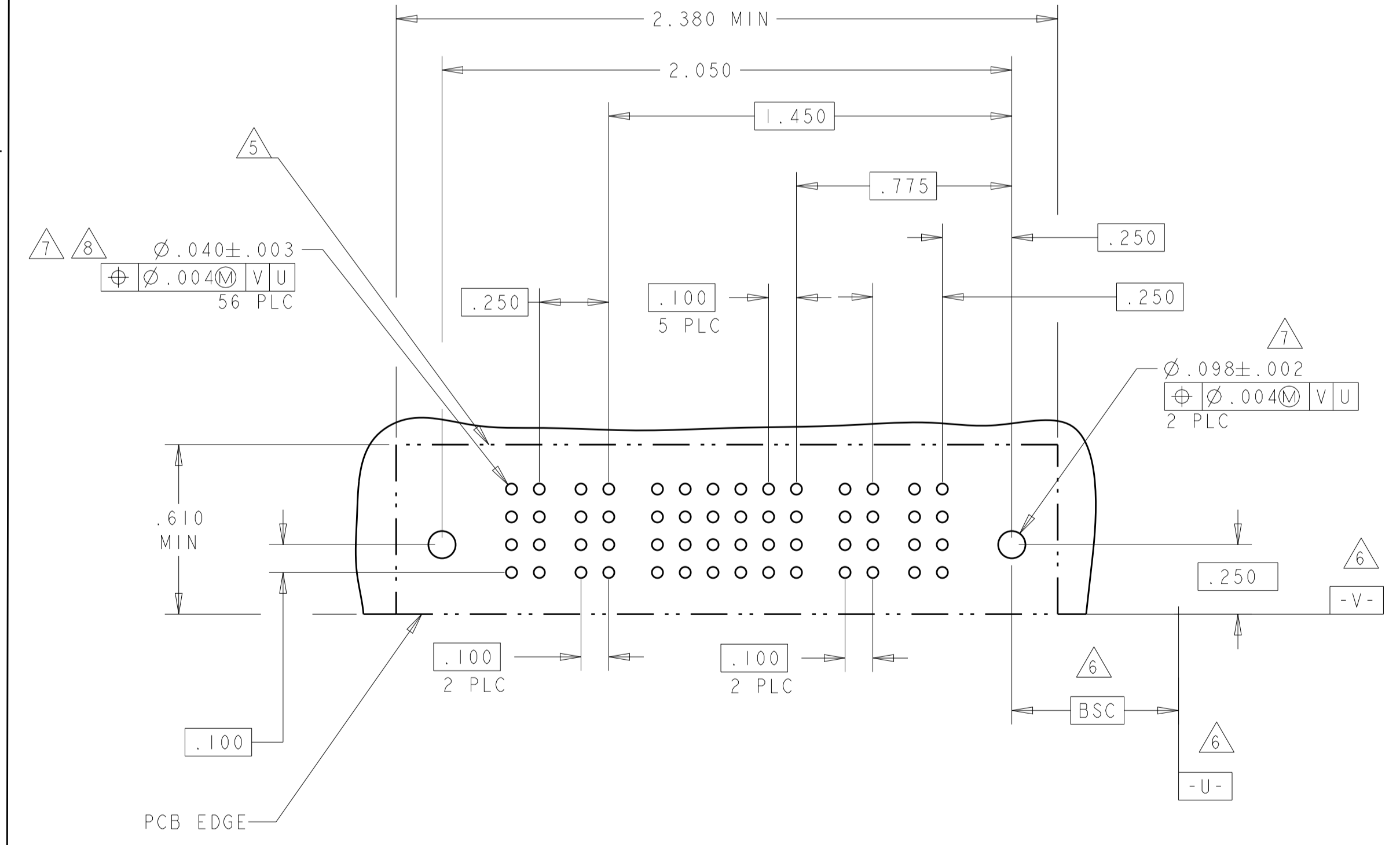


PART NUMBER	ROWS	POWER		SIGNAL					POWER		
		P4	P3	6	5	4	3	2	1	P2	P1
2-6450160-5	D C B A	RN	RN	L	L	L	L	L	L	RN	RN
		RN	RN	K	K	K	K	K	K	RN	RN
		RN	RN	J	J	J	J	J	J	RN	RN

2P + 24S + 2P

PART NUMBER	ROWS	POWER		SIGNAL					POWER		
		P4	P3	6	5	4	3	2	1	P2	P1
4-6450160-5	D C B A	RM	RM	H	H	H	H	H	H	RM	RM
		RM	RM	G	G	G	G	G	G	RM	RM
		RM	RM	F	F	F	F	F	F	RM	RM
		RM	RM	E	E	E	E	E	E	RM	RM

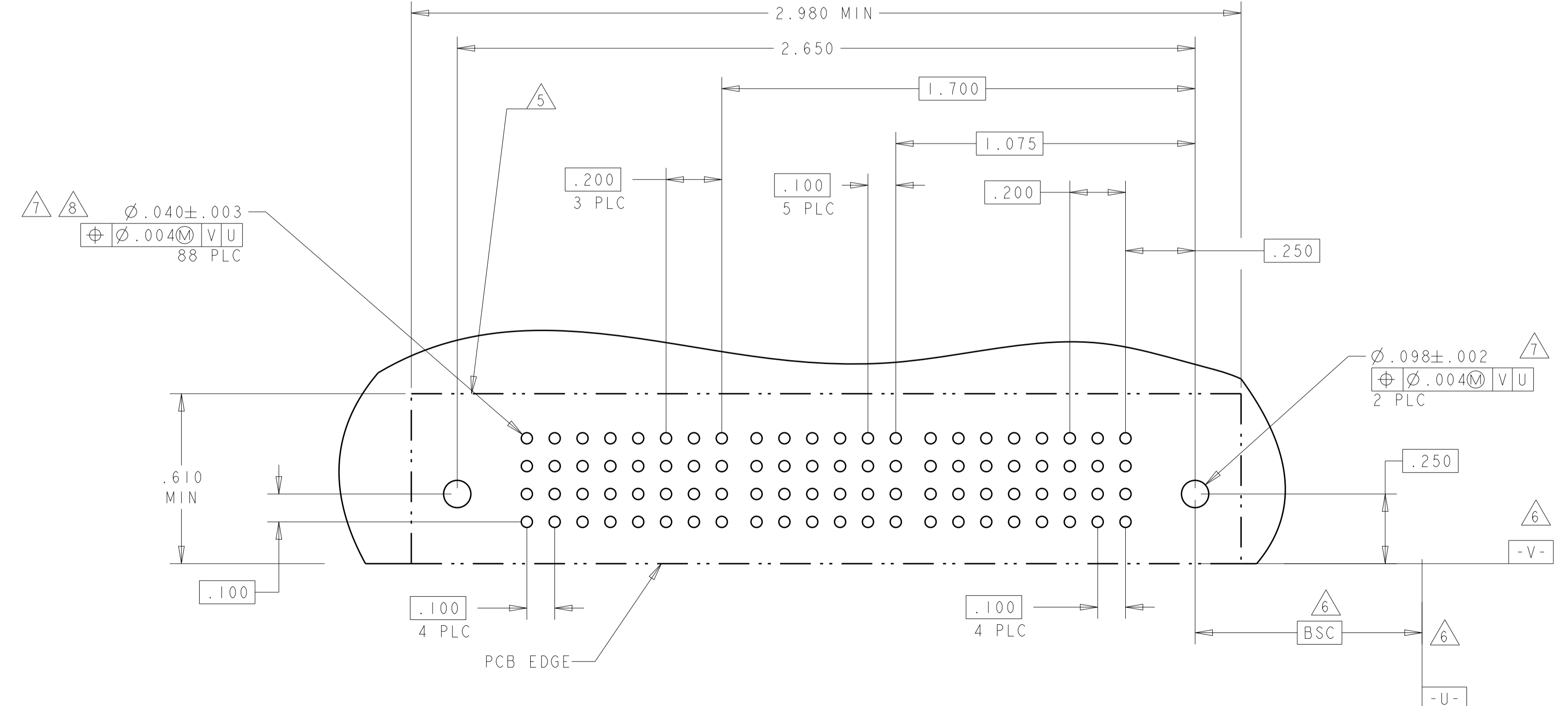
2P + 24S + 2P



2-6450160-5 AND 4-6450160-5 PCB LAYOUT

PART NUMBER	ROWS	POWER				SIGNAL					POWER				
		P8	P7	P6	P5	6	5	4	3	2	1	P4	P3	P2	P1
2-6450160-6	D C B A	RM	RM	RM	RM	H	H	H	H	H	H	RM	RM	RM	RM
		RM	RM	RM	RM	G	G	G	G	G	G	RM	RM	RM	RM
		RM	RM	RM	RM	F	F	F	F	F	F	RM	RM	RM	RM
		RM	RM	RM	RM	E	E	E	E	E	E	RM	RM	RM	RM

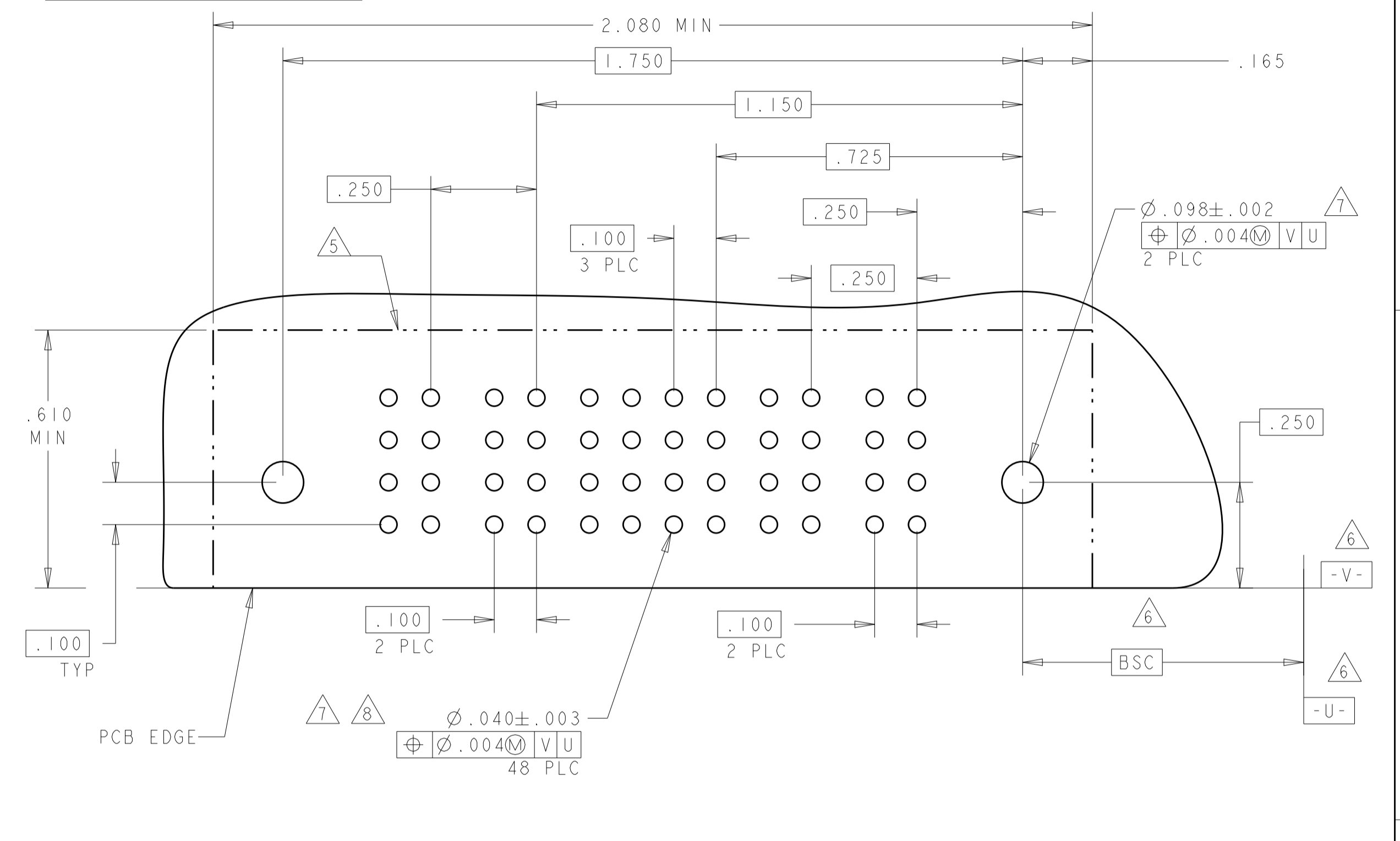
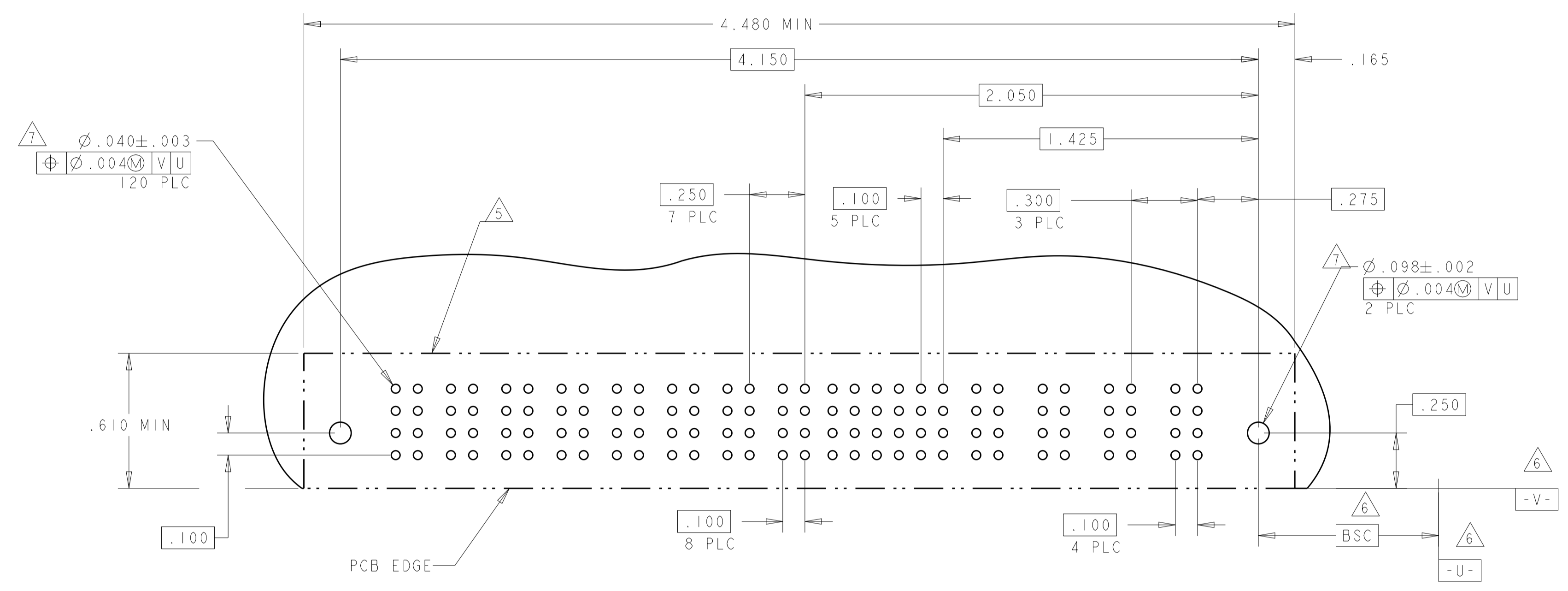
4HDP + 24S + 4HDP



THIS DRAWING IS A CONTROLLED DOCUMENT.		OWN: R. GRZYBOWSKI	ZIFEB05	 TE Connectivity
DIMENSIONS: INCHES		CHK: M. PERCHERKE	ZIFEB05	
TOLERANCES UNLESS OTHERWISE SPECIFIED:		APVD: M. PERCHERKE	ZIFEB05	NAME: RIGHT ANGLE RECEPTACLE ASSEMBLY WITH GUIDES MULTI-BEAM XL
0 PLC ±.01		PRODUCT SPEC		SIZE: 108-1973
1 PLC ±.01		APPLICATION SPEC		SCALE: 4:1
2 PLC ±.01		WEIGHT		SHEET 6 OF 16
3 PLC ±.005		CAGE CODE		REV: G1
4 PLC ±.002		DRAWING NO		
ANGLES ±.002		CUSTOMER DRAWING		

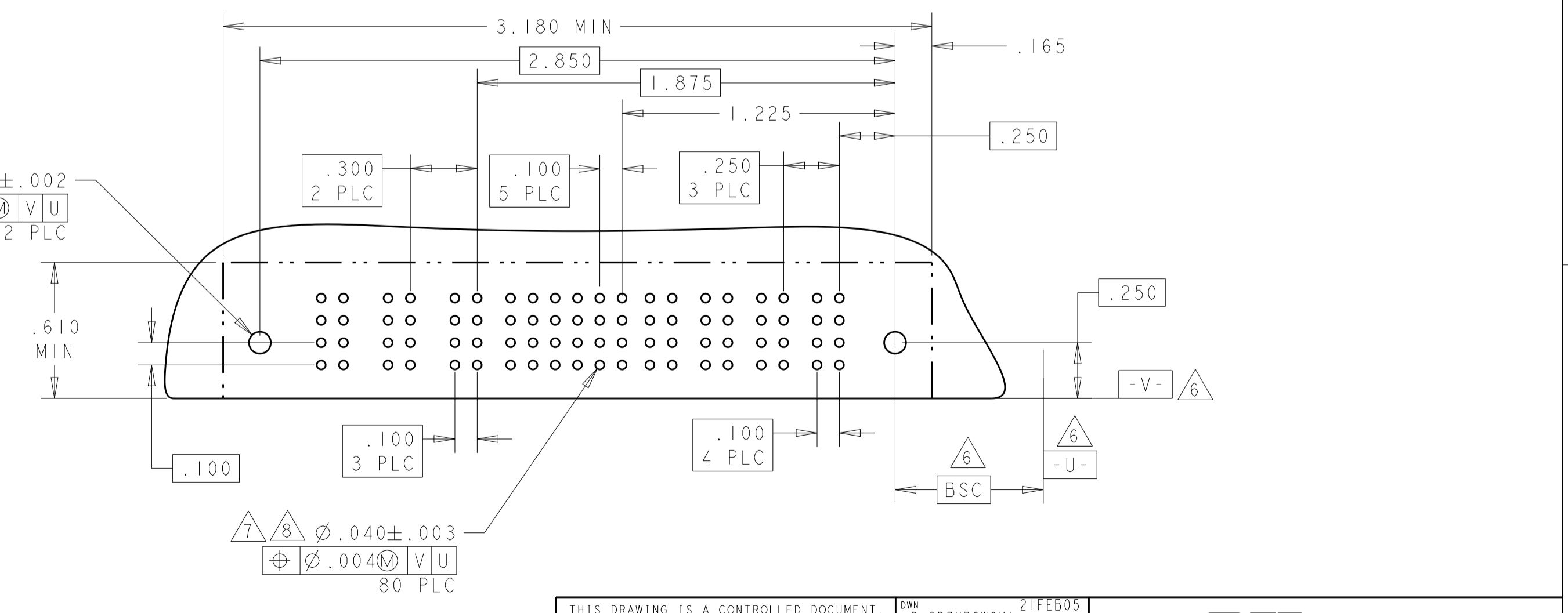
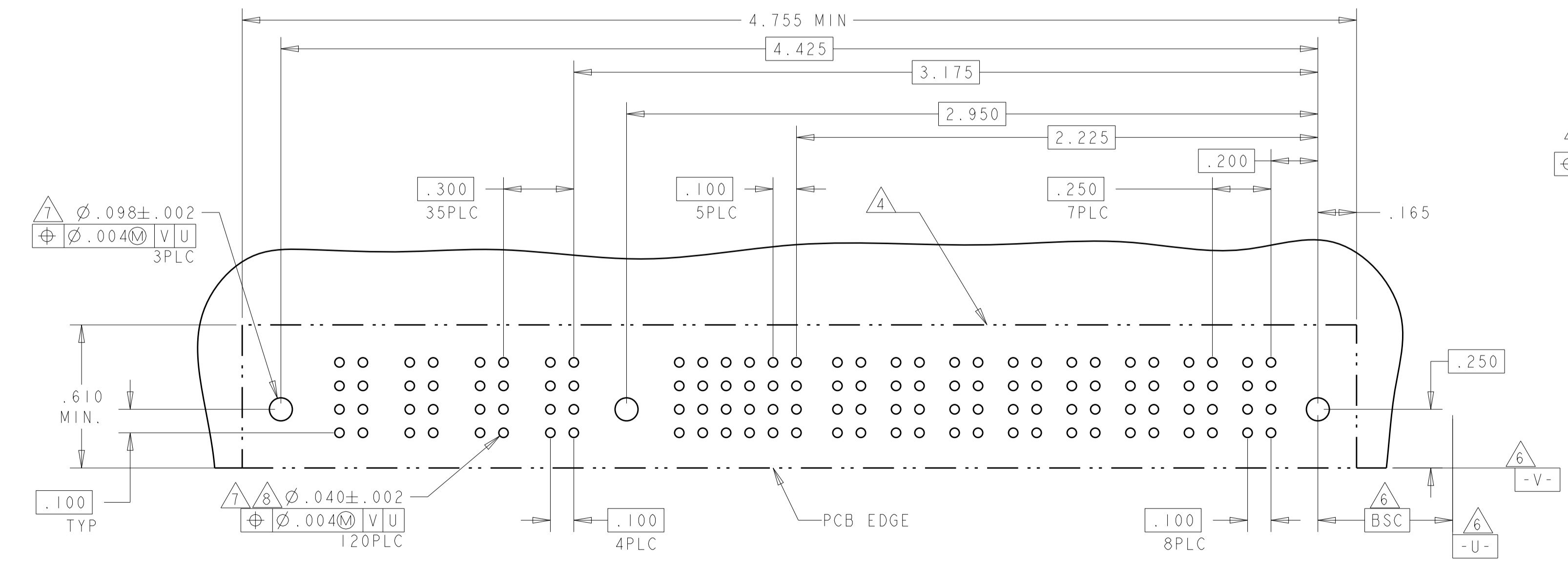
PART NUMBER	ROWS	POWER								SIGNAL						POWER			
		P12	P11	P10	P9	P8	P7	P6	P5	6	5	4	3	2	1	P4	P3	P2	P1
2-6450160-9	D C B A	RM	RM	RM	RM	RM	RM	RM	RM	H	H	H	H	H	H	RM	RM	RM	RM
										G	G	G	G	G	G				
										F	F	F	F	F	F				
										E	E	E	E	E	E				
4ACP + 24S + 8P																			

PART NUMBER	ROWS	POWER			SIGNAL				POWER		
		P4	P3	P2	4	3	2	1	P2	P1	P1
3-6450160-1	D C B A	RM	RM	RM	H	H	H	H	RM	RM	RM
					G	G	G	G			
					F	F	F	F			
					E	E	E	E			
2P + 16S + 2P											



PART NUMBER	ROWS	POWER				SIGNAL						POWER							
		P12	P11	P10	P9	6	5	4	3	2	1	P8	P7	P6	P5	P4	P3	P2	P1
3-6450160-0	D C B A	RM	RM	RM	RM	H	H	H	H	H	H	RM	RM	RM	RM	RM	RM	RM	RM
						G	G	G	G	G	G								
						F	F	F	F	F	F								
						E	E	E	E	E	E								
8P + 24S + 1M + 4ACP																			

PART NUMBER	HOUSING P/N	ROWS	POWER			SIGNAL						POWER			
			P7	P6	P5	6	5	4	3	2	1	P4	P3	P2	P1
3-6450160-2	3-1450190-2	D C B A	RM	RM	RM	H	H	H	H	H	H	RM	RM	RM	RM
						G	G	G	G	G	G				
						F	F	F	F	F	F				
						E	E	E	E	E	E				
4P + 24S + 3ACP															

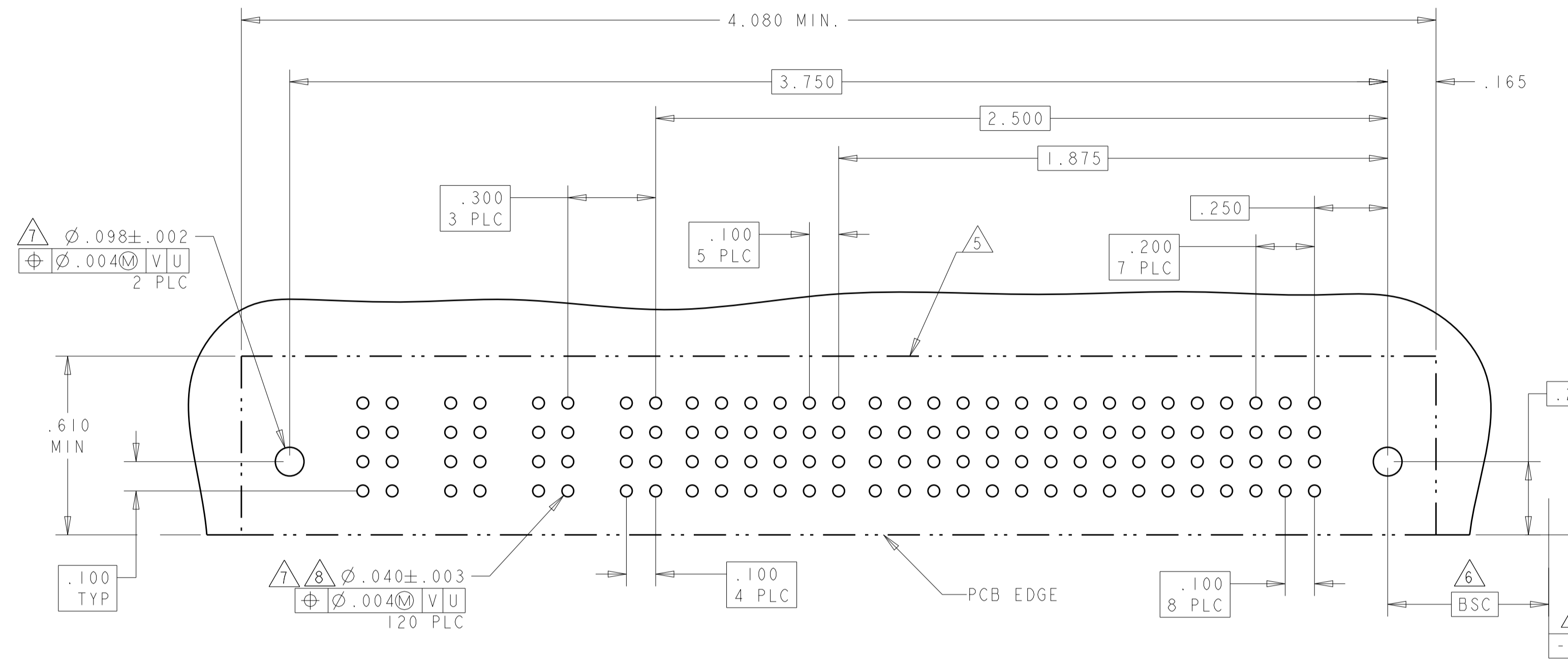


THIS DRAWING IS A CONTROLLED DOCUMENT.

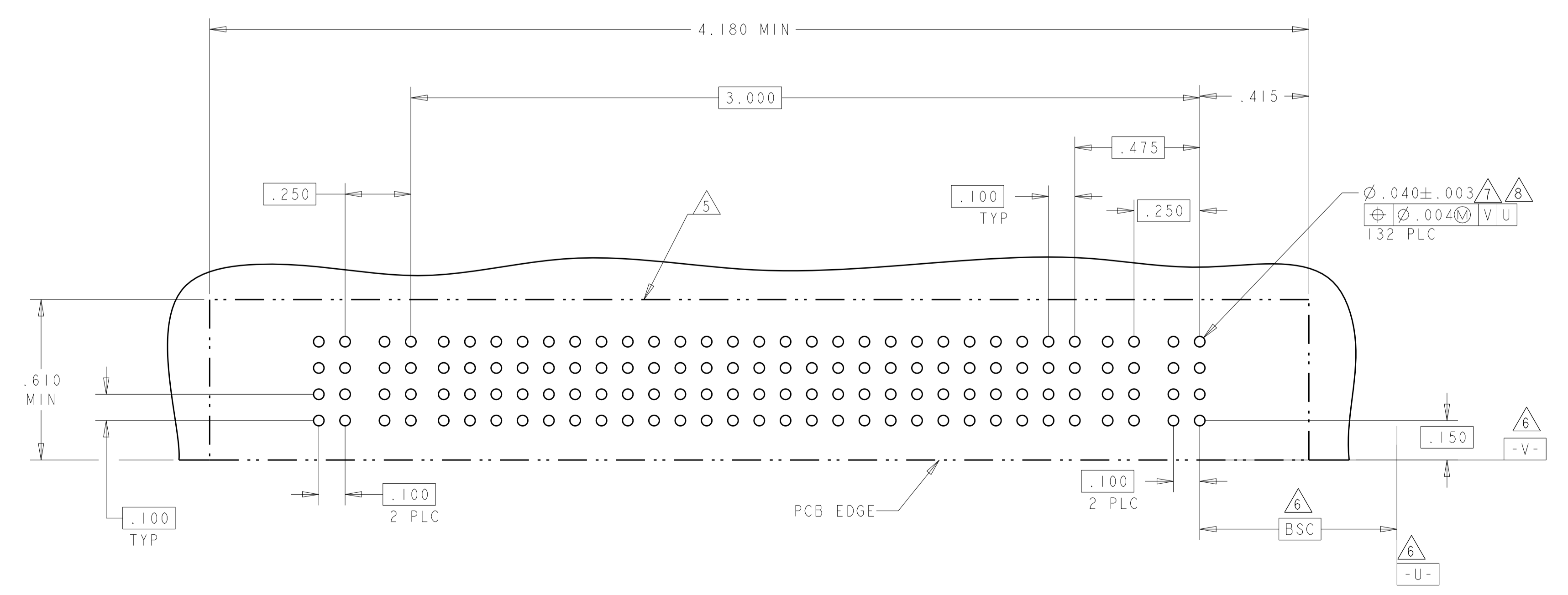
OWN: R. GRZYBOWSKI	ZIFEB05	 TE Connectivity
CHK: M. PERCHERKE	ZIFEB05	
APVD: M. PERCHERKE	ZIFEB05	
NAME: RIGHT ANGLE RECEPTACLE ASSEMBLY WITH GUIDES MULTI-BEAM XL		
DIMENSIONS: INCHES	TOLERANCES UNLESS OTHERWISE SPECIFIED:	SIZE: A100779
0 PLC ±.01	1 PLC ±.01	CAGE CODE: 6450160
2 PLC ±.01	3 PLC ±.01	SCALE: 3:1
4 PLC ±.005	5 PLC ±.005	SHEET 7 OF 16
6 PLC ±.002	ANGLES ±.002	REV: G1
MATERIAL:	FINISH:	Customer Drawing

LOC		DIST		REVISONS			
GP	00	P	LTN	DESCRIPTION	DATE	DWN	APVD
		-		SEE SHEET 1			

PART NUMBER	ROWS	POWER				SIGNAL								POWER							
		P12	P11	P10	P9	6	5	4	3	2	1	P8	P7	P6	P5	P4	P3	P2	P1		
3-6450160-3	D C B A	RM	RM	RM	RM	H	H	H	H	H	H	RM	RM	RM	RM	RM	RM	RM	RM		
		RM	RM	RM	RM	G	G	G	G	G	G	RM	RM	RM	RM	RM	RM	RM	RM		
		RM	RM	RM	RM	F	F	F	F	F	F	RM	RM	RM	RM	RM	RM	RM	RM		
		RM	RM	RM	RM	E	E	E	E	E	E	RM	RM	RM	RM	RM	RM	RM	RM		
8P + 24S + 4ACP																					



PART NUMBER	ROWS	POWER		SIGNAL																				POWER							
		P4	P3	25	24	23	22	21	20	19	18	17	16	15	14	13	12	11	10	9	8	7	6	5	4	3	2	1	P2	P1	
3-6450160-4	D C B A	RM	RM	H	H	H	H	H	H	H	H	H	H	H	H	H	H	H	H	H	H	H	H	H	H	H	H	H	H	RM	RM
		RM	RM	G	G	G	G	G	G	G	G	G	G	G	G	G	G	G	G	G	G	G	G	G	G	G	G	G	G	RM	RM
		RM	RM	F	F	F	F	F	F	F	F	F	F	F	F	F	F	F	F	F	F	F	F	F	F	F	F	F	F	RM	RM
		RM	RM	E	E	E	E	E	E	E	E	E	E	E	E	E	E	E	E	E	E	E	E	E	E	E	E	E	E	E	RM
2P + 100S + 2P																															



THIS DRAWING IS A CONTROLLED DOCUMENT. DWN: R. GRZYBOWSKI 21FEB05
 CHK: M. PERCHERKE 21FEB05
 APVD: M. PERCHERKE 21FEB05

STE TE Connectivity

NAME: RIGHT ANGLE RECEPTACLE ASSEMBLY WITH GUIDES MULTI-BEAM XL

PRODUCT SPEC: 108-1973
 APPLICATION SPEC: 114-13038
 WEIGHT: -

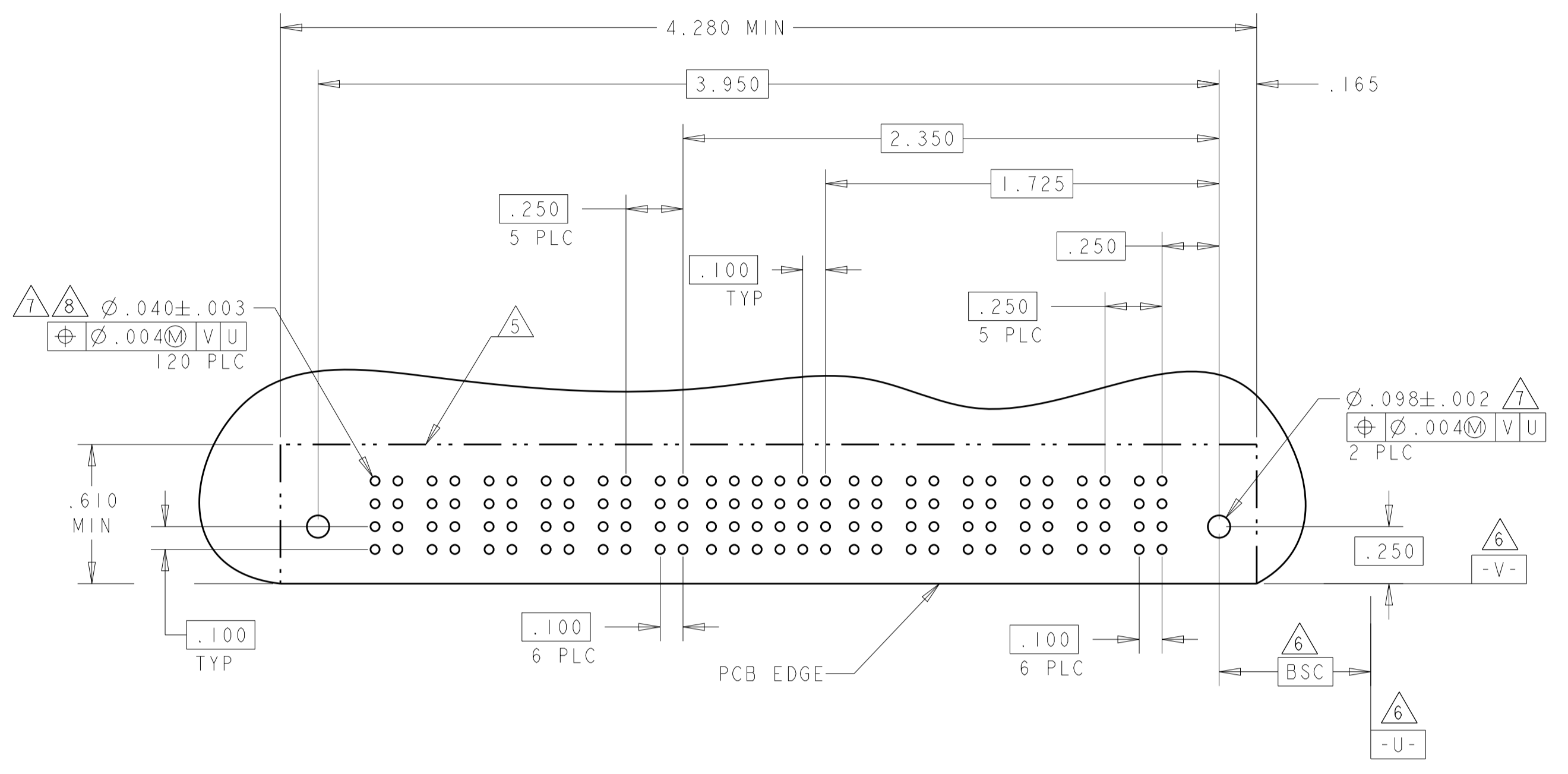
Customer Drawing

SCALE: 3:1 SHEET 8 OF 16 REV: G1

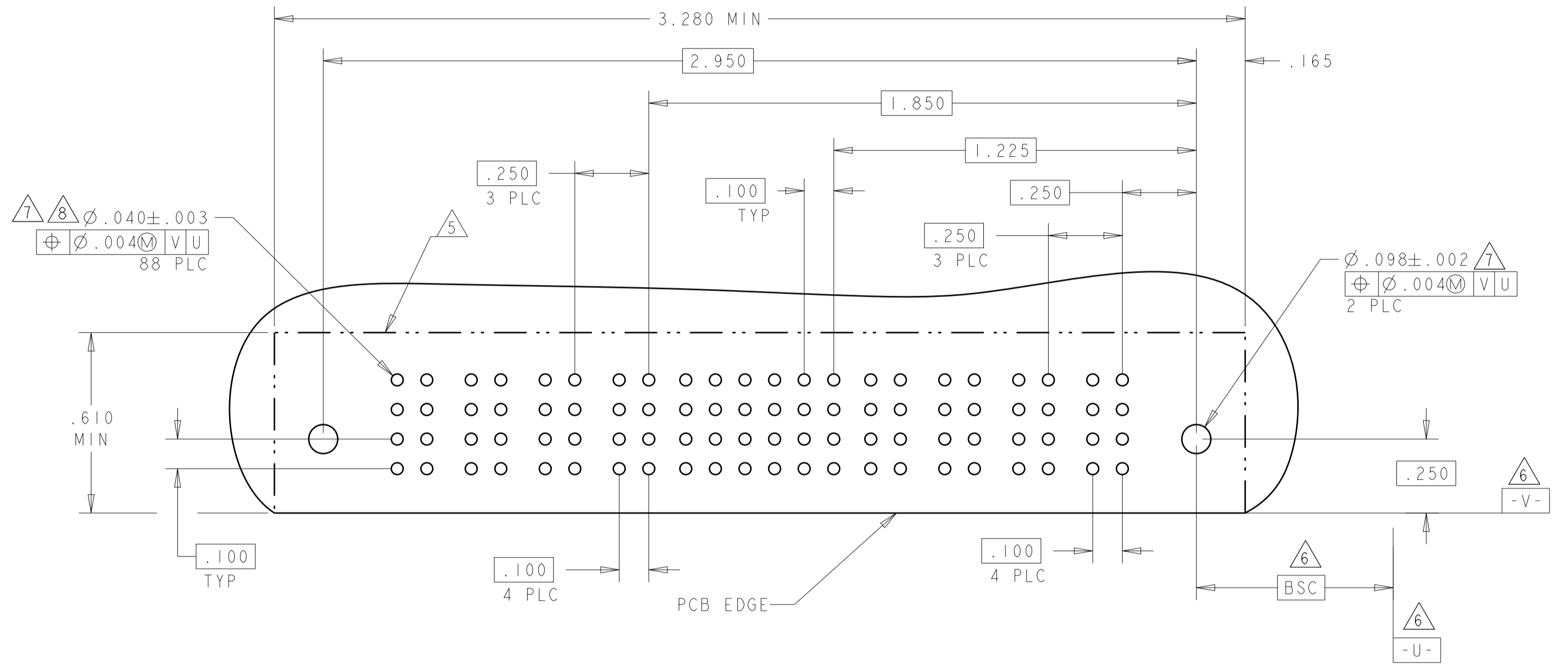
LOC	DIST	REV	DATE	APPV
GP	00			

REVISIONS				
REV	DATE	APPV	DESCRIPTION	BY
-	-	-	SEE SHEET 1	-

PART NUMBER	ROWS	POWER					SIGNAL					POWER											
		P12	P11	P10	P9	P8	P7	6	5	4	3	2	1	P6	P5	P4	P3	P2	P1				
3-6450160-6	D C B A	RM	RM	RM	RM	RM	RM	H	H	H	H	H	H	RM	RM	RM	RM	RM	RM				
		G	G	G	G	G	G	F	F	F	F	F	F										
		E	E	E	E	E	E	E	E	E	E	E	E										
6P + 24S + 6P		[HD]																				[HD]	



PART NUMBER	ROWS	POWER				SIGNAL					POWER				
		P8	P7	P6	P5	6	5	4	3	2	1	P4	P3	P2	P1
3-6450160-7	D C B A	RM	RM	RM	RM	H	H	H	H	H	H	RM	RM	RM	RM
		G	G	G	G	F	F	F	F	F	F				
		E	E	E	E	E	E	E	E	E	E				
4P + 24S + 4P		[HD]												[HD]	



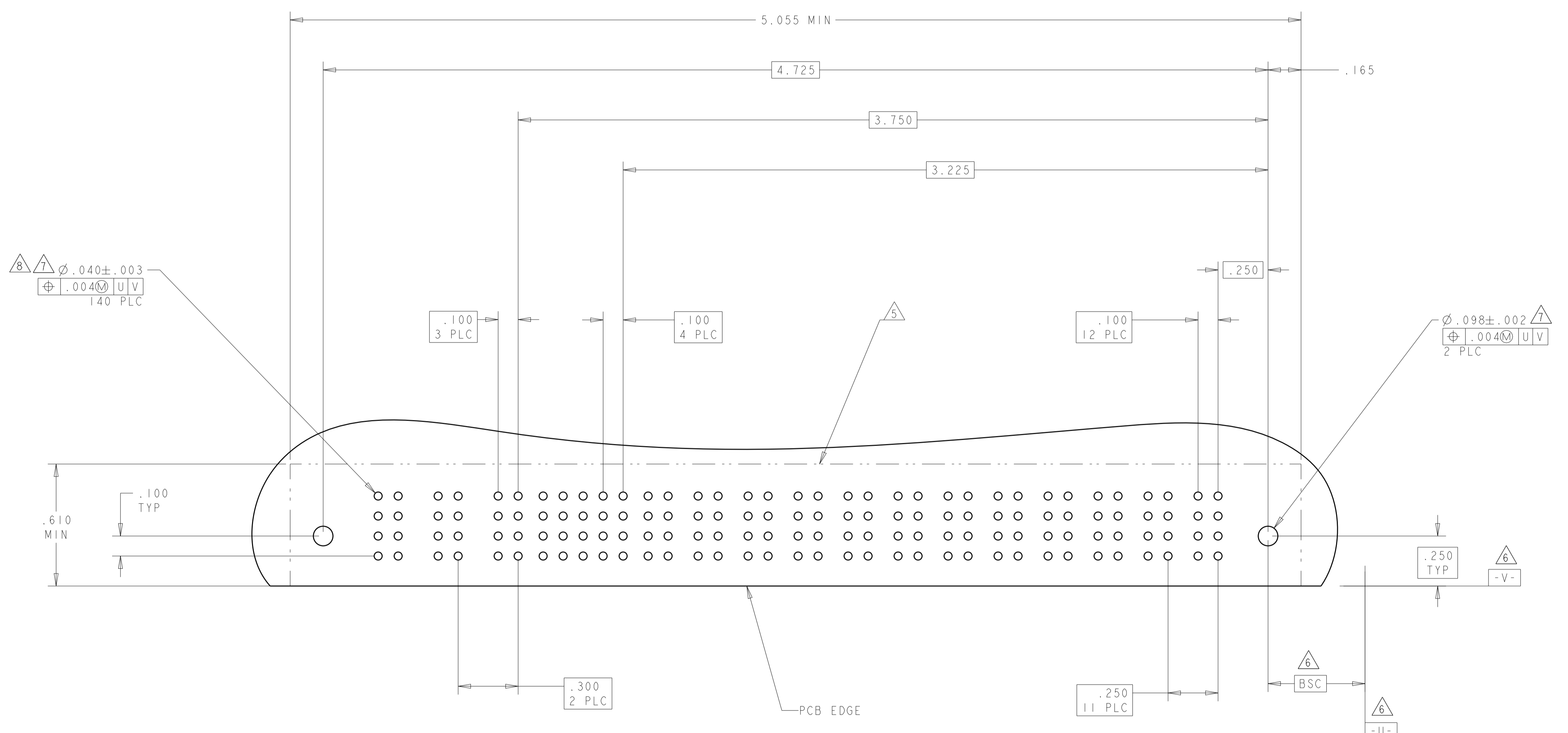
THIS DRAWING IS A CONTROLLED DOCUMENT.

DIMENSIONS:	TOLERANCES UNLESS OTHERWISE SPECIFIED:	OWN: R. GRZYBOWSKI 21FEB05	NAME: RIGHT ANGLE RECEPTACLE ASSEMBLY WITH GUIDES MULTI-BEAM XL
INCHES	0 PLC ± .010 1 PLC ± .008 2 PLC ± .006 3 PLC ± .005 4 PLC ± .004 ANGLES ± .002	CHK: M. PERCHERKE 21FEB05	SIZE: A1 00779 C=6450160
MATERIAL:	FINISH: #2	APPV: M. PERCHERKE 21FEB05	SCALE: 3:1
		PRODUCT SPEC: 108-1973	SHEET 9 OF 16
		APPLICATION SPEC: 114-13038	REV: G1
		WEIGHT: -	RESTRICTED TO: -
		Customer Drawing	

4805 (3/11)

LOC	DIST	REVISIONS			
P	LTN	DESCRIPTION	DATE	OWN	APVD
-	-	SEE SHEET 1	-	-	-

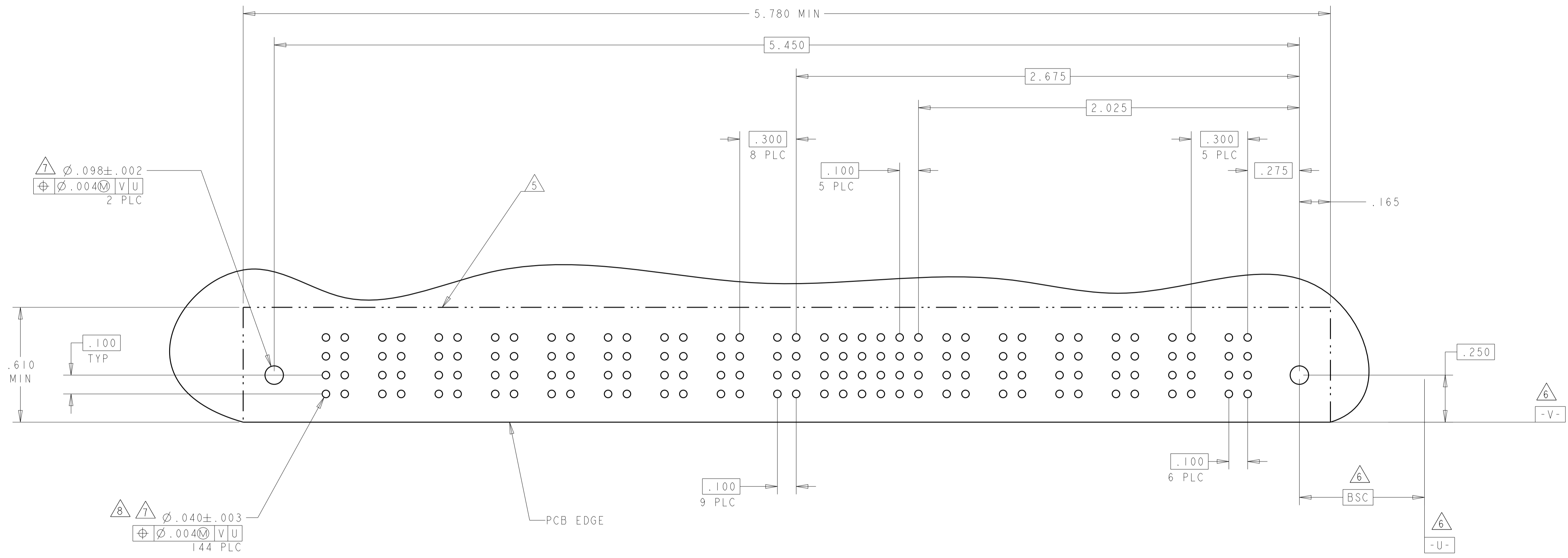
PART NUMBER	ROWS	AC POWER			SIGNAL					POWER													
		P15	P14	P13	5	4	3	2	1	P12	P11	P10	P9	P8	P7	P6	P5	P4	P3	P2	P1		
1-6450160-8	D C B A	RA	RA	RA	H	H	H	H	H	RA	RA	RA	RA	RA	RA	RA	RA	RA	RA	RA	RA	RA	RA
					G	G	G	G	G														
					F	F	F	F	F														
12P + 20S + 3ACP		E E E E E																					



THIS DRAWING IS A CONTROLLED DOCUMENT.		OWN: R. GRZYBOWSKI 21FEB05	TE Connectivity														
DIMENSIONS: INCHES		CHK: M. PERCHERKE 21FEB05															
TOLERANCES UNLESS OTHERWISE SPECIFIED:		APVD: M. PERCHERKE 21FEB05	NAME: RIGHT ANGLE RECEPTACLE ASSEMBLY WITH GUIDES MULTI-BEAM XL														
<table border="1"> <tr><td>0 PLC</td><td>±</td></tr> <tr><td>1 PLC</td><td>±.01</td></tr> <tr><td>2 PLC</td><td>±.01</td></tr> <tr><td>3 PLC</td><td>±.005</td></tr> <tr><td>4 PLC</td><td>±.002</td></tr> <tr><td>ANGLES</td><td>±.2°</td></tr> <tr><td>FINISH</td><td></td></tr> </table>		0 PLC	±	1 PLC	±.01	2 PLC	±.01	3 PLC	±.005	4 PLC	±.002	ANGLES	±.2°	FINISH		PRODUCT SPEC: 108-1973	SIZE: A100779
0 PLC	±																
1 PLC	±.01																
2 PLC	±.01																
3 PLC	±.005																
4 PLC	±.002																
ANGLES	±.2°																
FINISH																	
MATERIAL:		APPLICATION SPEC: 114-13038	DRAWING NO: C=6450160														
		WEIGHT:	RESTRICTED TO: -														
		Customer Drawing	SCALE: 3:1 SHEET 10 OF 16 REV: G1														

LOC	DIST	REVISIONS			
P	LTN	DESCRIPTION	DATE	DWN	APVD
-	-	SEE SHEET 1	-	-	-

PART NUMBER	ROWS	POWER								SIGNAL					POWER					HD		
		P15	P14	P13	P12	P11	P10	P9	P8	P7	P6	P5	P4	P3	P2	P1	P6	P5	P4		P3	P2
3-6450160-8	D C B A	RM	RM	RM	RM	RM	RM	RM	RM	H	H		H	H	RA		RM	RM	RM	RM	HD	
										G	G		G	G								
										F	F		F	F								
										E	E		E	E								
6P + 24S + 9P																						HD



THIS DRAWING IS A CONTROLLED DOCUMENT.

DWN: R. GRZYBOWSKI 21FEB05
 CHK: M. PERCHERKE 21FEB05
 APVD: M. PERCHERKE 21FEB05

STE TE Connectivity

NAME: RIGHT ANGLE RECEPTACLE ASSEMBLY WITH GUIDES MULTI-BEAM XL

PRODUCT SPEC: 108-1973
 APPLICATION SPEC: 114-13038

SIZE: A100779 C=6450160
 CAGE CODE: 114-13038
 DRAWING NO: 6450160

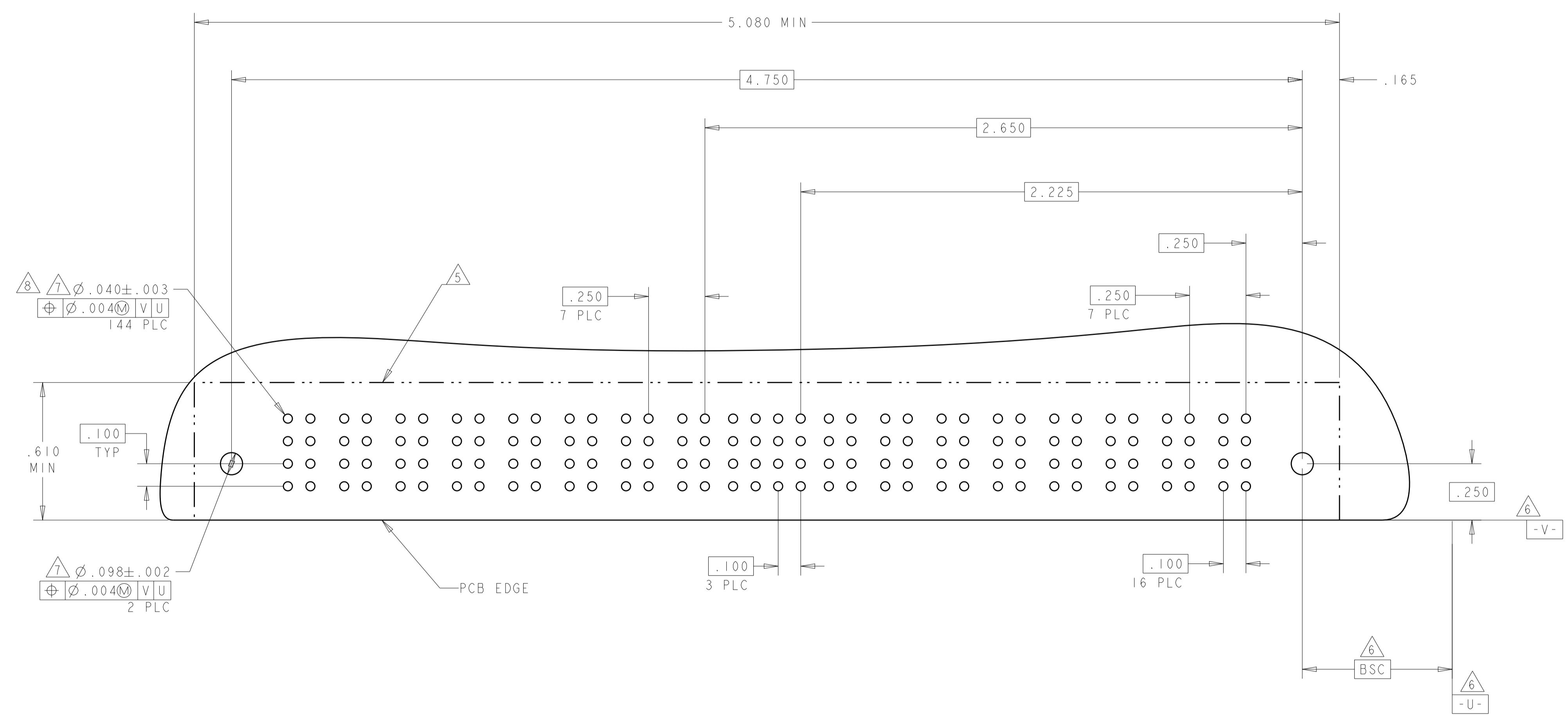
Customer Drawing SCALE: 3:1 SHEET 11 OF 16 REV: G1

DIMENSIONS: INCHES
 TOLERANCES UNLESS OTHERWISE SPECIFIED:
 0 PLC ±.
 1 PLC ±.01
 2 PLC ±.01
 3 PLC ±.005
 4 PLC ±.002
 ANGLES ±.2°
 FINISH

LOC	DIST	REVISIONS			
P	LTN	DESCRIPTION	DATE	DMN	APVD
GP	00	SEE SHEET 1	-	-	-

PART NUMBER	ROWS	POWER							SIGNAL				POWER									
		P16	P15	P14	P13	P12	P11	P10	P9	4	3	2	1	P8	P7	P6	P5	P4	P3	P2	P1	
3-6450160-9	D								H	H	H	H										
	C	RM	RM	RM	RM	RM	RM	RM	G	G	G	G	RM	RM	RM	RM	RM	RM	RM	RM	RM	
	B								F	F	F	F										
	A	HD							E	E	E	E									HD	
8P + 16S + 8P																						

(D5)



THIS DRAWING IS A CONTROLLED DOCUMENT.

DIMENSIONS: INCHES	TOLERANCES UNLESS OTHERWISE SPECIFIED: 0 PLC ±. 1 PLC ±.01 2 PLC ±.01 3 PLC ±.005 4 PLC ±.002 ANGLES ±.7°	FINISH	FINISH
-----------------------	---	--------	--------

DMN R. GRZYBOWSKI CHK M. PERCHERKE APVD M. PERCHERKE	Z1FEB05 Z1FEB05 Z1FEB05	NAME RIGHT ANGLE RECEPTACLE ASSEMBLY WITH GUIDES MULTI-BEAM XL	RESTRICTED TO
PRODUCT SPEC 108-1973	APPLICATION SPEC 114-13038	SIZE A100779	SCALE 3:1
MATERIAL Customer Drawing	WEIGHT -	CAGE CODE 6450160	SHEET 12 OF 16

TE Connectivity

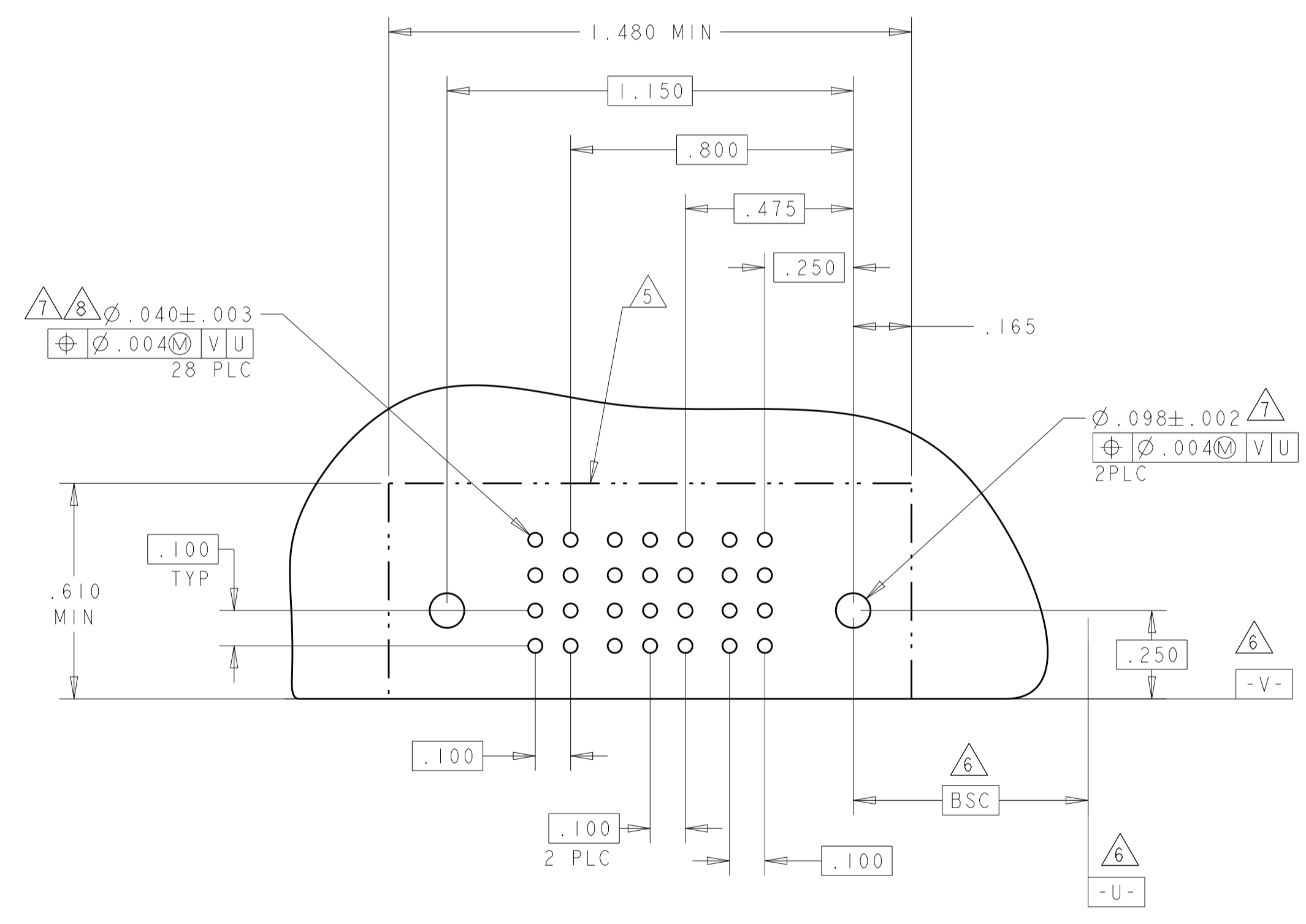
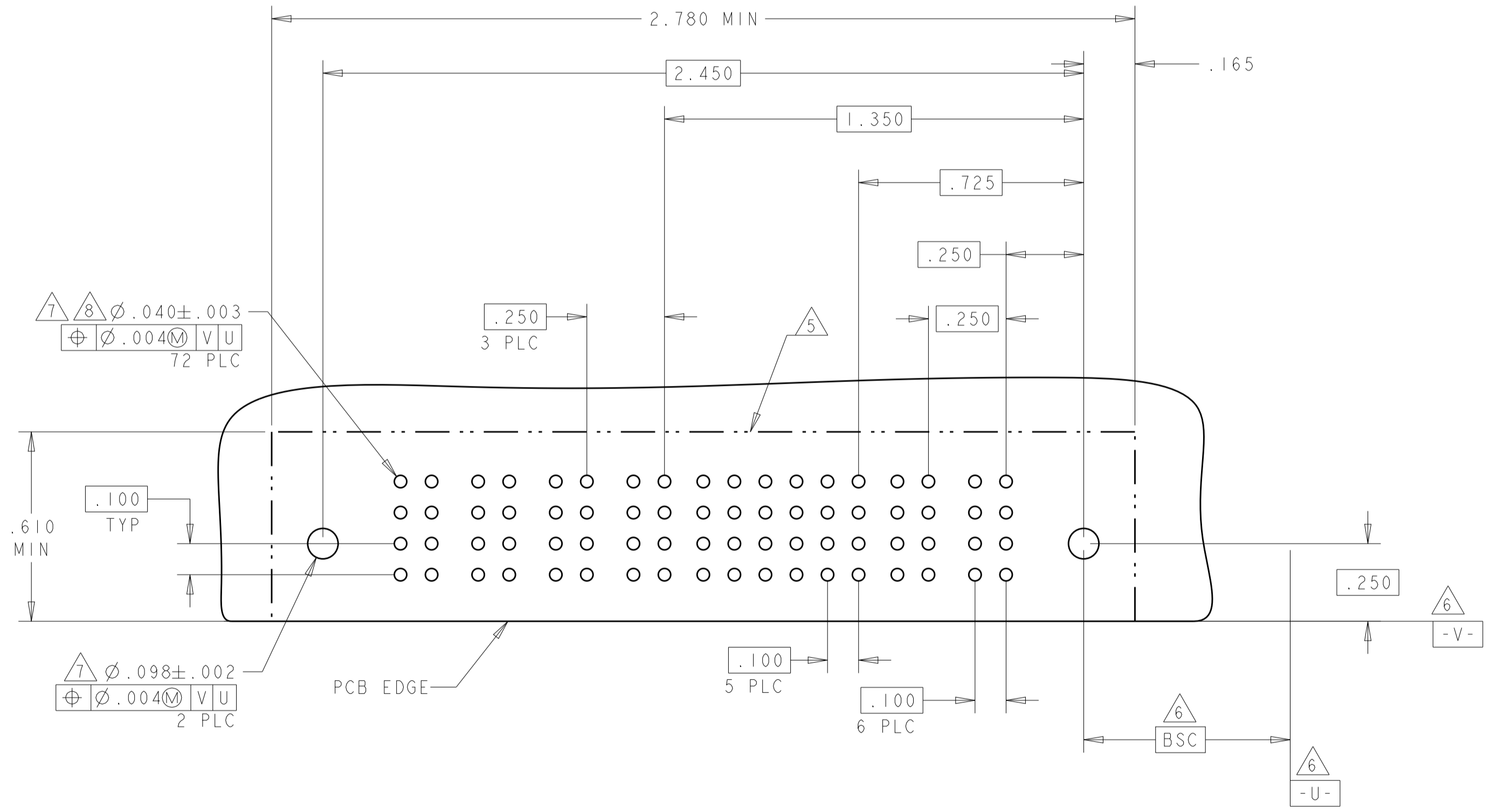
LOC	DIST	REVISIONS			
P	LTN	DESCRIPTION	DATE	OWN	APVD
-	-	SEE SHEET 1	-	-	-

PART NUMBER	ROWS	POWER				SIGNAL						POWER	
		P6	P5	P4	P3	6	5	4	3	2	1	P2	P1
4-6450160-0	D	RM	RM	RM	RM	H	H	H	H	H	H	RM	RM
	C					G	G	G	G	G	G		
	B					F	F	F	F	F	F		
	A					E	E	E	E	E	E		

2P + 24S + 4P

PART NUMBER	ROWS	POWER		SIGNAL			POWER	
		P2	P1	3	2	1	P2	P1
4-6450160-1	D	RM	RM	H	H	H	RM	RM
	C			G	G	G		
	B			F	F	F		
	A			E	E	E		

1P + 12S + 1P



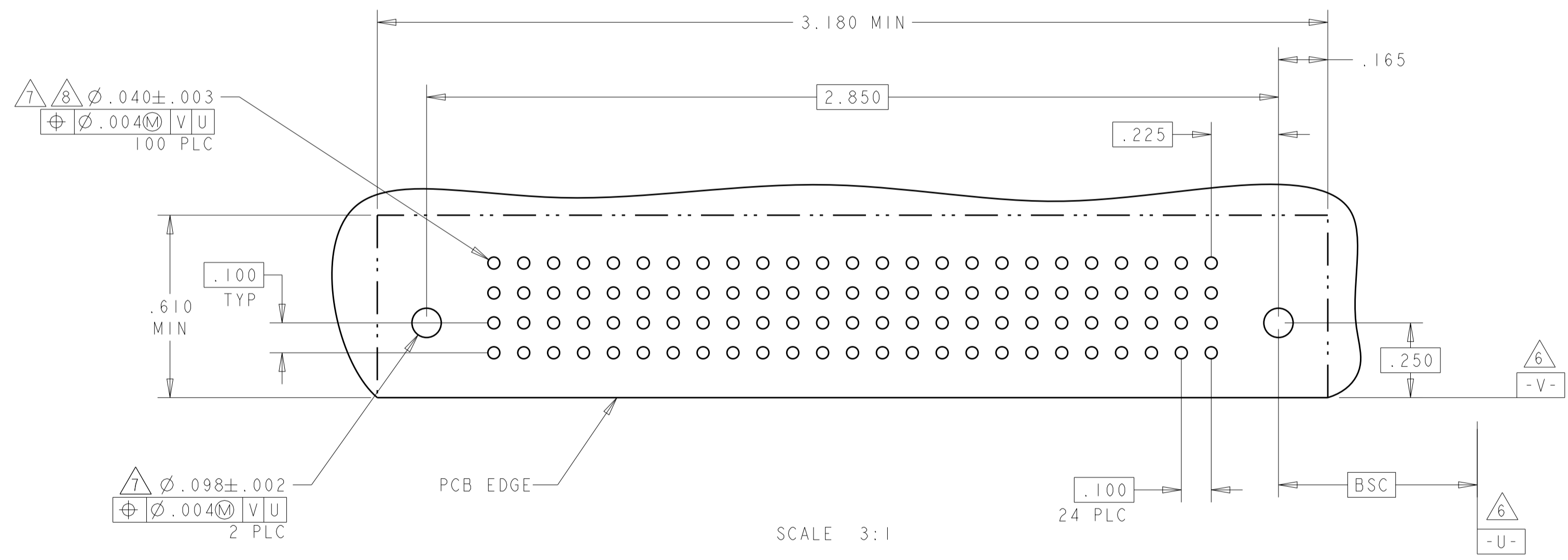
THIS DRAWING IS A CONTROLLED DOCUMENT.

DIMENSIONS:	TOLERANCES UNLESS OTHERWISE SPECIFIED:	OWN: R. GRZYBOWSKI 21FEB05	CHK: M. PERCHERKE 21FEB05	APVD: M. PERCHERKE 21FEB05	NAME: RIGHT ANGLE RECEPTACLE ASSEMBLY WITH GUIDES MULTI-BEAM XL
INCHES	0 PLC ± .01 2 PLC ± .01 3 PLC ± .01 4 PLC ± .005 ANGLES ± .002	PRODUCT SPEC: 108-1973	APPLICATION SPEC: 114-13038	WEIGHT: -	SIZE: A100779
MATERIAL:	FINISH: #2	RESTRICTED TO: -	SCALE: 3:1	SHEET: 13 OF 16	REV: G1

Customer Drawing

LOC	DIST	REVISIONS			
P	LTN	DESCRIPTION	DATE	DMN	APVD
-	-	SEE SHEET 1	-	-	-

PART NUMBER	ROWS	SIGNAL																							
		25	24	23	22	21	20	19	18	17	16	15	14	13	12	11	10	9	8	7	6	5	4	3	2
4-6450160-4	D	H	H	H	H	H	H	H	H	H	H	H	H	H	H	H	H	H	H	H	H	H	H	H	H
	C	G	G	G	G	G	G	G	G	G	G	G	G	G	G	G	G	G	G	G	G	G	G	G	G
	B	F	F	F	F	F	F	F	F	F	F	F	F	F	F	F	F	F	F	F	F	F	F	F	F
	A	E	E	E	E	E	E	E	E	E	E	E	E	E	E	E	E	E	E	E	E	E	E	E	E
100S		HD																							HD



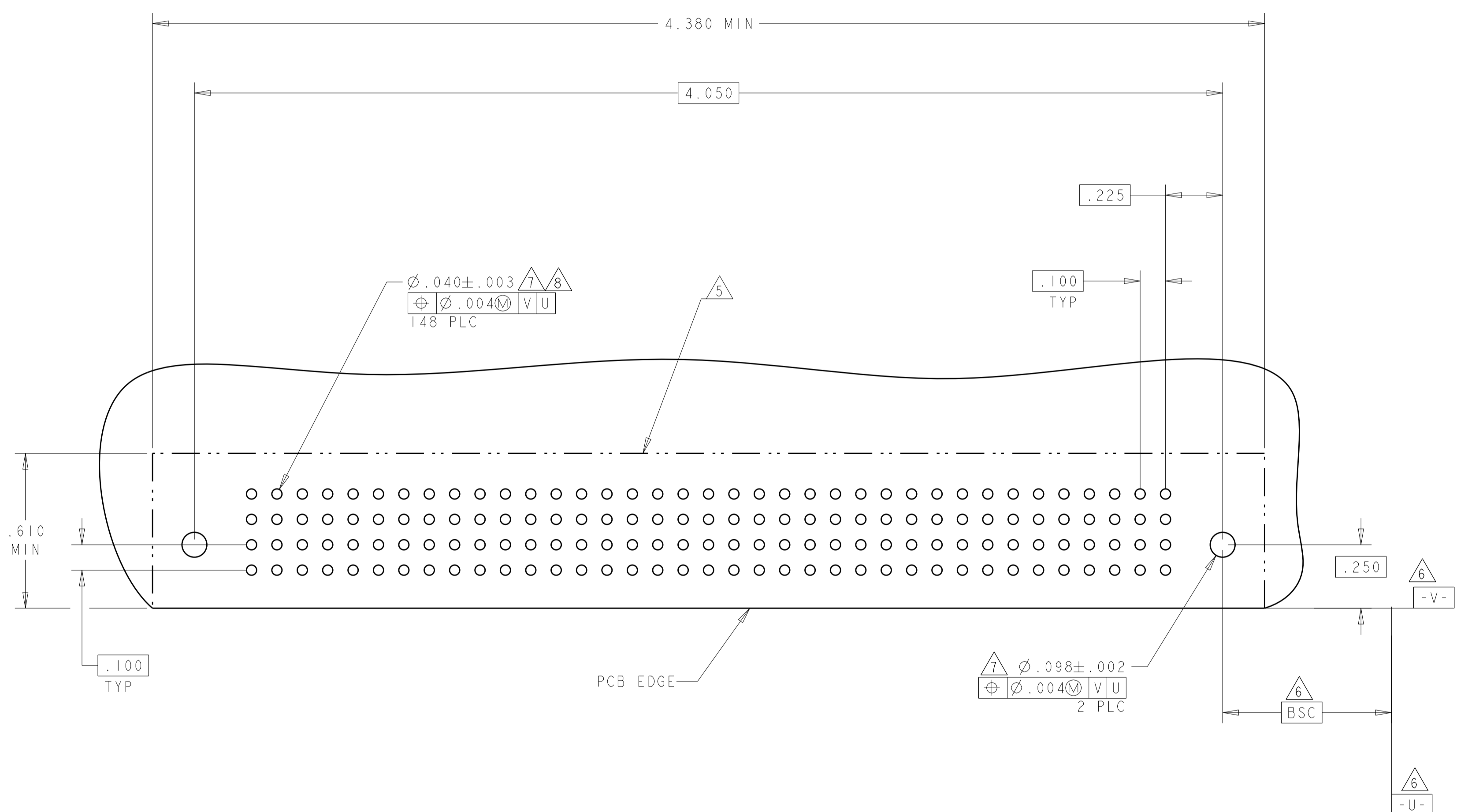
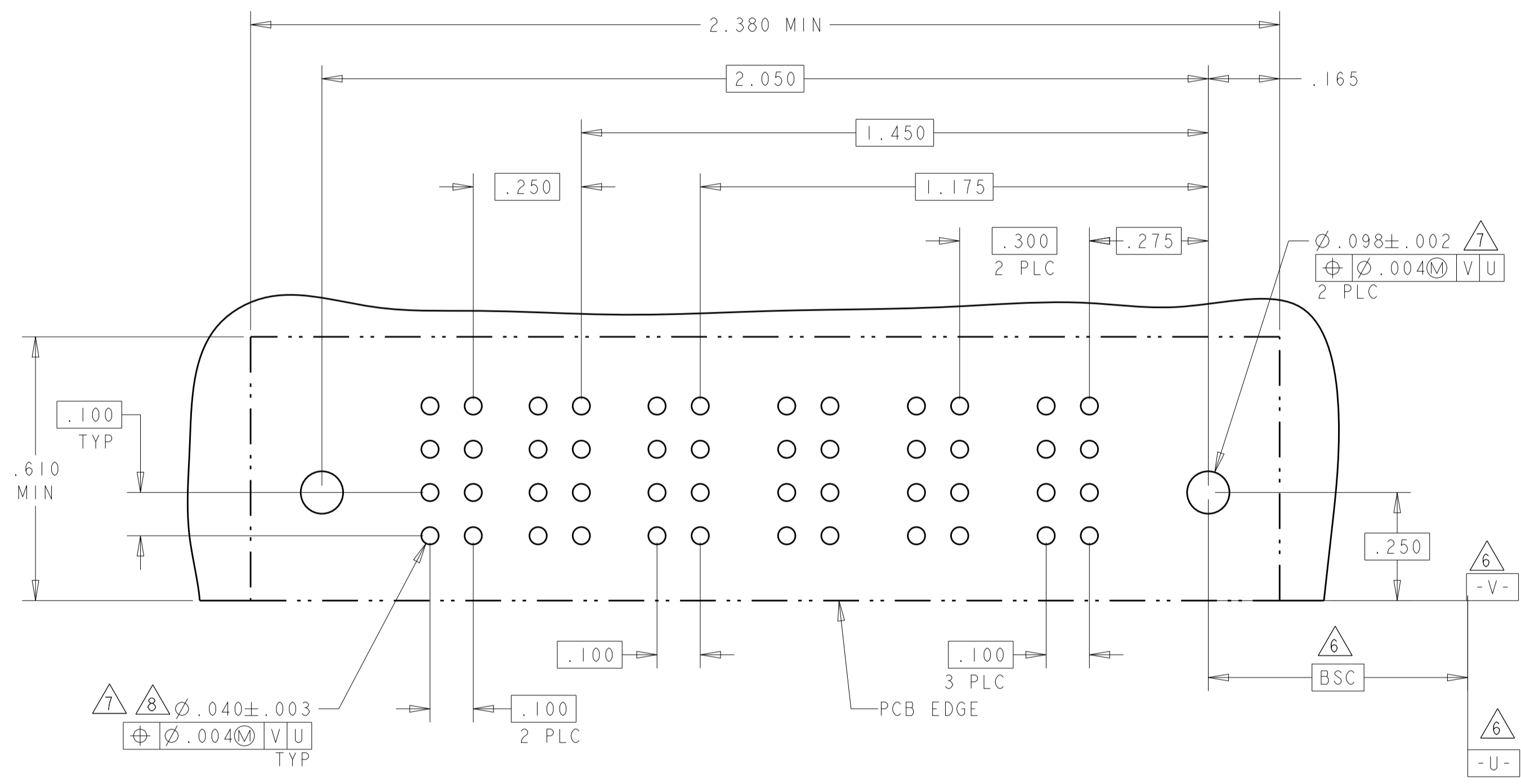
THIS DRAWING IS A CONTROLLED DOCUMENT.		DMN: R.GRZYBOWSKI 21FEB05	TE Connectivity
DIMENSIONS: INCHES		CHK: M.PERCHEKKE 21FEB05	
TOLERANCES UNLESS OTHERWISE SPECIFIED:		APVD: M.PERCHEKKE 21FEB05	NAME: RIGHT ANGLE RECEPTACLE ASSEMBLY WITH GUIDES MULTI-BEAM XL
0 PLC ±. 1 PLC ±. 2 PLC ±.01 3 PLC ±.005 4 PLC ±.002 ANGLES ±.2°		PRODUCT SPEC: 108-1973	SIZE: A100779
MATERIAL: FINISH:		APPLICATION SPEC: 114-13038	CAGE CODE: C=6450160
		WEIGHT: -	RESTRICTED TO: -
		Customer Drawing	SCALE: 3:1 SHEET 14 OF 16 REV: G1

LOC	DIST	REV	DATE	BY	APPV
GP	00				

REVISIONS			
REV	DATE	BY	APPV
-	-	-	-
SEE SHEET 1			

PART NUMBER	ROWS	POWER		SIGNAL		POWER		
		P5	P4	2	1	P3	P2	P1
2-6450160-7	D	RM	RM	H	H	RM	RM	RM
	C			G	G			
	B			F	F			
	A			E	E			
3ACP + 8S + 2P								

PART NUMBER	ROWS	SIGNAL																																				
		37	36	35	34	33	32	31	30	29	28	27	26	25	24	23	22	21	20	19	18	17	16	15	14	13	12	11	10	9	8	7	6	5	4	3	2	1
4-6450160-6	D	H	H	H	H	H	H	H	H	H	H	H	H	H	H	H	H	H	H	H	H	H	H	H	H	H	H	H	H	H	H	H	H	H	H	H	H	H
	C	G	G	G	G	G	G	G	G	G	G	G	G	G	G	G	G	G	G	G	G	G	G	G	G	G	G	G	G	G	G	G	G	G	G	G	G	
	B	F	F	F	F	F	F	F	F	F	F	F	F	F	F	F	F	F	F	F	F	F	F	F	F	F	F	F	F	F	F	F	F	F	F	F	F	
	A	E	E	E	E	E	E	E	E	E	E	E	E	E	E	E	E	E	E	E	E	E	E	E	E	E	E	E	E	E	E	E	E	E	E	E	E	E



THIS DRAWING IS A CONTROLLED DOCUMENT.

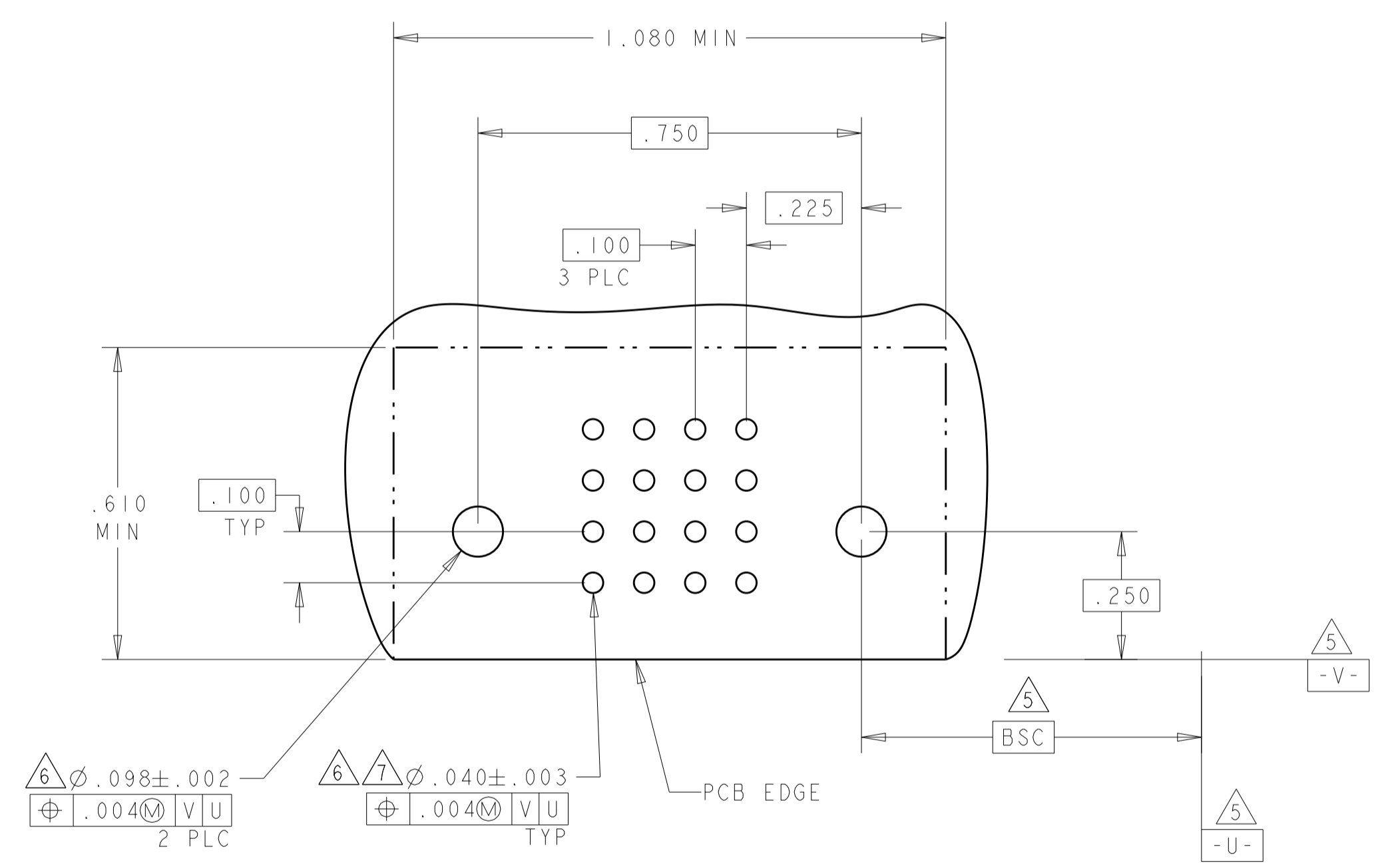
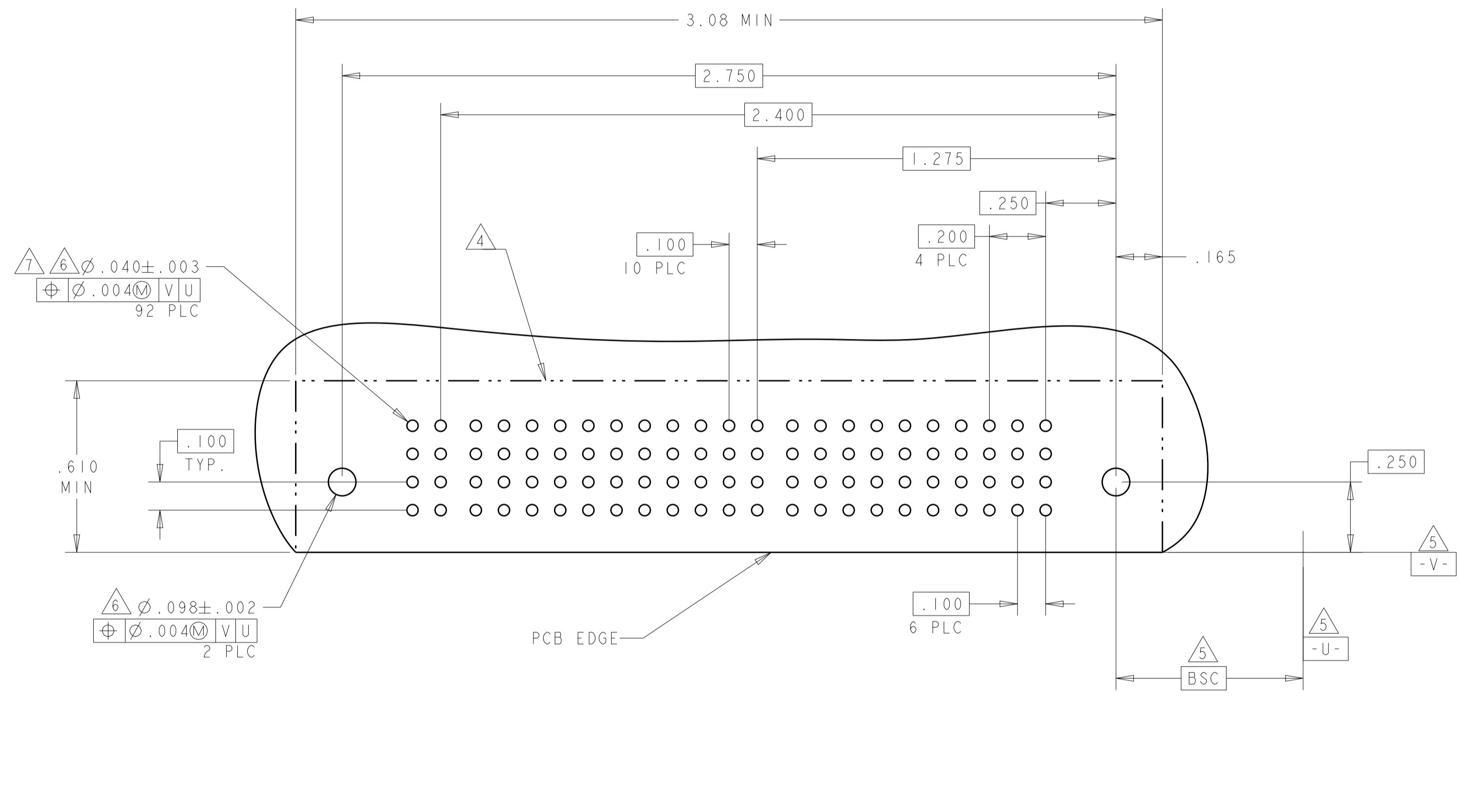
DIMENSIONS:	TOLERANCES UNLESS OTHERWISE SPECIFIED:	OWN: R. GRZYBOWSKI / ZIFEB05	CHK: M. PERCHERKE / ZIFEB05	APVD: M. PERCHERKE / ZIFEB05	NAME: RIGHT ANGLE RECEPTACLE ASSEMBLY WITH GUIDES MULTI-BEAM XL
INCHES	0 PLC ± .01 1 PLC ± .01 2 PLC ± .01 3 PLC ± .005 4 PLC ± .002 ANGLES ± .2°	PRODUCT SPEC: 108-1973	APPLICATION SPEC: 114-13038	WEIGHT: -	SIZE: A100779
MATERIAL:	FINISH:	Customer Drawing	SCALE: 3:1	SHEET: 15 OF 16	REV: G1

4805 (3/11)

LOC	DIST	REVISIONS			
P	LTN	DESCRIPTION	DATE	OWN	APVD
GP	00	SEE SHEET 1			

PART NUMBER	ROWS	SIGNAL										POWER										
		P6	I1	I0	9	8	7	6	5	4	3	2	1	P5	P4	P3	P2	P1				
4-6450160-8	D C B A	H	H	H	H	H	H	H	H													
		G	G	G																		
		F	F																			
		E	E	E	E	E	E	E	E	E	E	E	E									
5P + 44S + IP		RM																				

PART NUMBER	ROWS	SIGNAL				
		4	3	2	1	
4-6450160-9	D	H	H	H	H	
	C	G	G	G	G	
	B	F	F	F	F	
	A	E	E	E	E	
16S		HD				HD



THIS DRAWING IS A CONTROLLED DOCUMENT.

DIMENSIONS: INCHES

TOLERANCES UNLESS OTHERWISE SPECIFIED:

0 PLC	±
1 PLC	±.01
2 PLC	±.005
3 PLC	±.002
4 PLC	±.002
ANGLES	±.2°

MATERIAL FINISH

OWN: R. GRZYBOWSKI, 21FEB05
 CHK: M. PERCHERKE, 21FEB05
 APVD: M. PERCHERKE, 21FEB05

NAME: RIGHT ANGLE RECEPTACLE ASSEMBLY WITH GUIDES MULTI-BEAM XL

PRODUCT SPEC: 108-1973
 APPLICATION SPEC: 114-13038

SIZE: A1
 CAGE CODE: 6450160
 DRAWING NO: 100779

RESTRICTED TO: -

Customer Drawing

SCALE: 3:1 SHEET 16 OF 16 REV: G1

TE Connectivity