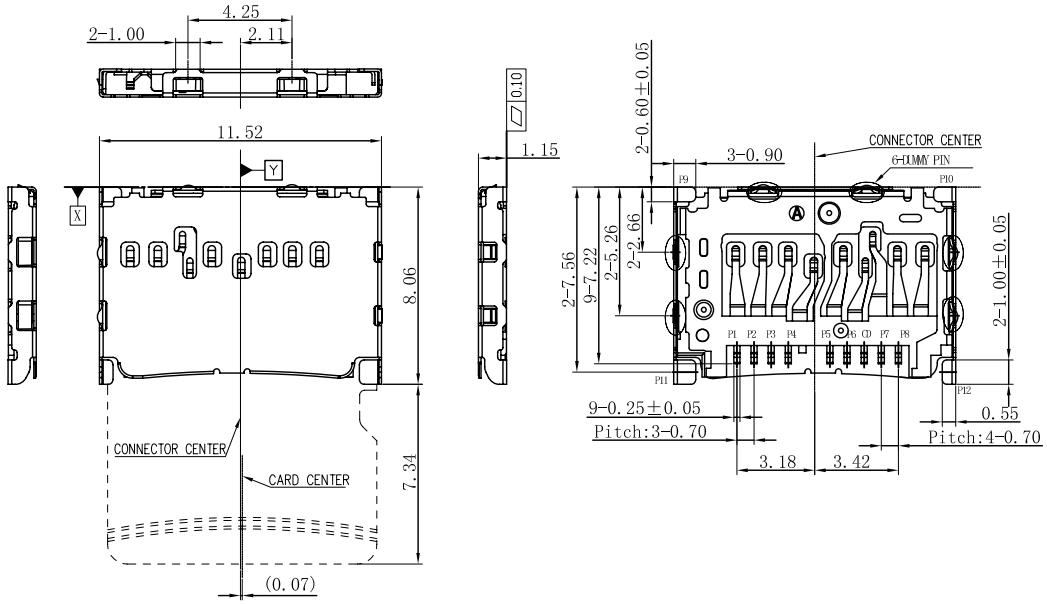

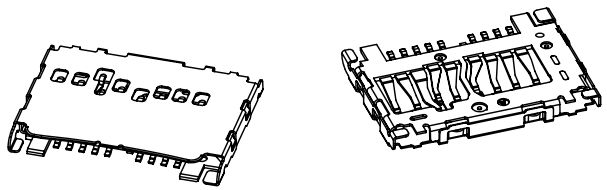

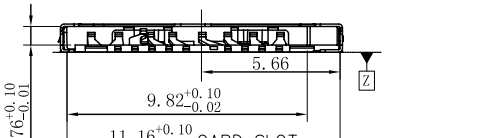

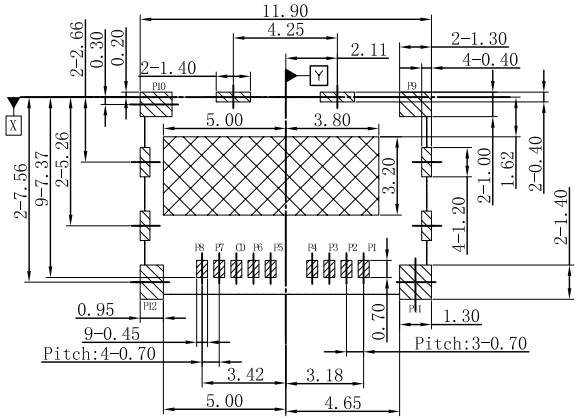

RECOMMEND P.C.B LAYOUT
(General tolerance ±0.05)

PAD AREA
KEEP OUT AREA
NO COPPER AREA
GND PATTERN ONLY

Pin Define	
P1	DAT2
P2	CD/DAT3
P3	CMD
P4	VDD
P5	CLK
P6	VSS
CD	CARD DETECT
P7	DAT0
P8	DAT1
P9-P12	GND

COMPOSITION OF DETECTION

CARD DETECT(SW)

P6 ○—/—○ CD
CARD DETECTION/SWITCH
CARD INSTALLATION:ON
NON CARD:OFF
WHEN BECOMIOG SW ON CARD INSTALLATION

NOTE:
1. Material:
   1-1 Housing:High Temperature Thermoplastic,
   (LCP MG350)Color Black UL 94V-0.
   1-2 Contact: Phosphor Bronze(C5210R-SH T=0.12mm)
   1-3 Cover: SUS304-H T=0.10mm
2. Plating:
   2-1 Contact terminal:
   Contact area: Gold 2u" Min.Middle Pd-Ni 8u" min.
   Solder area: Gold 1u" Min .
   Underplating: Ni overall 80U" Min.
   2-2 Cover:
   Underplating: Ni overall 30U" Min.
   Solder area: Gold 1u" Min .
3. Specification:
   3-1.Contact Current Rating:0.5Amperes.
   3-2.Dielectric Withstanding Voltage:AC500V r.m.s.
   3-3.Insulation Resistance:1000 Megohms
   Minimum At DC 500V.
   3-4.Contact Resistance:100 mΩ Maximum.
   3-5.Mating Cyeles:5,000 Cycles.
   3-6.Operating Temperature:-25° C~+60° C.
4. Product Compliant to RoHs Directive 2002/95/EC and ELV 2000/53/EC
5. Recommending A Metal More Than 0.15mm Thick.
   Please Confirm Solderadility, If Use A Metal Mask Less Than 0.15mm Thick.

深圳市华宇创精密电子有限公司

TOLERANCE: X.X ±0.30 X.XX ±0.25 X.XXX ±0.15 X.° ±2° X.X° ±0.5°	DRAWED BY : 陈一鸣	DATE : 2014-02-23	PART NAME: TF 卡座1.15H
	CHECKED BY: 马跃	DATE : 2014-02-23	PART NO. HYCW139-TF09-115B
			MOLD NO.
UNIT: mm [inch]	APPROVED BY: 邱敏	DATE : 2014-02-23	DRAW NO: HYC-2205311528
SCALE:1:1 SIZE: A4			SHEET NO. 1 OF 1