

*RoHS COMPLIANT



BOURNS®

Features

- Sealed construction (housing sealing according to DIN IEC 68 part 2 - 17 Qc2)
- Additional models and versions available; i.e., locking bushing for locking the shaft
- Cermet resistive element

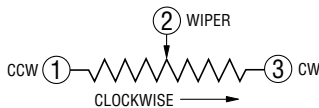
0620 - Rotary Potentiometer

Characteristics

Mechanical Angle.....285 ° +0 °/-5 °
 Starting Torque.....0.5 to 1.5 Ncm
 End Stop Strength.....40 Ncm max.
 Shaft Push-Pull Force.....50 N max.
 Resistance Range
100 ohms to 1 megohm
 Resistance Curve.....Linear
 Power Rating.....1 W
 Temperature Range.....-55 °C to +125 °C
 Rotational Life.....25,000 cycles

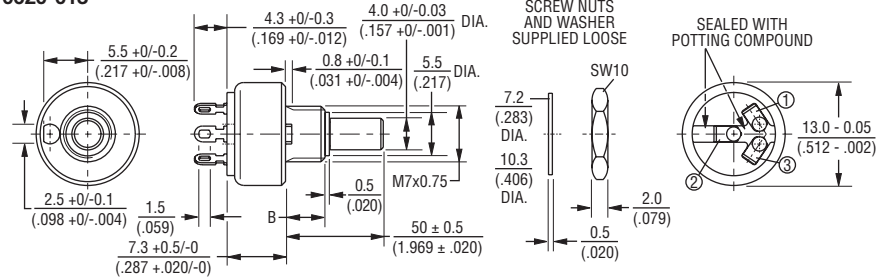
Standard Resistance Table

Resistance (Ohms)	Resistance Code
100	101
220	221
470	471
1,000	102
2,200	222
4,700	472
10,000	103
22,000	223
47,000	473
100,000	104
220,000	224
470,000	474
1,000,000	105



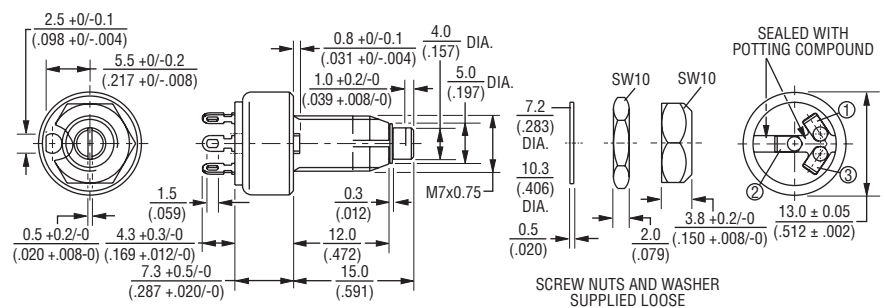
Product Dimensions

0620-013

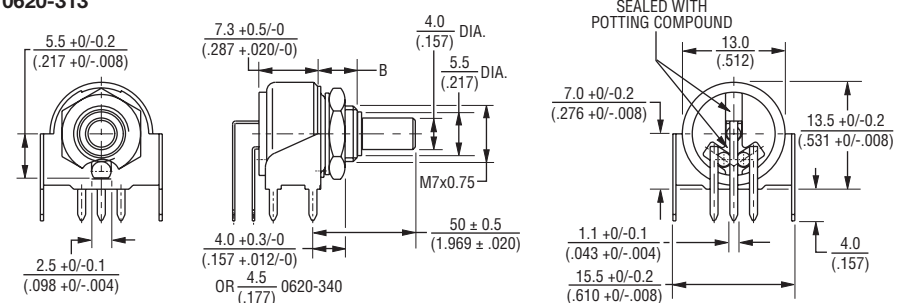


B	5.0 ± 0.05 (.197 ± .002)	8.0 ± 0.05 (.315 ± .002)	12.0 ± 0.05 (.472 ± .002)
---	-----------------------------	-----------------------------	------------------------------

0620-057

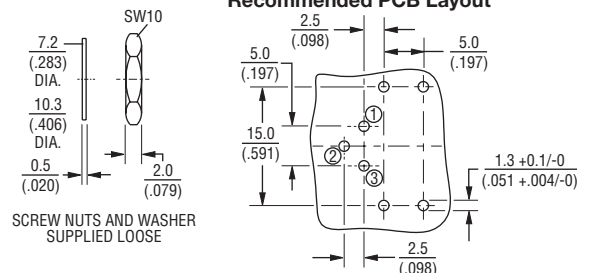


0620-313



B	8.0 ± 0.05 (.315 ± .002)	12.0 ± 0.05 (.472 ± .002)
---	-----------------------------	------------------------------

Recommended PCB Layout



DIMENSIONS ARE: $\frac{\text{MM}}{\text{(INCHES)}}$

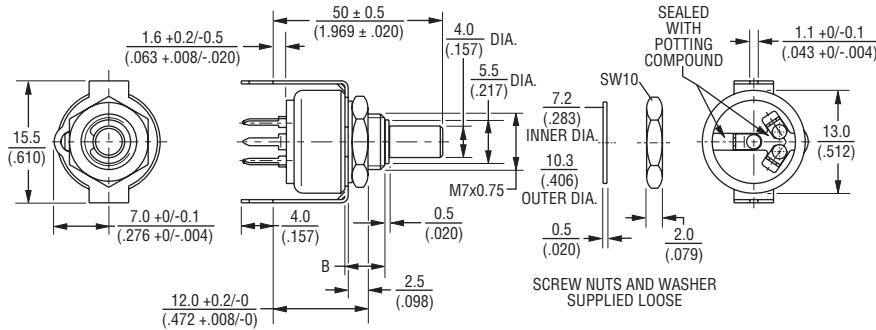
*RoHS Directive 2002/95/EC Jan 27 2003 including Annex
 Specifications are subject to change without notice.
 Customers should verify actual device performance in their specific applications.

0620 - Rotary Potentiometer

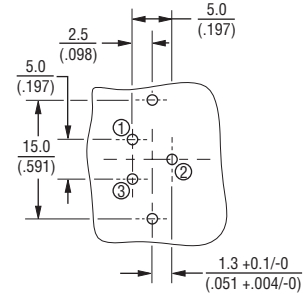
BOURNS®

Product Dimensions

0620-613



Recommended PCB Layout



B	8.0 ± 0.05 (.315 ± .002)	12.0 ± 0.05 (.472 ± .002)
---	---------------------------------	----------------------------------

How to Order

0620 - 013 U 500 - A B 103

Model Type —
• 0620

Terminal Style —
• 013 (Sealed, available with H & U bushing type only)
• 057 (Locking bushing, Available with G bushing type only)
• 313 (Available with H & U bushing types only)
• 613 (Available with H & U bushing types only)
Other versions available upon request.

Bushing & Shaft Type —
U = 7 mmD x 8 mmL, Shaft 4 mmD
H = 7 mmD x 5 mmL, Shaft 4 mmD
G = 7 mmD x 12 mmL, Shaft 4 mmD

Shaft Length —
• 500 = 50 mm
Other lengths avail. upon request.

Independent Linearity —
A = ±5 %
Other versions available upon request.

Element Taper —
B = Linear Cermet ±20 %
E = Linear Cermet ±10 %
L = Linear Cermet ±5 %

Resistance Code —
Other versions available upon request.