


B ...C7000-4000



Inline bridge

Type	Alternating Input voltage V_{VRMS} V	Repetitive peak reverse voltage V_{RRM} V	Max. admissible load capacitor C_L μF	Min. required protective resistor R_t Ω
B40 C7000-4000	40	80	10000	0,5
B80 C7000-4000	80	160	5000	1
B125 C7000-4000	125	250	2500	2
B250 C7000-5000	250	600	1500	4
B380 C7000-4000	380	800	1000	5
B500 C7000-4000	500	1000	800	6,5

Silicon-Bridge Rectifiers

B ...C7000-4000

Forward Current: 7 / 4 A

Reverse Voltage: 80 to 1000 V

Publish Data

Features

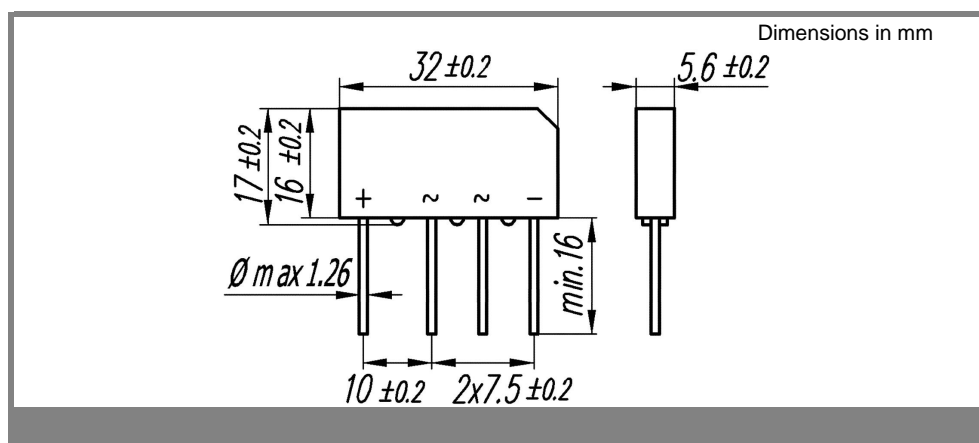
- max. solder temperature 260°C, max. 5s
- UL recognized, file no. E63532
- Standard packaging: bulk

Mechanical Data

- Plastic case 32 * 5,6 * 17 [mm]
- Weight approx. 7g
- Terminals: plated terminals solderable per IEC 68-2-20
- Mounting position : any
- Marking : Type number

Absolute Maximum Ratings		$T_c = 25^\circ C$ unless otherwise specified	
Symbol	Conditions	Values	Units
I^2t	Rating for fusing, $t < 10$ ms	310	A ² s
I_{FRM}	Repetitive peak forward current > 15 Hz	50	A
I_{FSM}	Peak forward surge current, 50 Hz half sine-wave	250	A
t_{rr}	Reverse recovery time ($I_F = A$)	/	ns
I_{FAV}	Max. averaged fwd. current, R-load, $T_A = 50^\circ C$ ¹⁾	4,8	A
I_{FAV}	Max. averaged fwd. current, C-load, $T_A = 50^\circ C$ ¹⁾	4	A
I_{FAV}	Max. current with cooling fin, R-load, $T_c = 100^\circ C$ ²⁾	8,0	A
I_{FAV}	Max. current with cooling fin, C-load, $T_c = 100^\circ C$ ²⁾	7,0	A
R_{thA}	Thermal resistance junction to ambient ¹⁾	15	K/W
R_{thC}	Thermal resistance junction to case ¹⁾		K/W
T_j	Operating junction temperature	- 50 ... + 150	°C
T_s	Storage temperature	- 50 ... + 150	°C

Characteristics		$T_c = 25^\circ C$ unless otherwise specified	
Symbol	Conditions	Values	Units
V_F	Maximum forward. voltage, $T_j = 25^\circ C$, $I_F = 7$ A	1,1	V
I_R	Maximum leakage current, $T_j = 25^\circ C$, $V_R = V_{RRM}$	10	μA
C_j	Typical junction capacitance per leg at V, MHz		pF



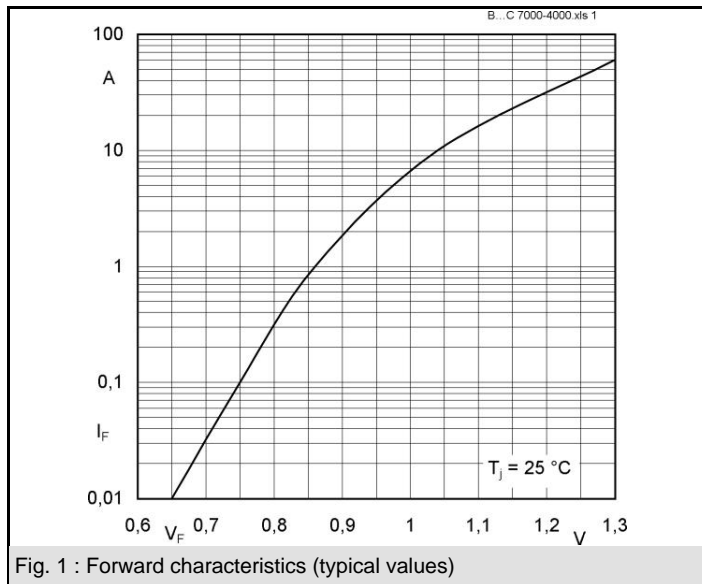


Fig. 1 : Forward characteristics (typical values)

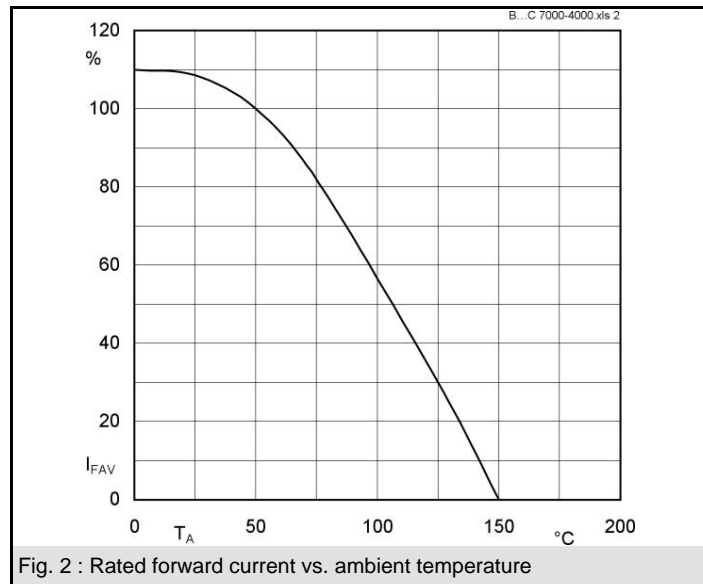


Fig. 2 : Rated forward current vs. ambient temperature