

SMBC104LH

● **FEATURES**

- * Halogen-free type
- * Compliance to RoHS product
- * Lead less chip form, no lead damage
- * Low power loss, High efficiency
- * High current capability
- * Plastic package has Underwriters Laboratory Flammability Classification 94V-0

● **APPLICATION**

- * Suitable for battery - powered circuits
- * Communication Equipment

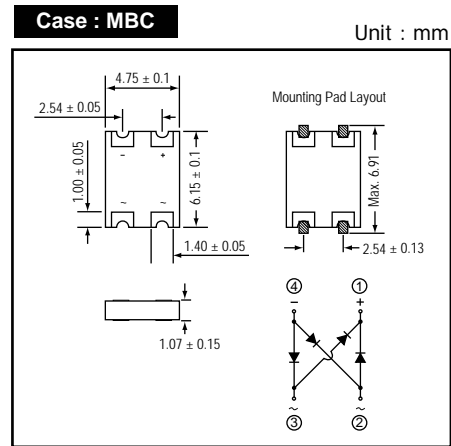
● **MECHANICAL DATA**

Case : Packed with FRP substrate and epoxy underfilled
Terminals : Pure Tin plated (Lead-Free), solderable per MIL-STD-750, Method 2026.
Polarity : Laser marking symbols
Weight : 0.07 gram

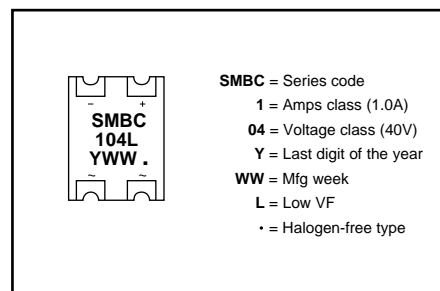
● **PACKING**

- * 5,000 pieces per 13" (330mm ± 2mm) reel
- * 2 reels per box
- * 5 boxes per carton

● **OUTLINE DIMENSIONS**



● **MARKING**



Absolute Maximum Ratings (Ta = 25 °C)

ITEM	Symbol	Conditions	Rating	Unit
Repetitive peak reverse voltage	VRRM		40	V
Average forward current	IF(AV)		1.0	A
Peak forward surge current	IFSM	8.3ms single half sine-wave	30	A
Operating storage temperature Range	Tj, TSTG		-55 to +125	°C

Electrical characteristics (Ta = 25 °C)

ITEM	Symbol	Conditions	Min.	Typ.	Max.	Unit
Forward voltage	VF	IF = 1.0A	-	0.38	0.40	V
Repetitive peak reverse current	IRRM	VR = Max. VRRM, Ta = 25 °C	-	0.50	1.0	mA
Junction capacitance	Cj	VR = 4V, f = 1.0 MHz	-	-	250	pF
Thermal resistance	Rth(JA)	Junction to ambient (NOTE)	-	110	-	°C/W
	Rth(JL)	Junction to lead (NOTE)	-	15	-	

NOTES : Thermal resistance, junction to ambient, measured on PC board with 5.0mm² (0.03mm thick) land areas.

FIG.1 - FORWARD CURRENT DERATING CURVE

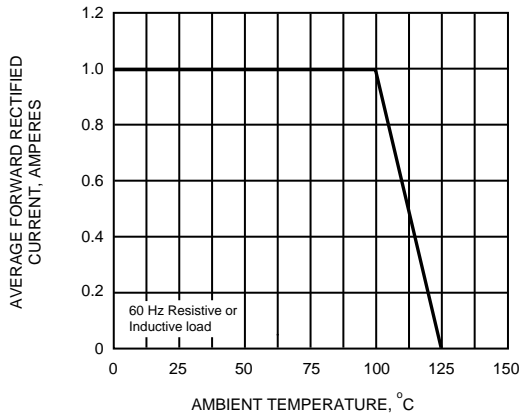


FIG.2 - MAXIMUM NON-REPETITIVE PEAK FORWARD SURGE CURRENT

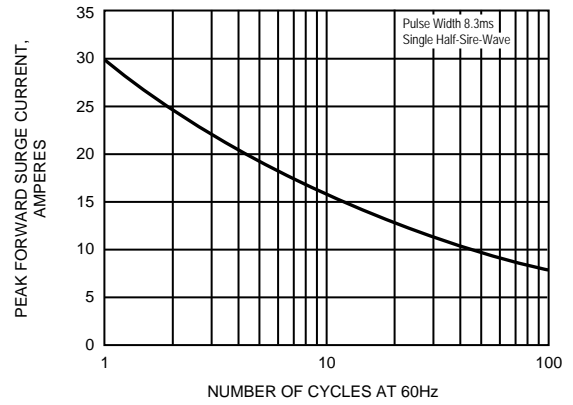


FIG.3 - TYPICAL INSTANTANEOUS FORWARD CHARACTERISTICS

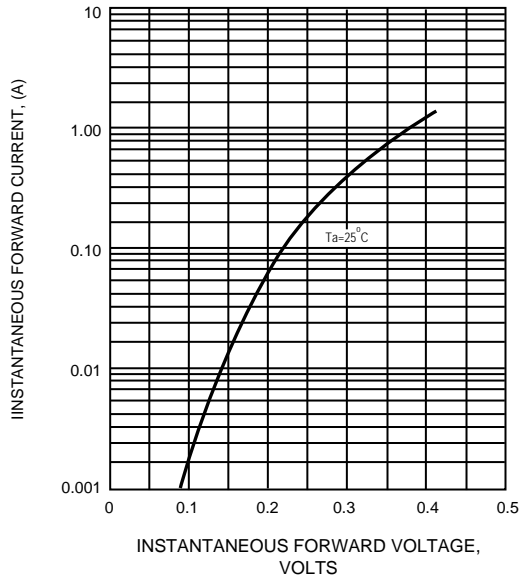


FIG.4 - TYPICAL REVERSE CHARACTERISTICS

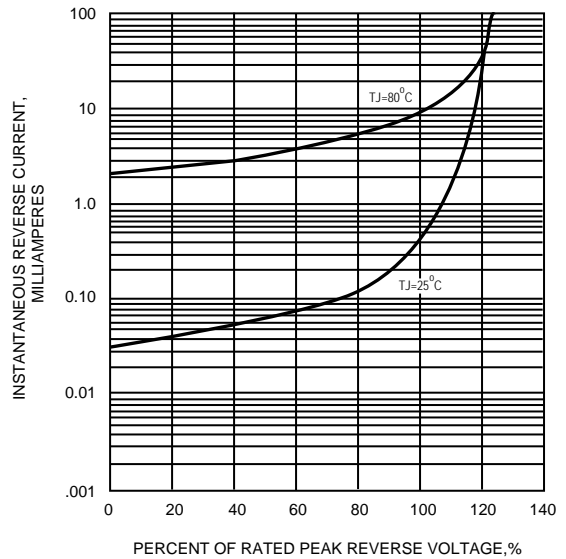


FIG.5 - TYPICAL JUNCTION CAPACITANCE

