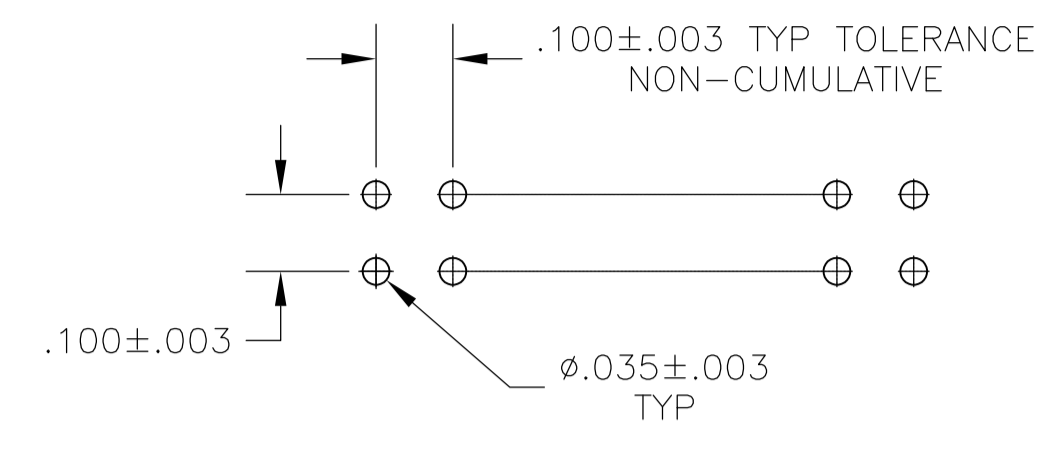
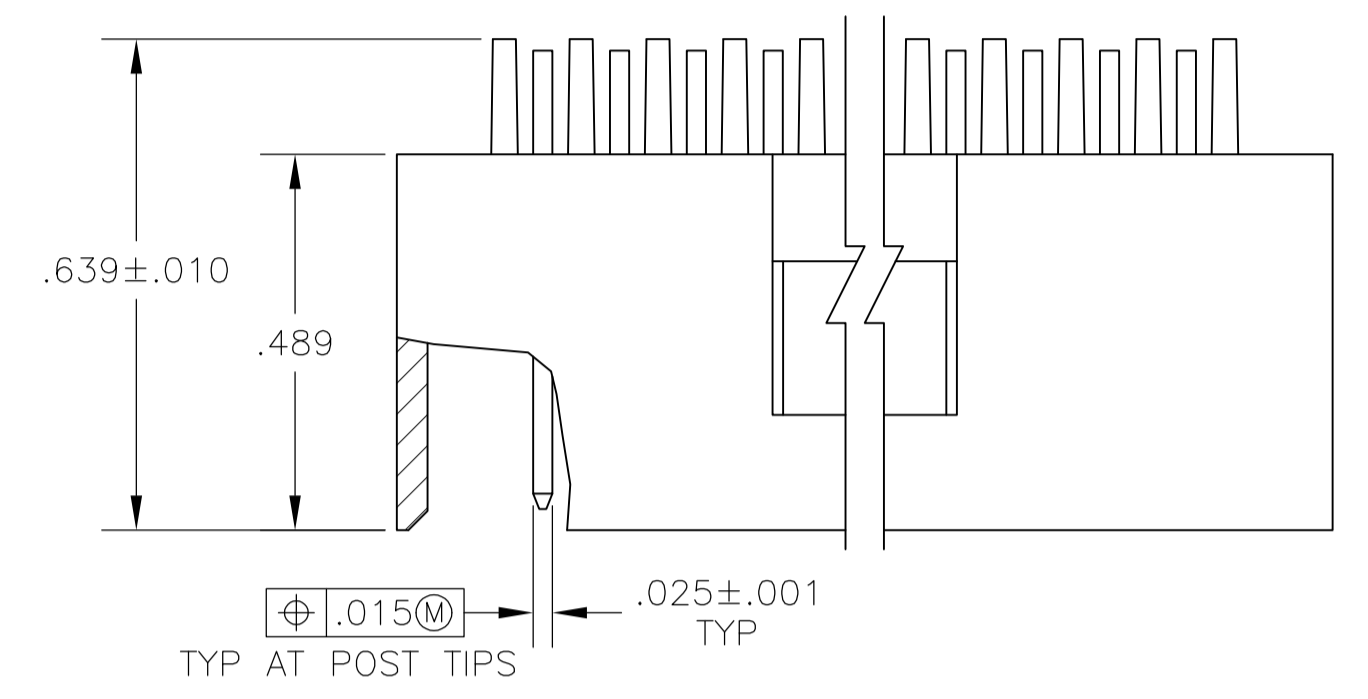


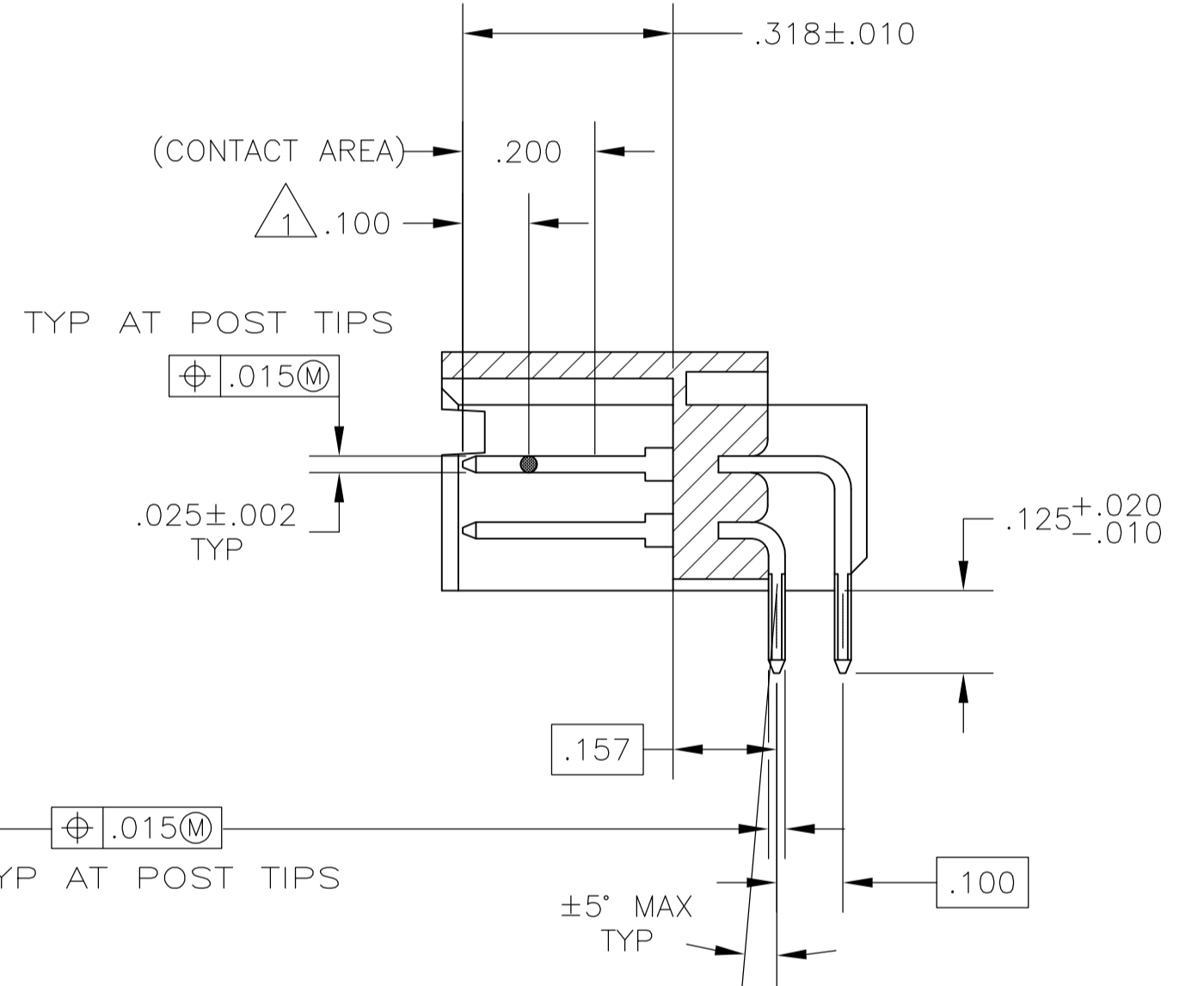
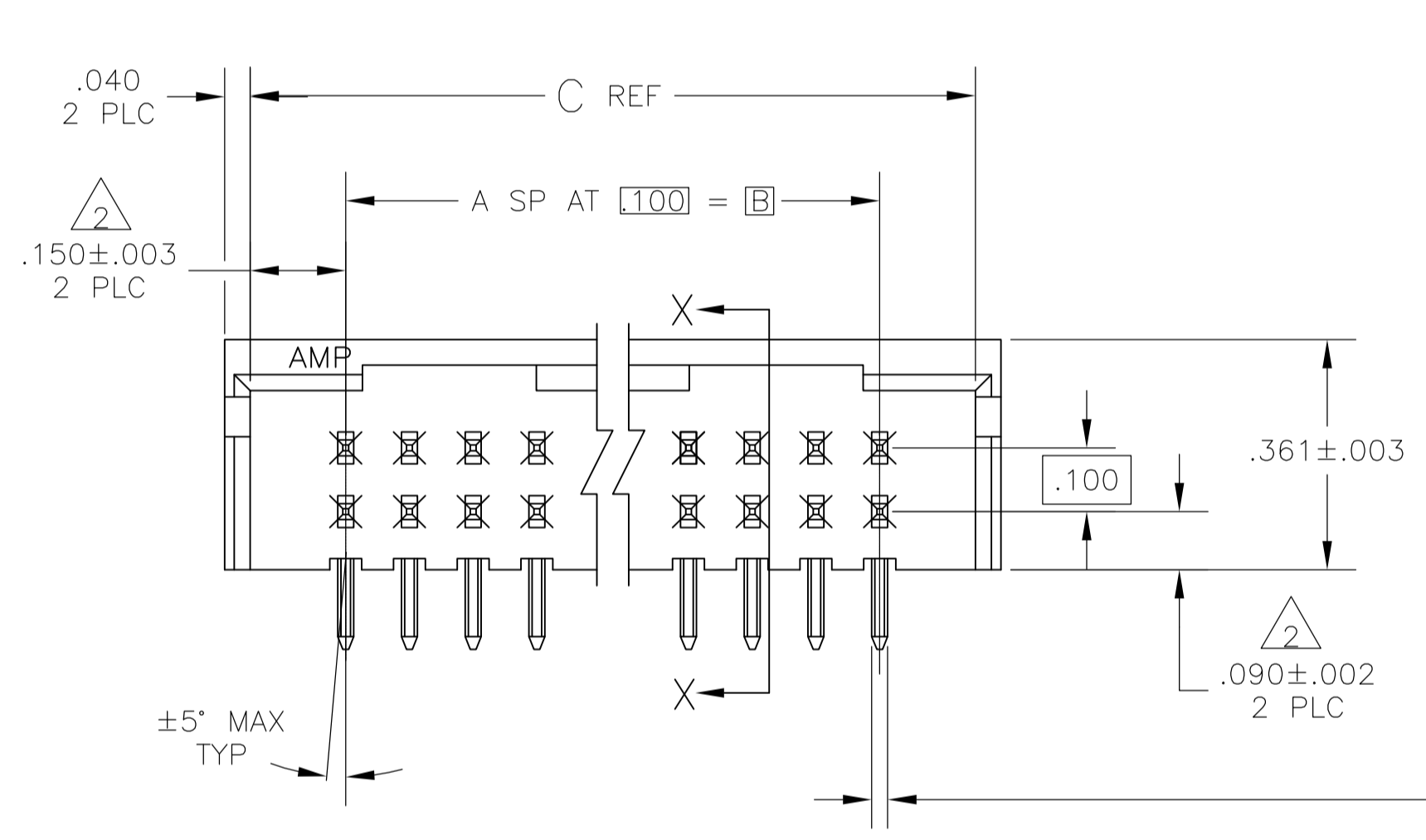
LOC		DIST		REVISIONS			
AD	00	P	LTR	DESCRIPTION	DATE	DMN	APVD
		K	EC	063C 0209 05	26APR05	BSV	JLG
		K1		REVISED PER ECO-09-020774	24AUG09	KK	AEG



RECOMMENDED HOLE LAYOUT



.015 ± .001 TYP AT POST TIPS  
.025 ± .001 TYP



SECTION X-X

- 1 POINT OF MEASUREMENT FOR PLATING THICKNESS.
- 2 THE NOTED DIMENSION APPLIES AT THE INTERSECTION OF THE POST AND HOUSING
- 3 OBSOLETE PART NUMBER
- 4 POSTS: .000015 GOLD IN CONTACT AREA, .000100-.000200 MATTE TIN-LEAD ON SOLDER TAIL, ALL OVER .000050 NICKEL.
- 5 POSTS: .000015 GOLD IN CONTACT AREA, .000100-.000200 MATTE TIN ON SOLDER TAIL, ALL OVER .000050 NICKEL.
- 6 OBSOLETE PARTS: OBSOLETE CIS STREAMLINING PER D.RENAUD/D.SINISI

PLATING	C	B	A	NO OF POSN	PART NUMBER
5	3.200	2.900	29	60	7-102620-6
5	2.700	2.400	24	50	7-102620-1
5	2.200	1.900	19	40	6-102620-6
5	1.900	1.600	16	34	6-102620-3
5	1.700	1.400	14	30	6-102620-1
5	1.500	1.200	12	26	5-102620-9
5	1.400	1.100	11	24	5-102620-8
5	1.200	.900	9	20	5-102620-6
5	1.100	.800	8	18	5-102620-5
5	1.000	.700	7	16	5-102620-4
5	.900	.600	6	14	5-102620-3
5	.800	.500	5	12	5-102620-2
5	.700	.400	4	10	5-102620-1
4	3.800	3.500	35	72	3-102620-2
4	3.700	3.400	34	70	3-102620-1
4	3.600	3.300	33	68	3-102620-0
4	3.500	3.200	32	66	2-102620-9
4	3.400	3.100	31	64	2-102620-8
4	3.300	3.000	30	62	2-102620-7
4	3.200	2.900	29	60	2-102620-6
4	3.100	2.800	28	58	2-102620-5
4	3.000	2.700	27	56	2-102620-4
4	2.900	2.600	26	54	2-102620-3
4	2.800	2.500	25	52	2-102620-2
4	2.700	2.400	24	50	2-102620-1
4	2.600	2.300	23	48	2-102620-0
4	2.500	2.200	22	46	1-102620-9
4	2.400	2.100	21	44	1-102620-8
4	2.300	2.000	20	42	1-102620-7
4	2.200	1.900	19	40	1-102620-6
4	2.100	1.800	18	38	1-102620-5
4	2.000	1.700	17	36	1-102620-4
4	1.900	1.600	16	34	1-102620-3
4	1.800	1.500	15	32	1-102620-2
4	1.700	1.400	14	30	1-102620-1
4	1.600	1.300	13	28	1-102620-0
4	1.500	1.200	12	26	102620-9
4	1.400	1.100	11	24	102620-8
4	1.300	1.000	10	22	102620-7
4	1.200	.900	9	20	102620-6
4	1.100	.800	8	18	102620-5
4	1.000	.700	7	16	102620-4
4	.900	.600	6	14	102620-3
4	.800	.500	5	12	102620-2
4	.700	.400	4	10	102620-1

THIS DRAWING IS A CONTROLLED DOCUMENT.

DIMENSIONS: INCHES. TOLERANCES UNLESS OTHERWISE SPECIFIED:

0 PLC	± -
1 PLC	± -
2 PLC	± -
3 PLC	± .005
4 PLC	± -
ANGLES	± -

MATERIAL: HOUSING: FLAME RETARDANT COLOR: BLACK POSTS: PHOS BRONZE FINISH: SEE TABLE

APPROVED: R FLICKER 17NOV87

NAME: HEADER ASSY, MOD II, DBL ROW, .100X.100 C/L, RIGHT ANGLE, (3) SIDED SHROUD

SIZE: A1 CAGE CODE: 00779 DRAWING NO: 102620

RESTRICTED TO: CUSTOMER DRAWING

SCALE: 4:1 SHEET: 1 OF 1 REV: K1