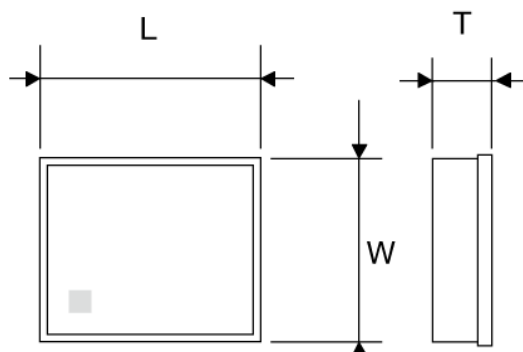


SAW Filter

FAR-F5QB-942M50-P2BB



■ Features

- Item Summary
GSM900 , Rx, 403
- Lifecycle Stage
Mass Production
- Standard packaging quantity (minimum)
Taping Embossed 5000 , 15000pcs

■ Products characteristics table

Temperature Range	-30 to +85°C
GSM	900
Use	GSM
Transmitting / Receiving	Rx Filter
Insertion Loss	1.6dB
Attenuation	28dB
RoHS Compliance	Yes
Halogen Free	Yes
Soldering Method	Reflow

■ External Dimensions

L	1.1mm +0.1:-0.1
W	0.9mm +0.1:-0.1
T	0.5mm max

2015.06.03

The data is reference only. Electrical characteristics vary depending on environment or measurement condition.
 TAIYO YUDEN reserves the right to make change to the Date at any time without notice.
 Before making final selection, please check product specification.



MSL1

* Pb Free Part

Customer Name	Standard specification	TAIYO YUDEN Mobile Technology Co., Ltd.	
System	GSM900-Rx (50/150ohm)	Date	March 31,2010
Part Number	FAR-F5QB-942M50-P2BB	Version 2.1 b	

Table 1. Electrical specifications

Pass Band (925-960MHz)						
Item	Condition (MHz)	Specification			Unit	Remarks
		Min.	Typ.	Max.		
Insertion Loss	925-960	-	1.6	2.4	dB (*1)	
Ripple	925-960	-	0.5	1.4		
Input VSWR	925-960	-	1.9	2.2	-	
Output VSWR	925-960	-	1.8	2.2	-	
Absolute attenuation	DC-880	40	63	-	dB	
	880-905	28	37	-	dB	
	905-915	20	28	-	dB	
	980-1025	25	33	-	dB	
	1025-2880	37	56	-	dB	
	2880-6000	30	48	-	dB	
Amplitude balance (S21/S31)	925-960	-1.0	-0.2/+0.4	+1.0	dB	
Phase balance ((Φ S21- Φ S31)+180)	925-960	-10	-1/+4	+10	deg	
Input impedance (Unbalanced)		50			Ohm	
Output impedance (Balanced)		150//82nH			Ohm	
Operating temperature		-30 to +85			°C	

(*1) These data include loss that comes from the test board.



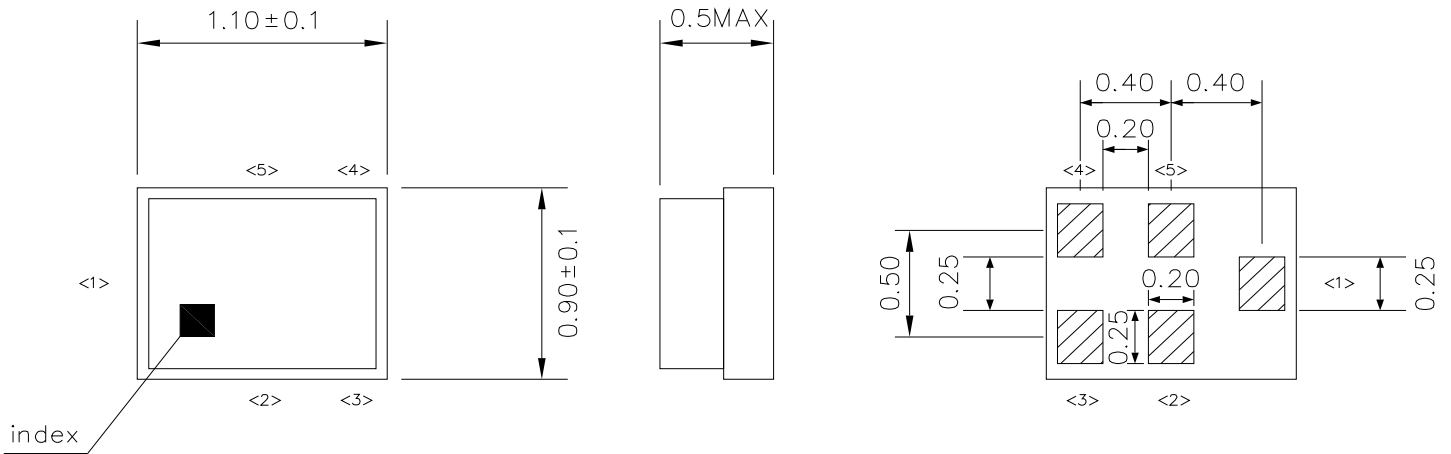
MSL1

* Pb Free Part

Customer Name	Standard specification	TAIYO YUDEN Mobile Technology Co.,Ltd.	
System	GSM900-Rx (50/150ohm)	Date	March 31,2010
Part Number	FAR-F5QB-942M50-P2BB	Version 2.1 b	

Dimensions

Device size: 1.1yp. x 0.9typ. x 0.5max.

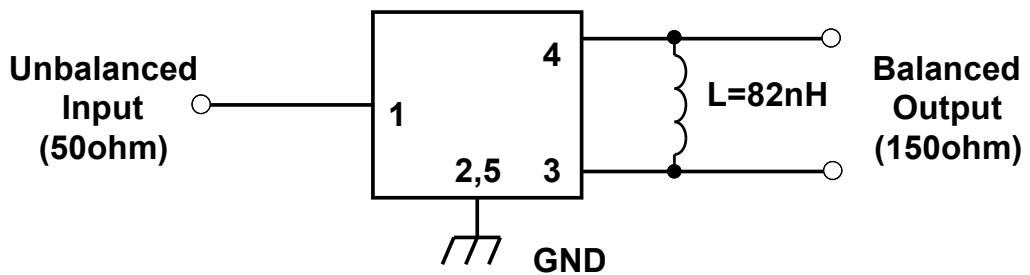


Unit : mm

Pin Configuration

Pin No.	Symbol	Function
1	IN	Unbalanced pin
2	GND	Ground
3	OUT	Balanced pin
4	OUT	Balanced pin
5	GND	Ground

Evaluation Circuit





MSL1

* Pb Free Part

Customer Name	Standard specification	TAIYO YUDEN Mobile Technology Co.,Ltd.	
System	GSM900-Rx (50/150ohm)	Date	March 31,2010
Part Number	FAR-F5QB-942M50-P2BB	Version 2.1 b	

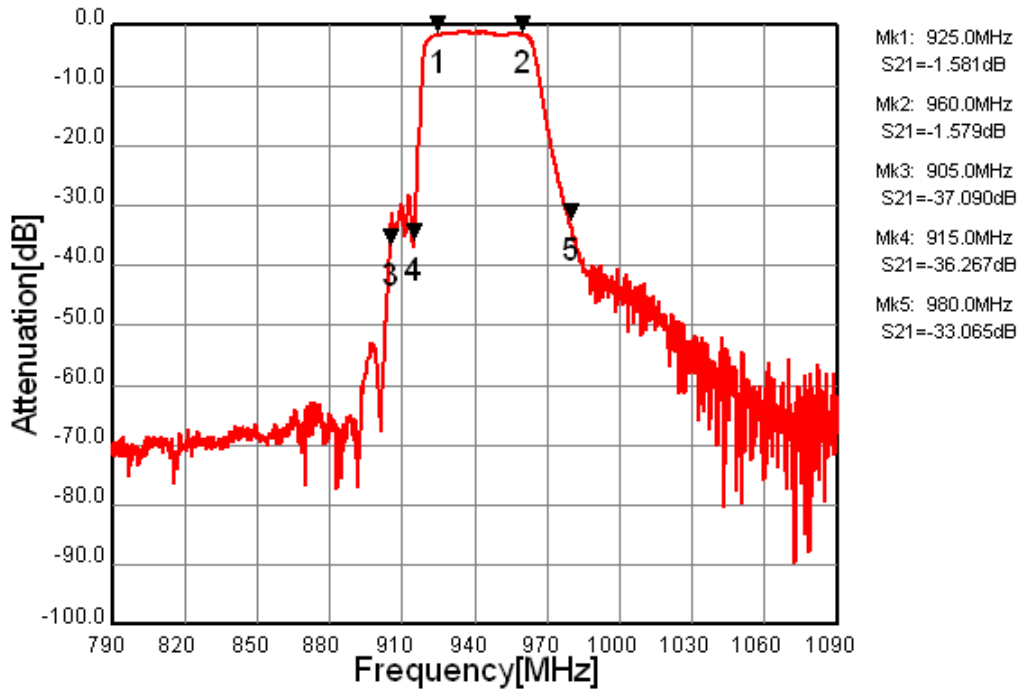


Fig.1 Pass-band Characteristic

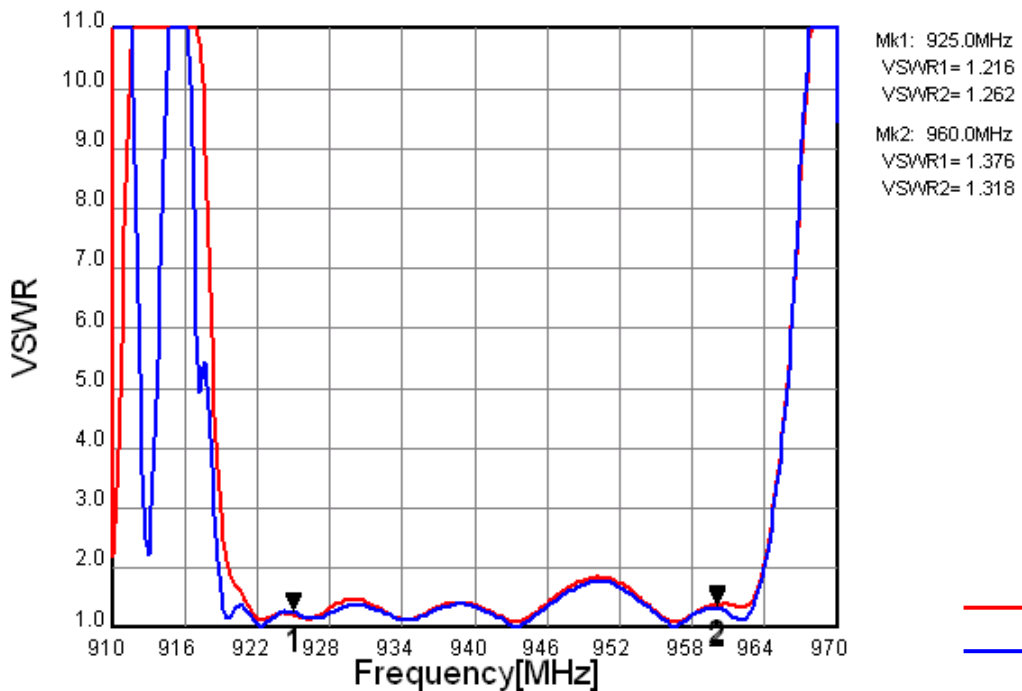


Fig.2 VSWR

— Input
— Output



MSL1

* Pb Free Part

Customer Name	Standard specification	TAIYO YUDEN Mobile Technology Co.,Ltd.	
System	GSM900-Rx (50/150ohm)	Date	March 31,2010
Part Number	FAR-F5QB-942M50-P2BB	Version 2.1 b	

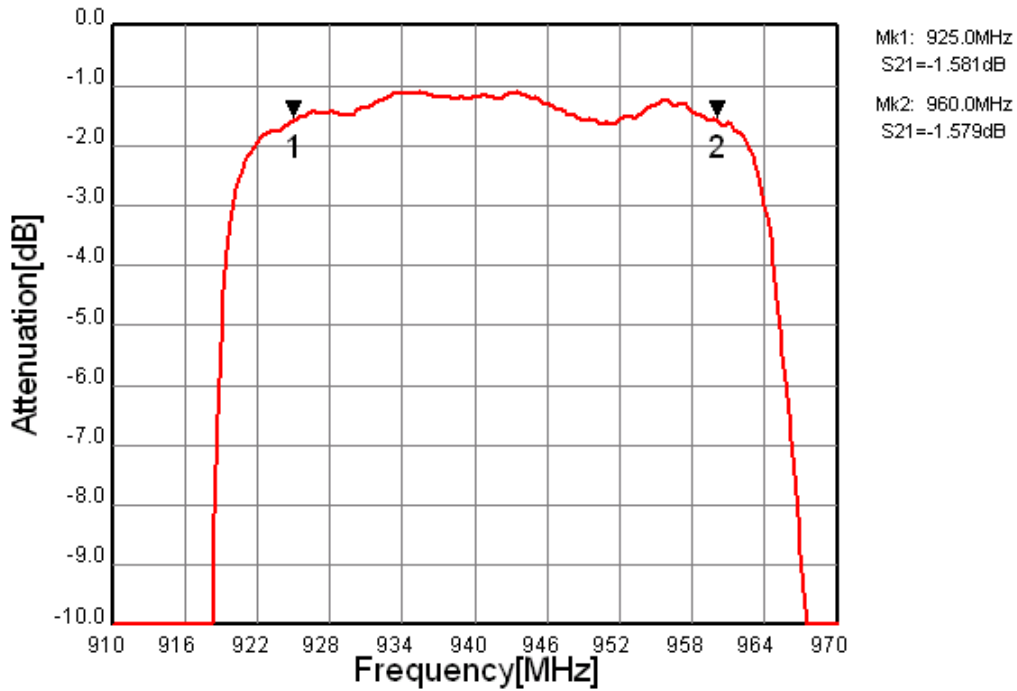


Fig.3 In-band Characteristic

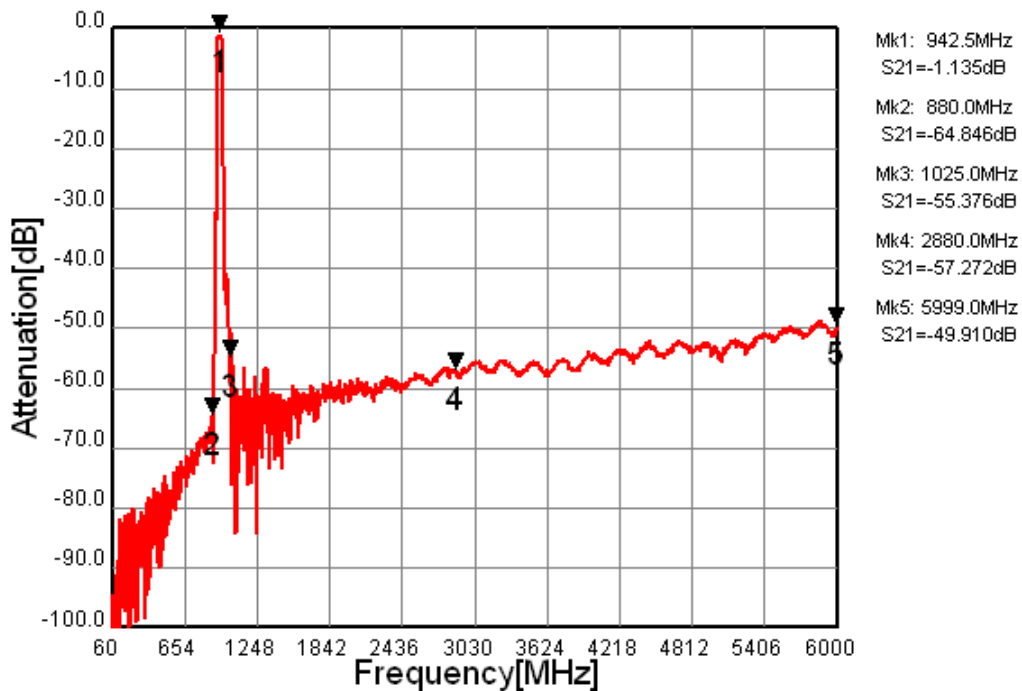


Fig.4 Wide-band Characteristic



MSL1

* Pb Free Part

Customer Name	Standard specification	TAIYO YUDEN Mobile Technology Co.,Ltd.	
System	GSM900-Rx (50/150ohm)	Date	March 31,2010
Part Number	FAR-F5QB-942M50-P2BB	Version 2.1 b	

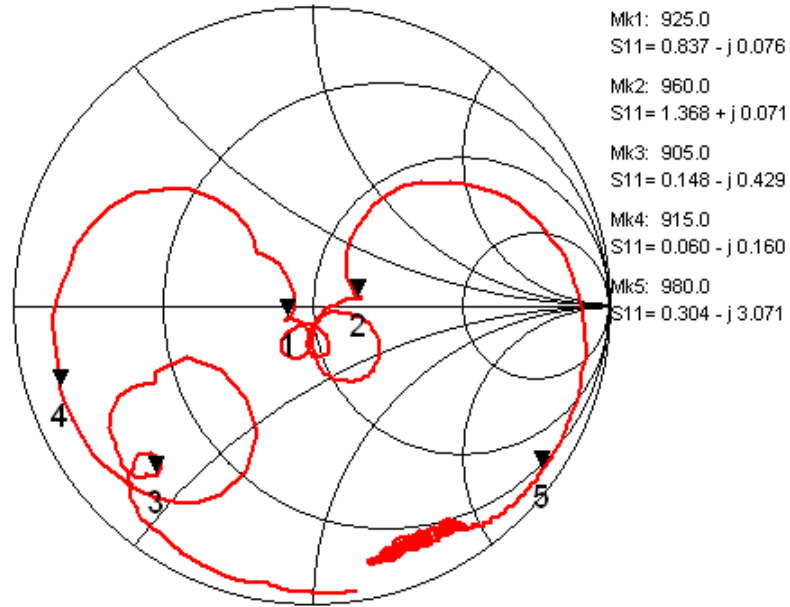


Fig.5 Impedance (S11)

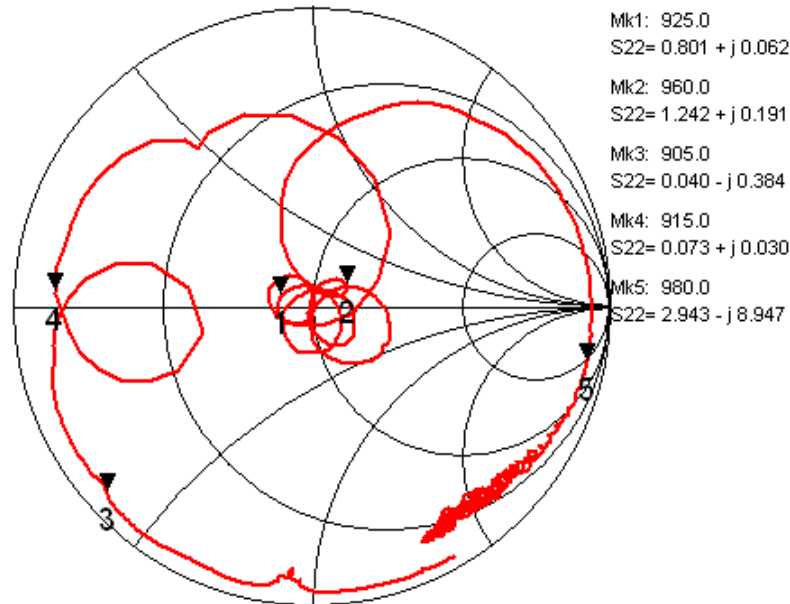


Fig.6 Impedance (S22)



MSL1

* Pb Free Part

Customer Name	Standard specification	TAIYO YUDEN Mobile Technology Co.,Ltd.	
System	GSM900-Rx (50/150ohm)	Date	March 31,2010
Part Number	FAR-F5QB-942M50-P2BB	Version 2.1 b	

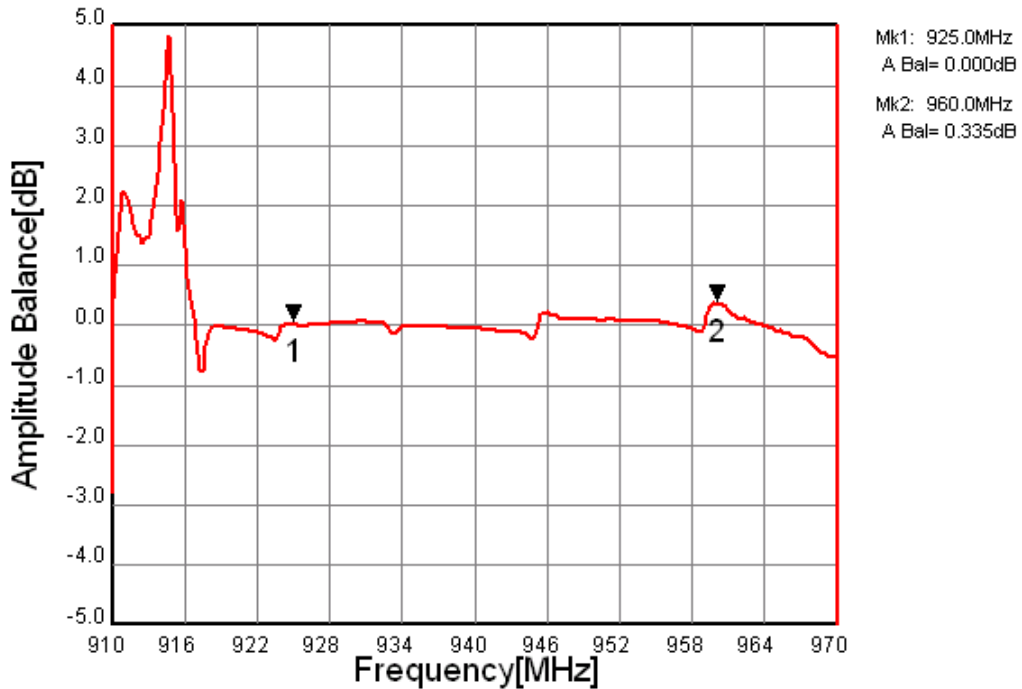


Fig.7 Amplitude Balance

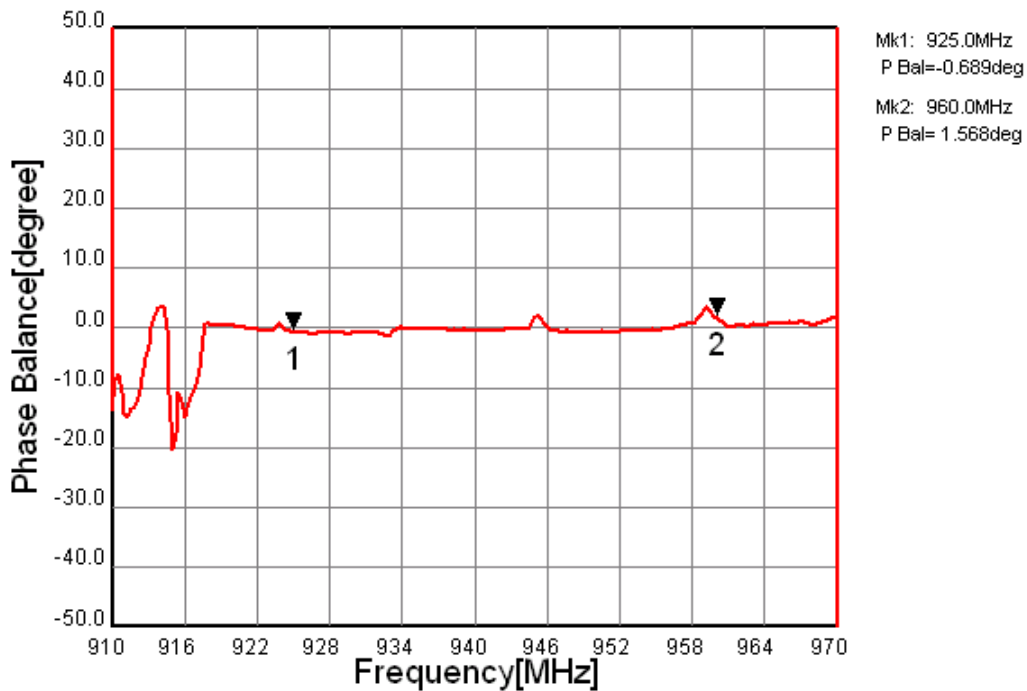


Fig.8 Phase Balance