



Micro Commercial Components
 21201 Itasca Street Chatsworth
 CA 91311
 Phone: (818) 701-4933
 Fax: (818) 701-4939

MBR3030CT THRU MBR3060CT

Features

- Metal of silicon rectifier, majority carrier conducton
- Guard ring for transient protection
- Low power loss high efficiency
- High surge capacity, High current capability

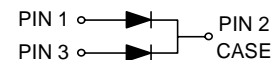
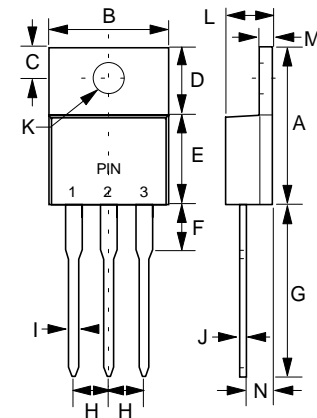
30 Amp Schottky Barrier Rectifier 30 to 60 Volts

Maximum Ratings

- Operating Temperature: -55°C to +150°C
- Storage Temperature: -55°C to +175°C

MCC Part Number	Maximum Rcurrent Peak Reverse Voltage	Maximum RMS Voltage	Maximum DC Blocking Voltage
MBR3030CT	30V	21V	30V
MBR3035CT	35V	24.5V	35V
MBR3040CT	40V	28V	40V
MBR3045CT	45V	31.5V	45V
MBR3050CT	50V	35V	50V
MBR3060CT	60V	42V	60V

TO-220AB



Electrical Characteristics @ 25°C Unless Otherwise Specified

Average Forward Current	$I_{F(AV)}$	30 A	$T_C = 100^\circ\text{C}$
Peak Forward Surge Current	I_{FSM}	200A	8.3ms, half sine
Maximum Instantaneous Forward Voltage	V_F	.84 V .95 V .72 V .85 V	$I_{FM} = 30.0A;$ $T_J = 25^\circ\text{C}$
MBR3030CT-3045CT			$T_J = 125^\circ\text{C}$
MBR3050CT-3060CT			
MBR3030CT-3045CT MBR3050CT-3060CT			
Maximum DC Reverse Current At Rated DC Blocking Voltage	I_R	0.2mA	$T_J = 25^\circ\text{C}$
Typical Junction Capacitance	C_J	450pF 400pF	Measured at 1.0MHz, $V_R=4.0V$
MBR3030CT-3045CT			
MBR3050CT-3060CT			

DIM	INCHES		MM		NOTE
	MIN	MAX	MIN	MAX	
A	.560	.625	14.22	15.88	
B	.380	.420	9.65	10.67	
C	.100	.135	2.54	3.43	
D	.230	.270	5.84	6.86	
E	.380	.420	9.65	10.67	
F	-----	.250	-----	6.35	
G	.500	.580	12.70	14.73	
H	.090	.110	2.29	2.79	
I	.020	.045	0.51	1.14	
J	.012	.025	0.30	0.64	
K	.139	.161	3.53	4.09	∅
L	.140	.190	3.56	4.83	
M	.045	.055	1.14	1.40	
N	.080	.115	2.03	2.92	

RATING AND CHARACTERISTIC CURVES

MBR3030CT thru MBR3060CT

FIG.1 - FORWARD CURRENT DERATING CURVE

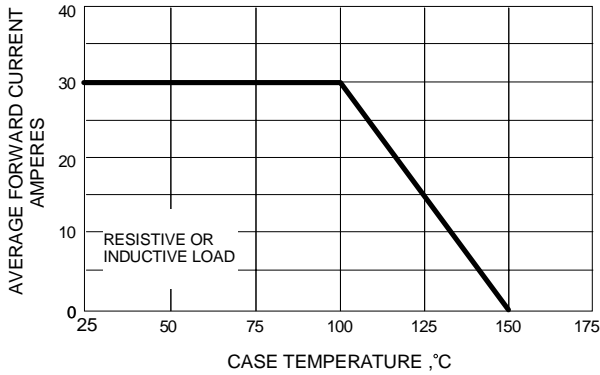


FIG.2 - MAXIMUM NON-REPETITIVE SURGE CURRENT

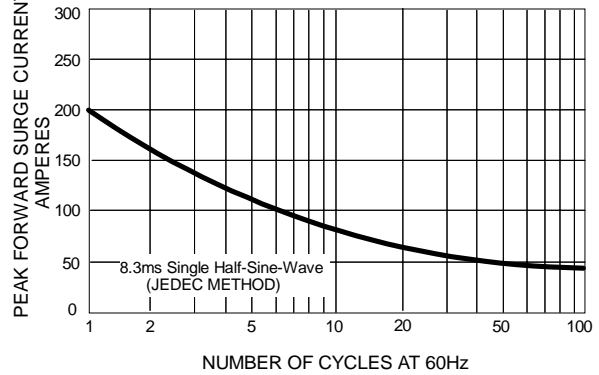


FIG.3 - TYPICAL REVERSE CHARACTERISTICS

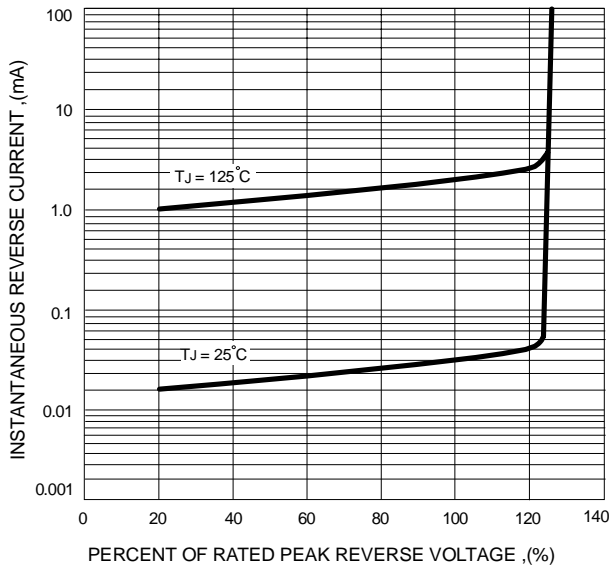


FIG.4 - TYPICAL FORWARD CHARACTERISTICS

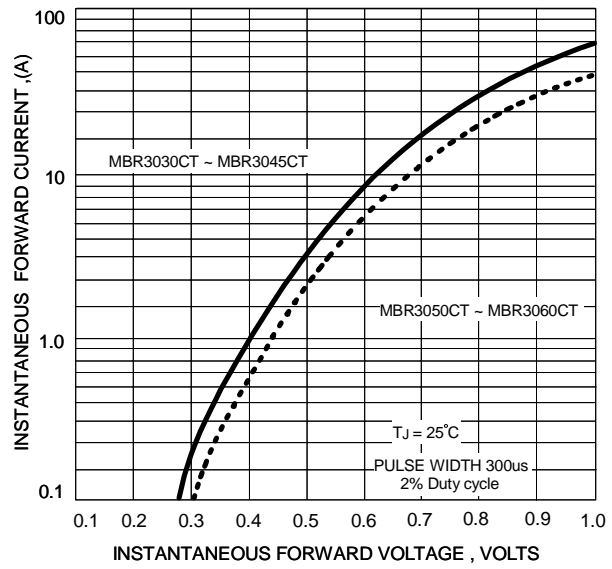


FIG.5 - TYPICAL JUNCTION CAPACITANCE

