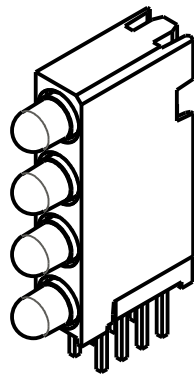


DIALIGHT PART NUMBER	LED COLOR			
	POSITION 1	POSITION 2	POSITION 3	POSITION 4
568-0700-044F	** BLANK **	** BLANK **	YELLOW/GREEN	YELLOW/GREEN
568-0700-111F	** BLANK **	RED/GREEN	RED/GREEN	RED/GREEN
568-0700-444F	** BLANK **	YELLOW/GREEN	YELLOW/GREEN	YELLOW/GREEN
568-0701-000F	RED/GREEN	** BLANK **	** BLANK **	** BLANK **
568-0701-001F	RED/GREEN	** BLANK **	** BLANK **	RED/GREEN
568-0701-041F	RED/GREEN	** BLANK **	YELLOW/GREEN	RED/GREEN
568-0701-100F	RED/GREEN	RED/GREEN	** BLANK **	** BLANK **
568-0701-101F	RED/GREEN	RED/GREEN	** BLANK **	RED/GREEN
568-0701-110F	RED/GREEN	RED/GREEN	RED/GREEN	** BLANK **
568-0701-111F	RED/GREEN	RED/GREEN	RED/GREEN	RED/GREEN
568-0701-144F	RED/GREEN	RED/GREEN	YELLOW/GREEN	YELLOW/GREEN
568-0701-411F	RED/GREEN	YELLOW/GREEN	RED/GREEN	RED/GREEN
568-0701-414F	RED/GREEN	YELLOW/GREEN	RED/GREEN	YELLOW/GREEN
568-0701-444F	RED/GREEN	YELLOW/GREEN	YELLOW/GREEN	YELLOW/GREEN
568-0702-211F	GREEN	GREEN	RED/GREEN	RED/GREEN
568-0702-244F	GREEN	GREEN	YELLOW/GREEN	YELLOW/GREEN
568-0704-144F	YELLOW/GREEN	RED/GREEN	YELLOW/GREEN	YELLOW/GREEN
568-0704-400F	YELLOW/GREEN	YELLOW/GREEN	** BLANK **	** BLANK **
568-0704-411F	YELLOW/GREEN	YELLOW/GREEN	RED/GREEN	RED/GREEN
568-0704-444F	YELLOW/GREEN	YELLOW/GREEN	YELLOW/GREEN	YELLOW/GREEN
568-0704-511F	YELLOW/GREEN	RED/YELLOW	RED/GREEN	RED/GREEN
568-2200-111F	** BLANK **	RED TINTED NON-DIFFUSED	RED TINTED NON-DIFFUSED	RED TINTED NON-DIFFUSED

### RoHS Compliant 568-07xx-xxxF and 568-2200-111F

Part Numbers with the "F" suffix ending are RoHS Compliant.  
 Example: 568-0700-044F, 568-0704-444F, 568-2200-111F.  
 The bag packaging is marked with "RoHS Compliant" label or equivalent markings. Parts can be wave soldered, dip soldered, or hand soldered using typical lead-free soldering process with max 260°C temp. for 5 sec.

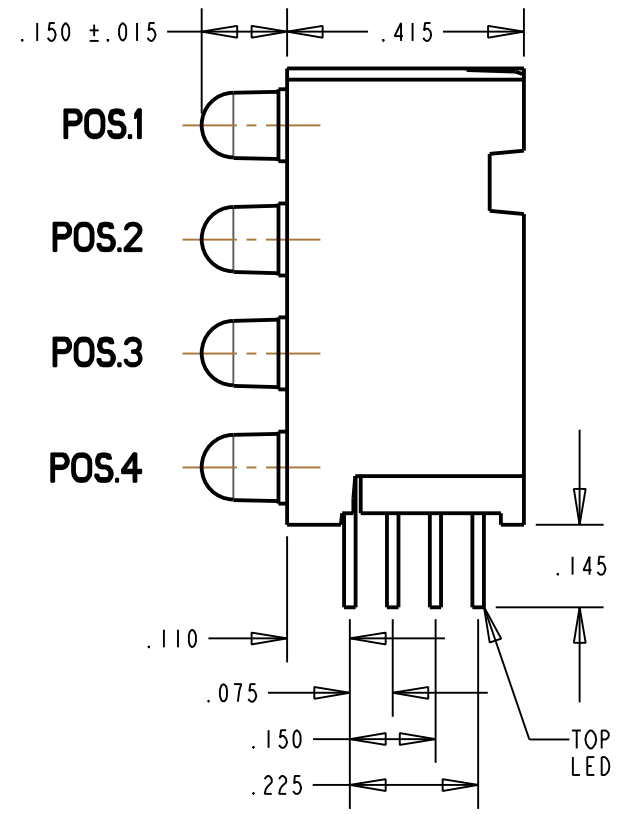
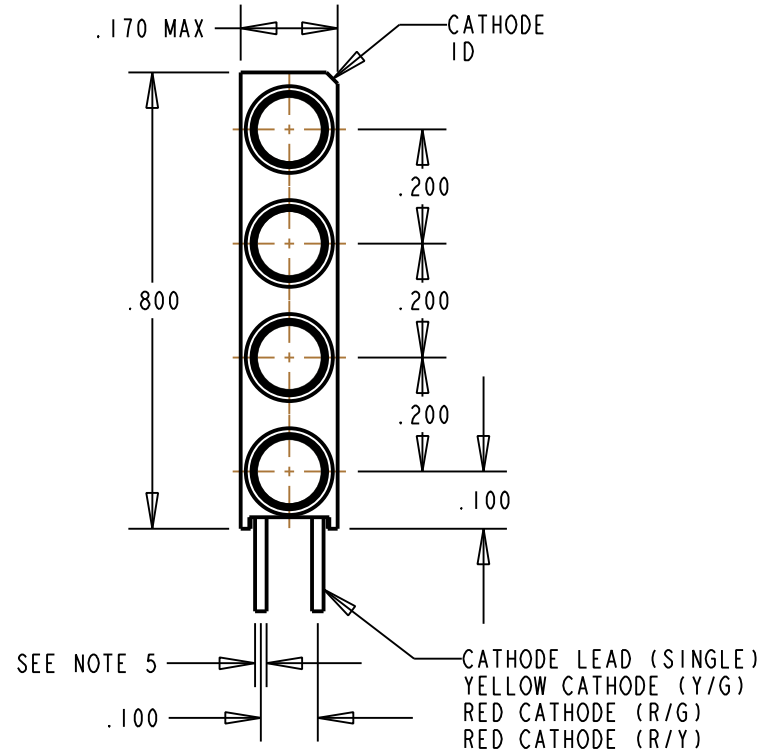


SCALE 2.000

**NOTES:**

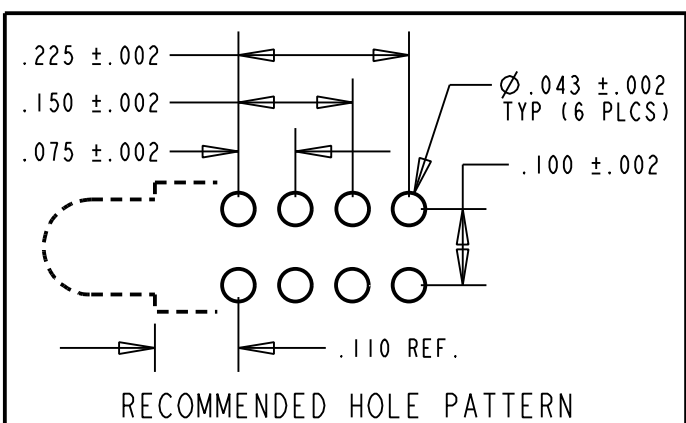
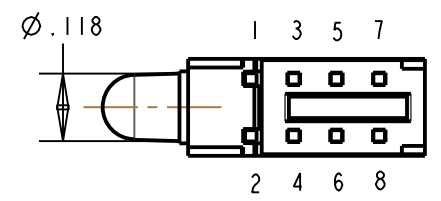
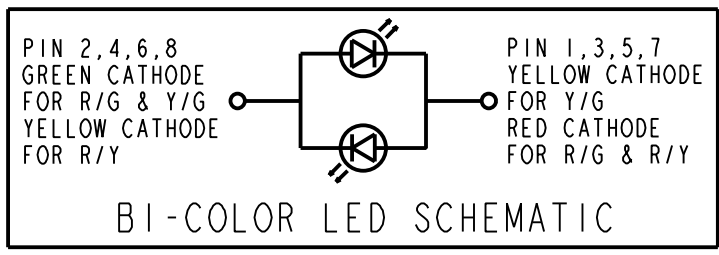
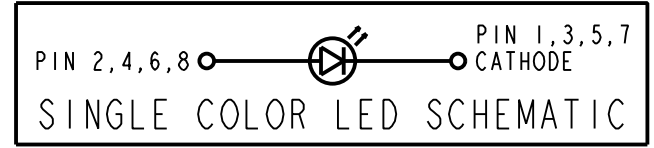
- LEADS TO FIT INTO HOLES SPACED AS PER HOLE PATTERN
- LEADS TO BE FREE OF DEFORMATION AFTER BENDING AND CUTTING.
- LED LEAD DIMENSIONS SHOWN ARE MEASURED AT HOUSING EXIT.
- WHEN A ZERO APPEARS IN THE LAST 4 DIGITS OF THE PART NUMBER THIS MEANS NO LED REQUIRED IN THAT POSITION
- LED LEAD THICKNESS: .020 SQ NOM = BI-COLOR  
.018 x .016 = SINGLE COLOR
- DIALIGHT PART NUMBERS: 568-07XX-XXxF AND 568-2200-111F

REV	ECN NO	REVISIONS	DRN	CKD	APP	DATE
A	—	NEW RELEASE	TWC	TC	N.O.	8-9-05
B	—	ADDED P/N 568-0701-041F; .225±.002 HOLE PATTERN WAS .226±.002	TWC	MES	N.O.	11-16-05
C	—	ADDED P/N 568-0701-001F.	SM	MES	N.O.	7-18-05
D	—	ADDED P/N 568-0700-044F.	MES	AV	N.O.	1-5-07
E	—	ADDED P/N 568-0704-511F.	KLJ	N.O.	MES	3-5-09
F	—	ADDED P/N'S 568-0702-211F, -244F.	KLJ	JLC	N.O.	6-8-09



**OPERATING CHARACTERISTICS AT 25°C AMBIENT**

LED COLOR	LUMINOUS INTENSITY TEST CONDITION	LUMINOUS INTENSITY (mcd)		FORWARD VOLTAGE @ I <sub>F</sub> = 20 mA (V)		REVERSE CURRENT (μA)	DOMINANT WAVELENGTH (nm)	PEAK WAVELENGTH (nm)	VIEWING ANGLE (DEG)
		MIN	TYP	TYP	MAX				
RED TINTED NON-DIFF.	I <sub>F</sub> = 10mA	8.7	29	2.0	2.8	100 @ V <sub>R</sub> =5V	623	630	45
R/G DIFFUSED BI-COLOR LED	RED I <sub>F</sub> = 10mA	2.5	4.7	2.0	2.8	100 @ V <sub>R</sub> =5V	621	635	60
	GREEN I <sub>F</sub> = 10mA	3.7	10	2.1	2.8	100 @ V <sub>R</sub> =5V	569	565	60
Y/G DIFFUSED BI-COLOR LED	YELLOW I <sub>F</sub> = 10mA	2.5	4.3	2.1	2.8	100 @ V <sub>R</sub> =5V	588	585	80
	GREEN I <sub>F</sub> = 10mA	2.5	6.3	2.1	2.8	100 @ V <sub>R</sub> =5V	569	565	80
R/Y DIFFUSED BI-COLOR LED	RED I <sub>F</sub> = 20mA	1.7	5.6	2.0	2.8	100 @ V <sub>R</sub> =5V	—	630	80
	YELLOW I <sub>F</sub> = 20mA	1.7	5.6	2.1	2.8	100 @ V <sub>R</sub> =5V	—	585	80



THIS DRAWING AND THE CONTENTS HEREIN ARE CONFIDENTIAL AND THE SOLE PROPERTY OF DIALIGHT. REPRODUCTION OF THIS DRAWING OR CONSTRUCTION OF ANY PARTS WITHIN THIS DRAWING ARE FORBIDDEN WITHOUT THE WRITTEN CONSENT OF DIALIGHT.

SCALE: 3.000  
 ALL DIM'S IN: INCHES (\*\*\*)  
 TOLERANCES: UNLESS OTHERWISE SPECIFIED  
 FRACTIONS: ±1/64  
 DECIMALS (.XX): ±.02  
 DECIMALS (.XXX): ±.010  
 ANGLES: ±3°  
 FINISH:

DRAWING NUMBER: C-17280  
 REV: F  
 TITLE: STANDARD 4X1 CBI BLOCK  
 RoHS COMPLIANT  
 MATERIAL:  
 Dialight 1501 ROUTE 34 SOUTH FARMINGDALE, NJ 07727  
 SHEET 1 OF 1 FAMILY TABLE:  
 FSCM 83330

ABSOLUTE MAXIMUM RATINGS AT 25°C AMBIENT	RED TINTED NON-DIFF.	R/G BI-COLOR		Y/G BI-COLOR		Y/R BI-COLOR		UNITS
		RED	GREEN	YELLOW	GREEN	YELLOW	RED	
POWER DISSIPATION	100	100	100	60	100	60	100	mW
CONTINUOUS FORWARD CURRENT	30	30	30	20	30	20	30	mA
PEAK FORWARD CURRENT (1/10 DUTY CYCLE, 0.1 ms PULSE WIDTH)	120	120	120	80	120	80	120	mA
DERATE LINEARLY FROM 50°C	0.4	0.4	0.4	0.25	0.4	0.25	0.4	mA/°C
REVERSE VOLTAGE	5	5	5	5	5	5	5	V
STORAGE TEMPERATURE	-55 TO +100							°C
OPERATING TEMPERATURE	-55 TO +100							°C
SOLDERING TEMPERATURE, FOR 5 SEC	260							°C