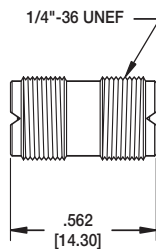


RF2 TYPE 07
SMA DOUBLE FEMALE ADAPTOR



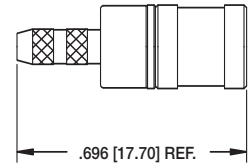
RF2-07-T-AS-50



RF3 TYPE 01
SMB MALE CRIMP



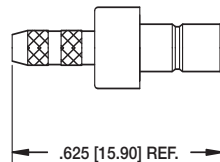
RF3-01-T-01-50-G



RF3 TYPE 02
SMB FEMALE CRIMP



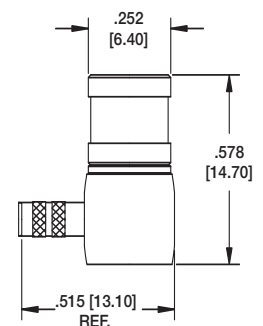
RF3-02-T-01-50-G




RF3 TYPE 03
SMB MALE RIGHT ANGLE CRIMP



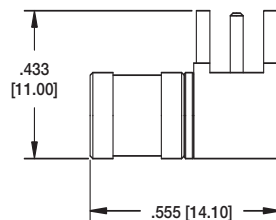
RF3-03-T-03-75-G



RF3 TYPE 04
SMB RIGHT ANGLE MALE PCB MOUNT



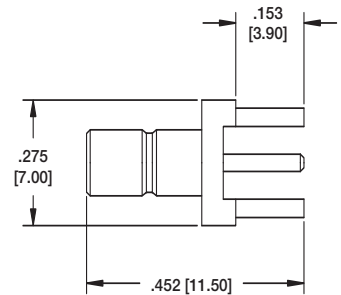
RF3-04-T-00-50-G



RF3 TYPE 05
SMB FEMALE PCB MOUNT



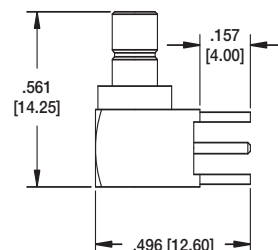
RF3-05-T-00-50-G



RF3 TYPE 06
SMB RIGHT ANGLE FEMALE PCB MOUNT



RF3-06-T-00-50-G



RF4 TYPE 01
F FEMALE RIGHT ANGLE PCB MOUNT



RF4-01-T-00-75

