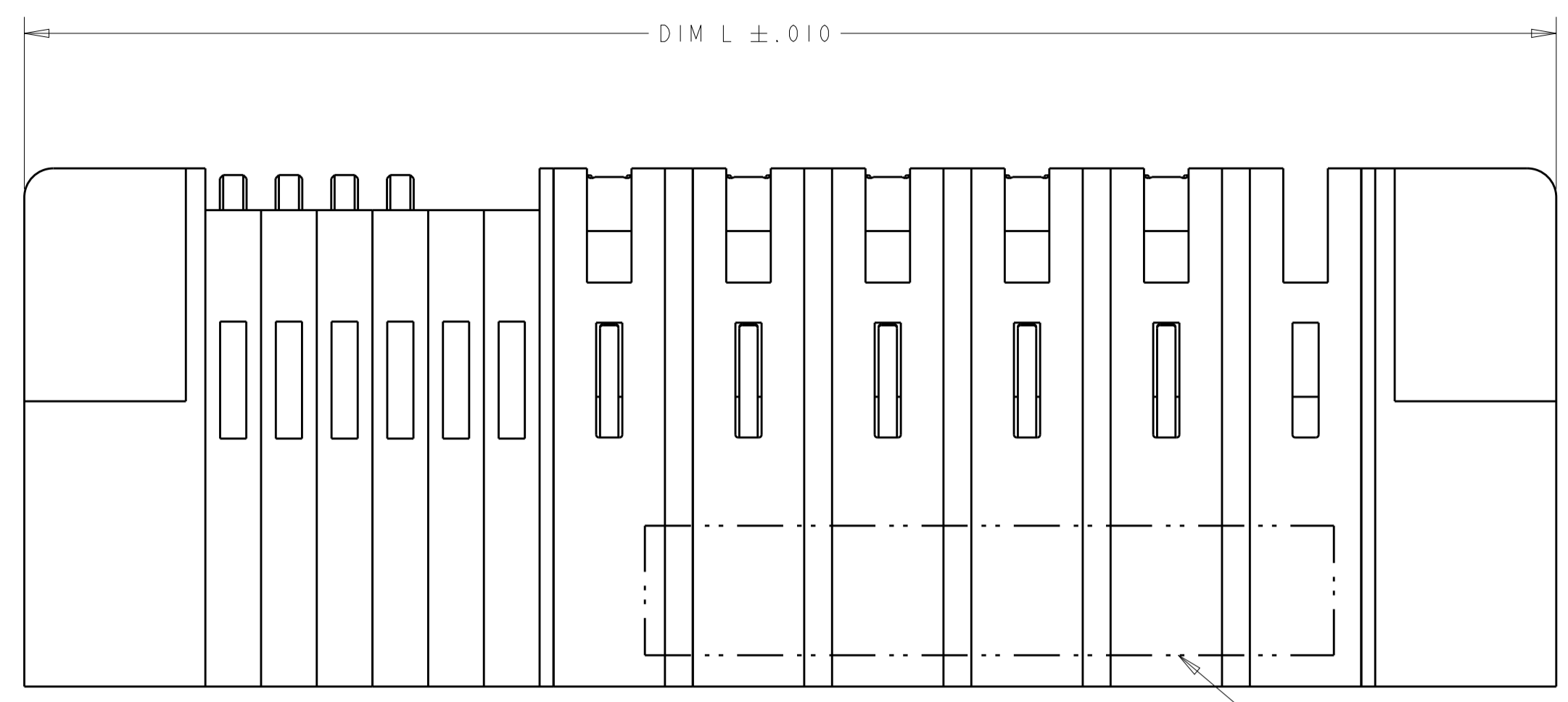
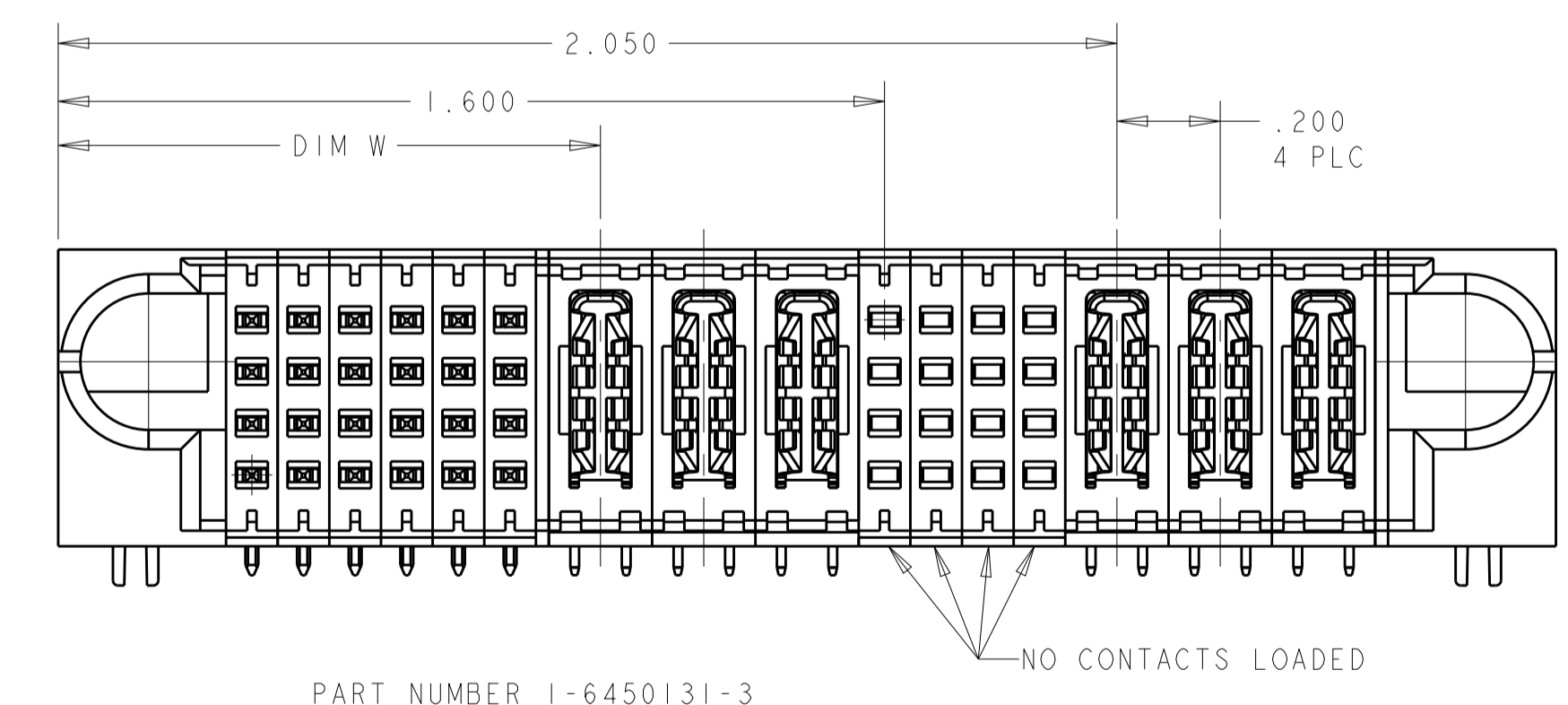
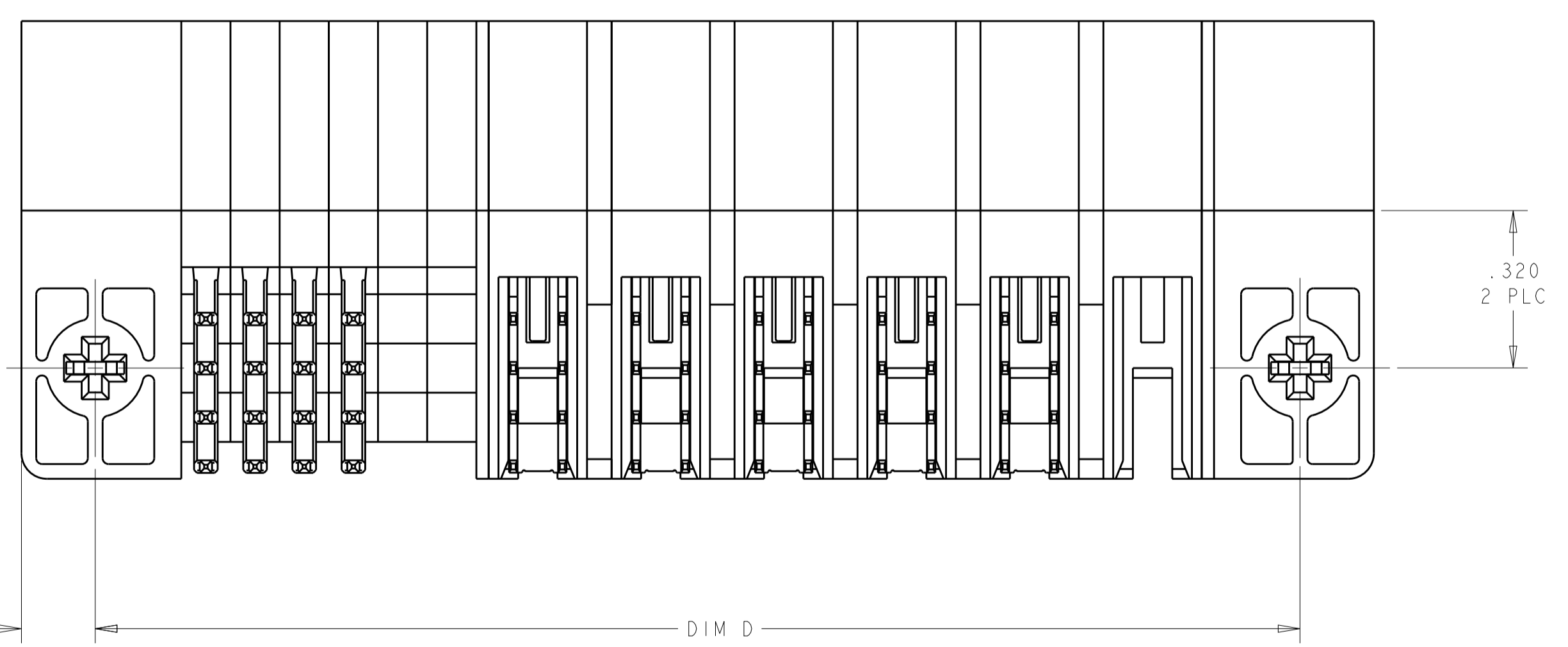
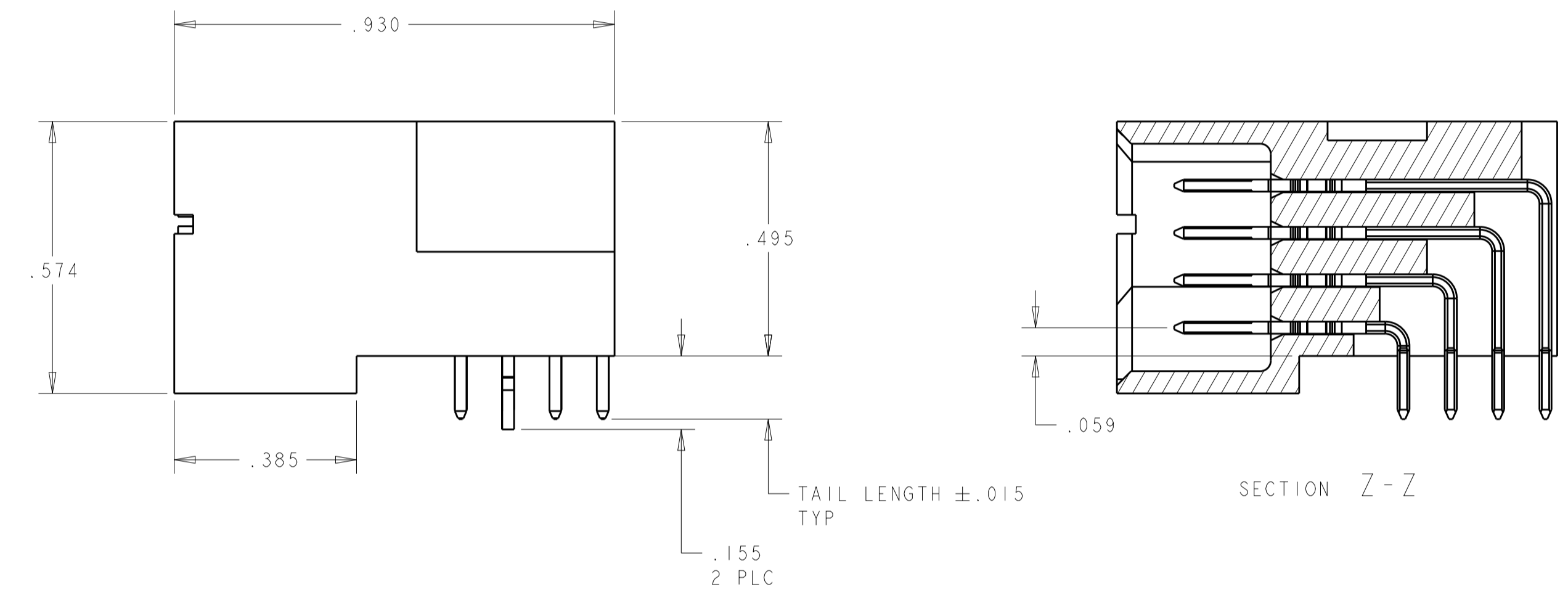
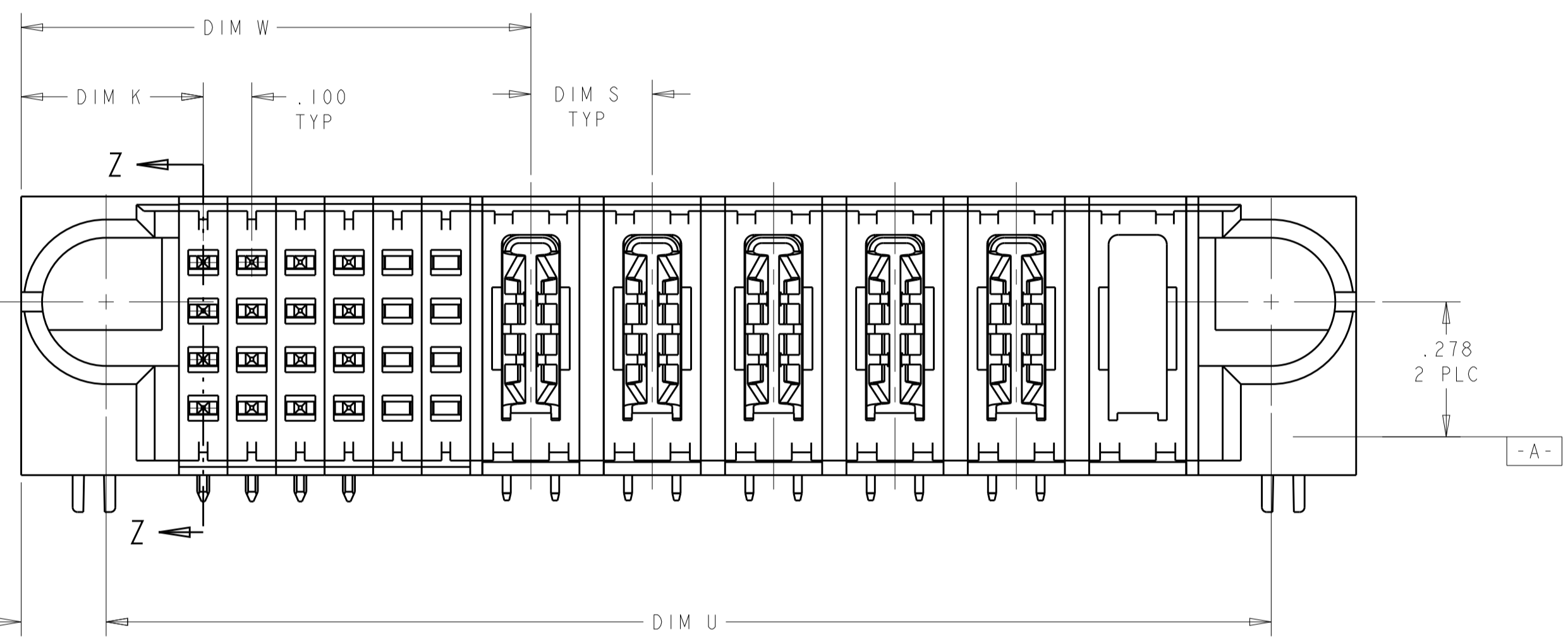


LOC		DIST		REVISIONS			
P	LTN	DESCRIPTION	DATE	DWN	APVD		
E8		REV PER ECR-12-021802	04JAN2013	ML	SZ		
E9		ADD NEW DASH NUMBER 2-3	21MAY2013	CZ	SZ		



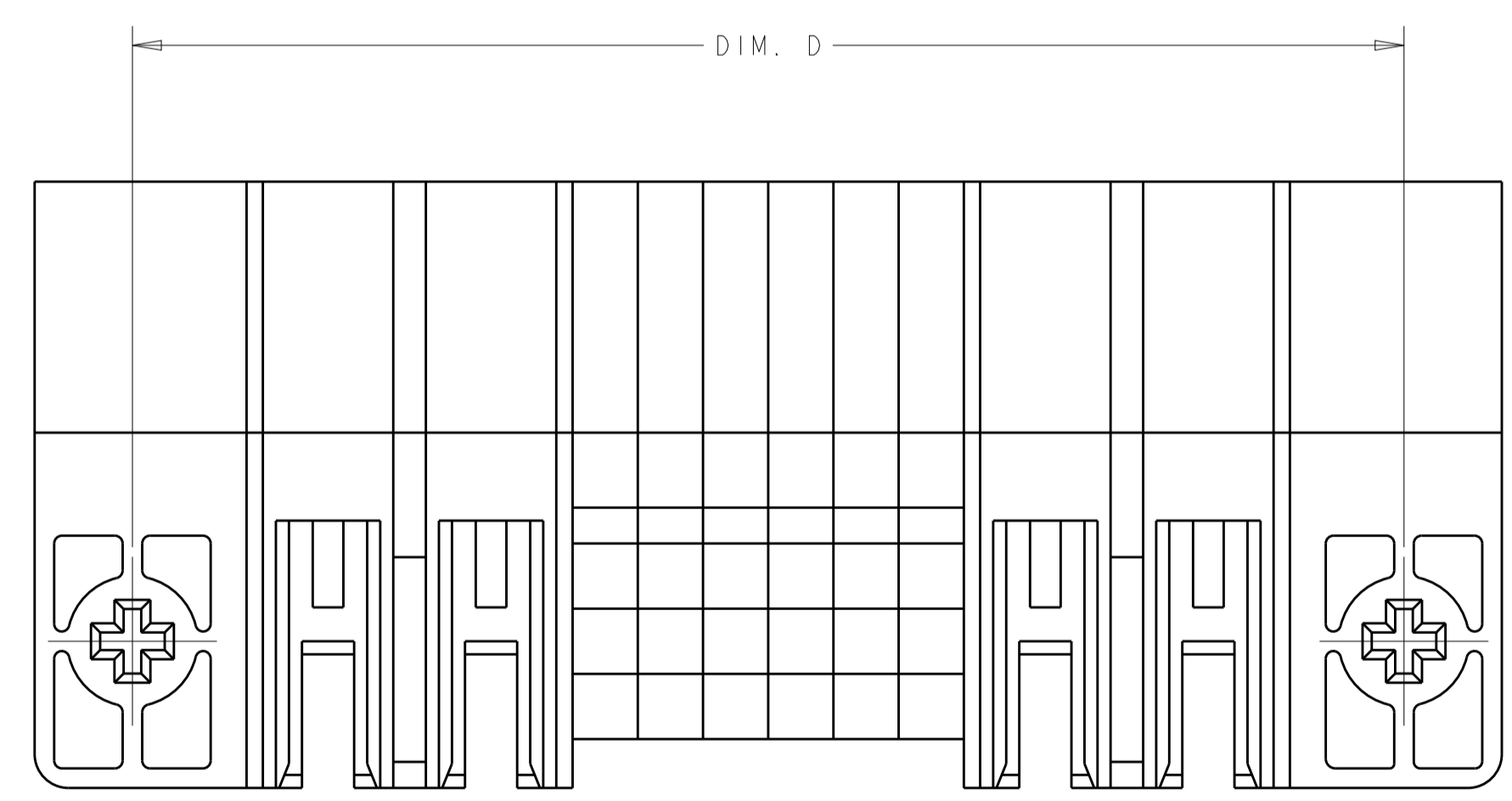
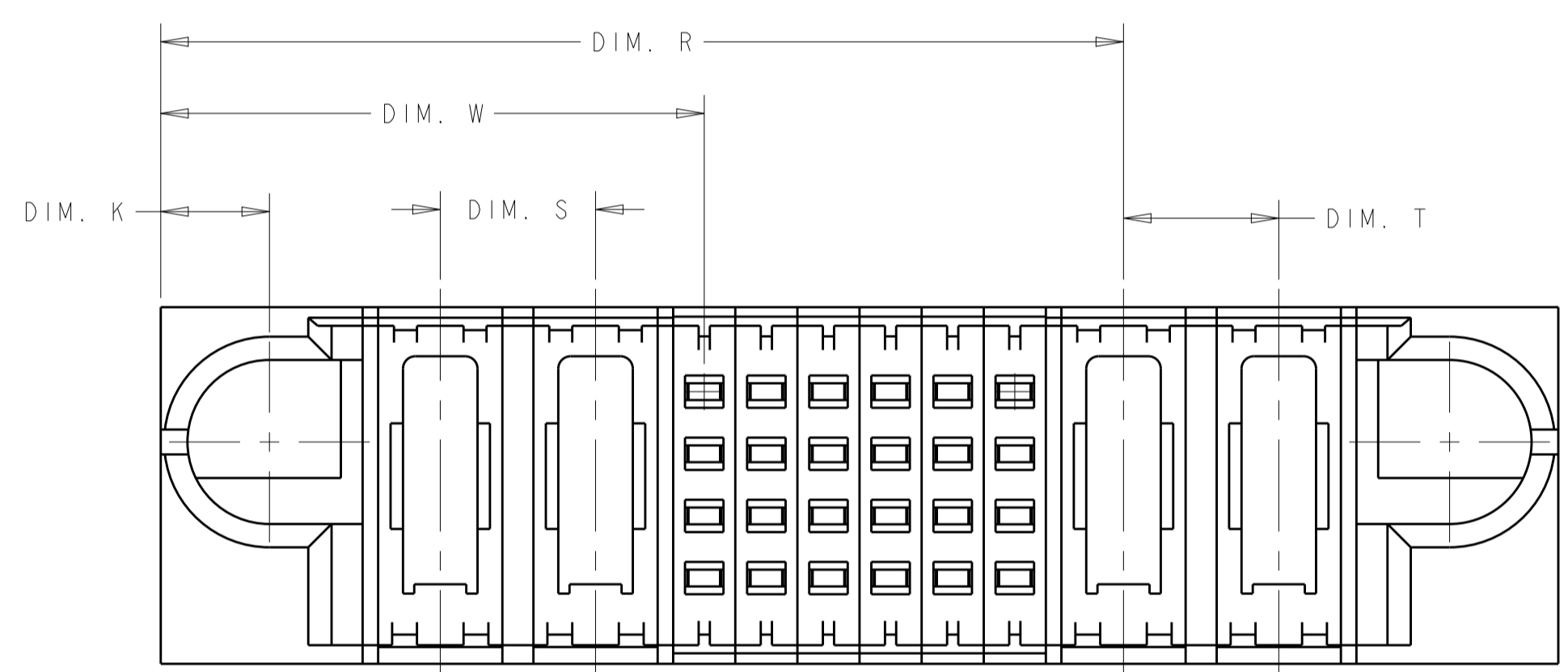
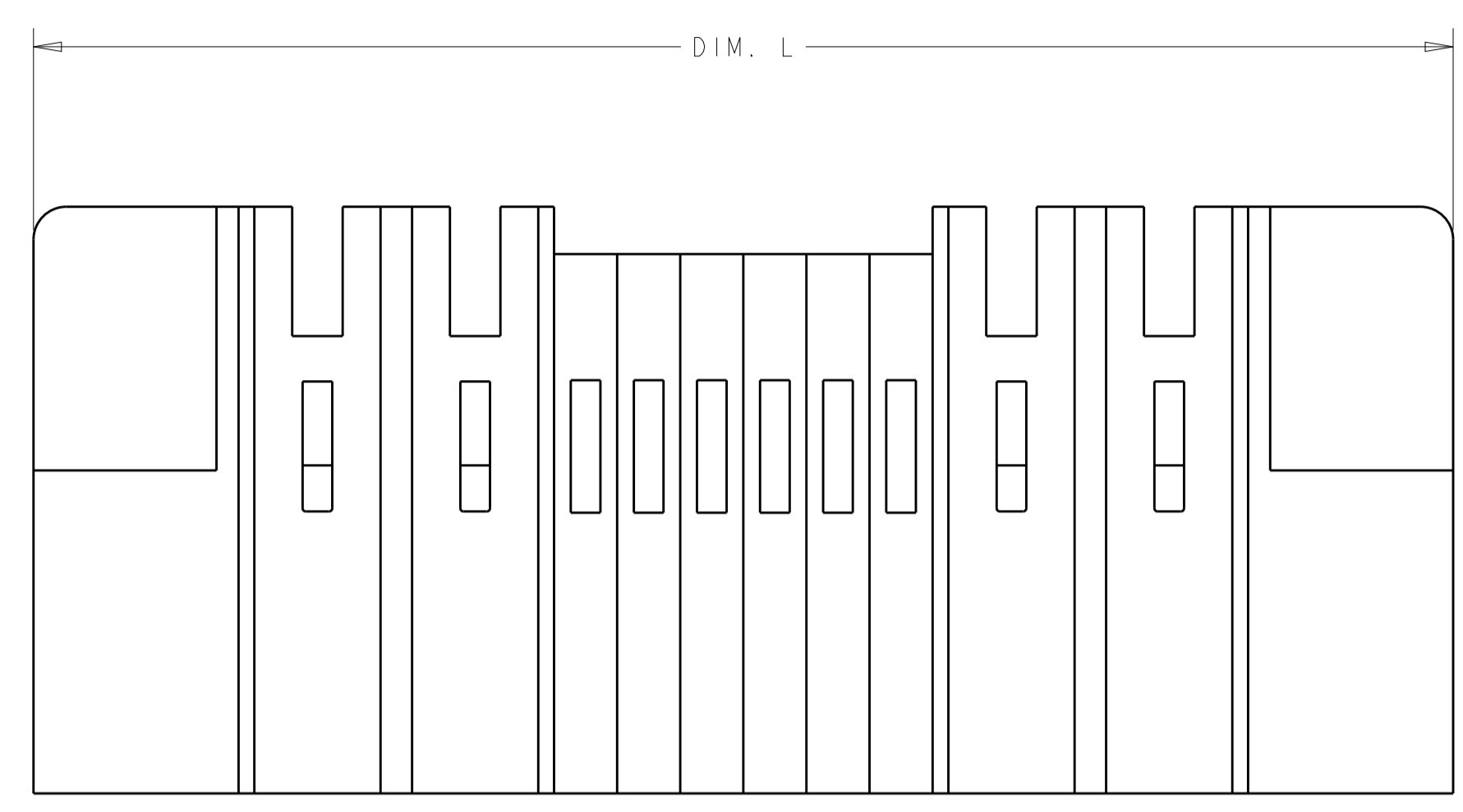
- ⚠ "AMP", PART NUMBER, AND DATE CODE TO BE MARKED IN AREA SHOWN.
- ⚠ MATERIAL: HOUSING - GLASS FILLED HIGH TEMP THERMO PLASTIC, UL94 V-0  
 SIGNAL CONTACT - COPPER ALLOY  
 POWER CONTACT - HIGH CONDUCTIVITY COPPER ALLOY
- ⚠ CONTACT PLATING: NOBLE METAL PLATING ON CONTACT FUNCTIONAL AREA OF POWER CONTACTS AND SIGNAL CONTACTS.
- ⚠ MECHANICAL CONNECTOR KEEP OUT ZONE.
- ⚠ DATUM AND BASIC DIMENSIONS ESTABLISHED BY CUSTOMER.
- ⚠ PCB - ALL HOLE DIAMETERS ARE FINISHED HOLE SIZES.
- ⚠ PCB - .0453±.0010 DRILLED HOLES PLATED WITH .0003 MIN Sn OVER .001 TO .003 CU PLATING TO ACHIEVE A .040±.003 DIA HOLE



PART NUMBER 1-6450131-3

THIS DRAWING IS A CONTROLLED DOCUMENT.		DWN R. GRZYBOWSKI 15FEB05	TE Connectivity	
DIMENSIONS: INCHES		CHK M. PERCHERKE 15FEB05		
TOLERANCES UNLESS OTHERWISE SPECIFIED:		APVD M. PERCHERKE	NAME RIGHT ANGLE HEADER ASSY SOLDER CONTACTS, W/GUIDES MULTI-BEAM XL	
0 PLC ±. 1 PLC ±. 2 PLC ±.01 3 PLC ±.005 4 PLC ±.0020 ANGLES ±.2°		PRODUCT SPEC 108-1973	SIZE A1	
MATERIAL FINISH		APPLICATION SPEC 114-13038	CAGE CODE DRAWING NO C=6450131	
⚠ 2 ⚠ 3		WEIGHT CUSTOMER DRAWING	RESTRICTED TO SCALE 1:1 SHEET 1 of 9 REV E9	

LOC	DIST	REVISIONS					
		P.	LTN	DESCRIPTION	DATE	DWN	APVD
ES	00	-	-	SEE SHEET 1	-	-	-



PART 2-6450131-1  
(NO CONTACT VIEW)

DIM R	DIM T	DIM U	DIM S	DIM K	DIM D	DIM W	DIM L	DESCRIPTION	PART NUMBER
-	-	4.650	.250	.400	4.700	1.800	5.000	52S + 12P	2-6450131-3
-	-	1.700	.250	.375	1.750	.850	2.050	16S + 4P	2-6450131-2
1.550	.250	1.900	.250	.450	1.950	.875	2.250	24S	2-6450131-1
		1.600	.250	.375	1.650	.750	1.950	12S + 4P	1-6450131-9
		3.650	.250	.400	3.700	1.300	4.000	32S + 10P	1-6450131-8
		2.950	.200	.375	3.000	1.050	3.300	24S + 10HDP	1-6450131-7
		2.400	.250	.375	2.450	1.050	2.750	24S + 6P	1-6450131-6
		2.450	.200	.375	2.500	.950	2.800	20S + 8P	1-6450131-5
		2.400	.250	.375	2.450	1.050	2.750	24S + 6P	1-6450131-4
		2.550	.200	.375	2.600	1.050	2.900	24S + 3P + 16S + 3P	1-6450131-3
		2.500	.250	.425	2.550	.875	2.850	12S + 7P	1-6450131-1
		2.400	.250	.375	2.450	1.050	2.750	24S + 6P	6450131-7
		2.700	.300	.375	2.750	.775	3.050	12S + 7ACP	6450131-6
		2.400	.250	.375	2.450	1.050	2.750	24S + 6P	6450131-5
		4.400	.250	.375	4.450	1.050	4.750	24S + 14P	6450131-4
		1.950	.250	.375	2.000	.850	2.300	16S + 5P	6450131-3

THIS DRAWING IS A CONTROLLED DOCUMENT.

DIMENSIONS: INCHES

TOLERANCES UNLESS OTHERWISE SPECIFIED:

0 PLC	±
1 PLC	±.01
2 PLC	±.01
3 PLC	±.005
4 PLC	±.0020
ANGLES	±.020
FINISH	±.020

MATERIAL: - FINISH: -

THIS DRAWING IS A CONTROLLED DOCUMENT. DWN: R. GRZYBOWSKI, CHK: M. PERCHERKE, APVD: M. PERCHERKE

NAME: R. GRZYBOWSKI

PRODUCT SPEC: 108-1973

APPLICATION SPEC: 114-13038

WEIGHT: -

CUSTOMER DRAWING

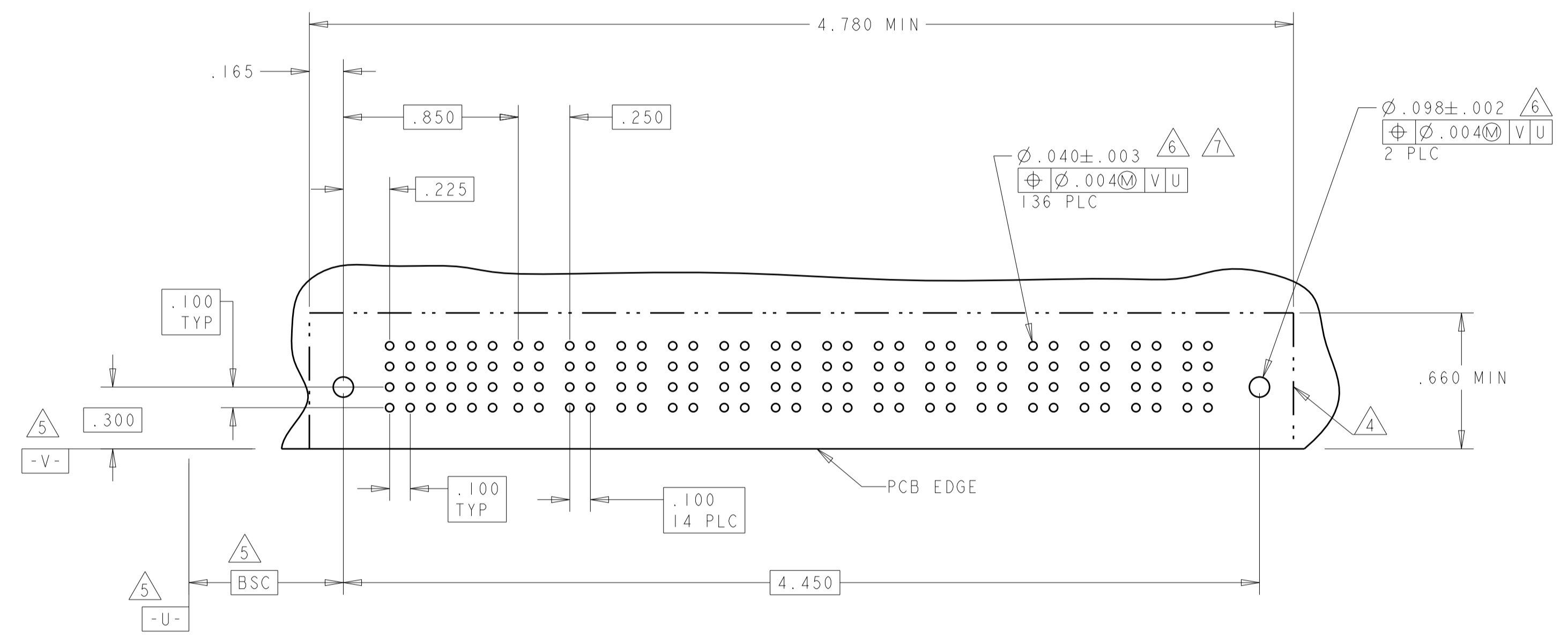
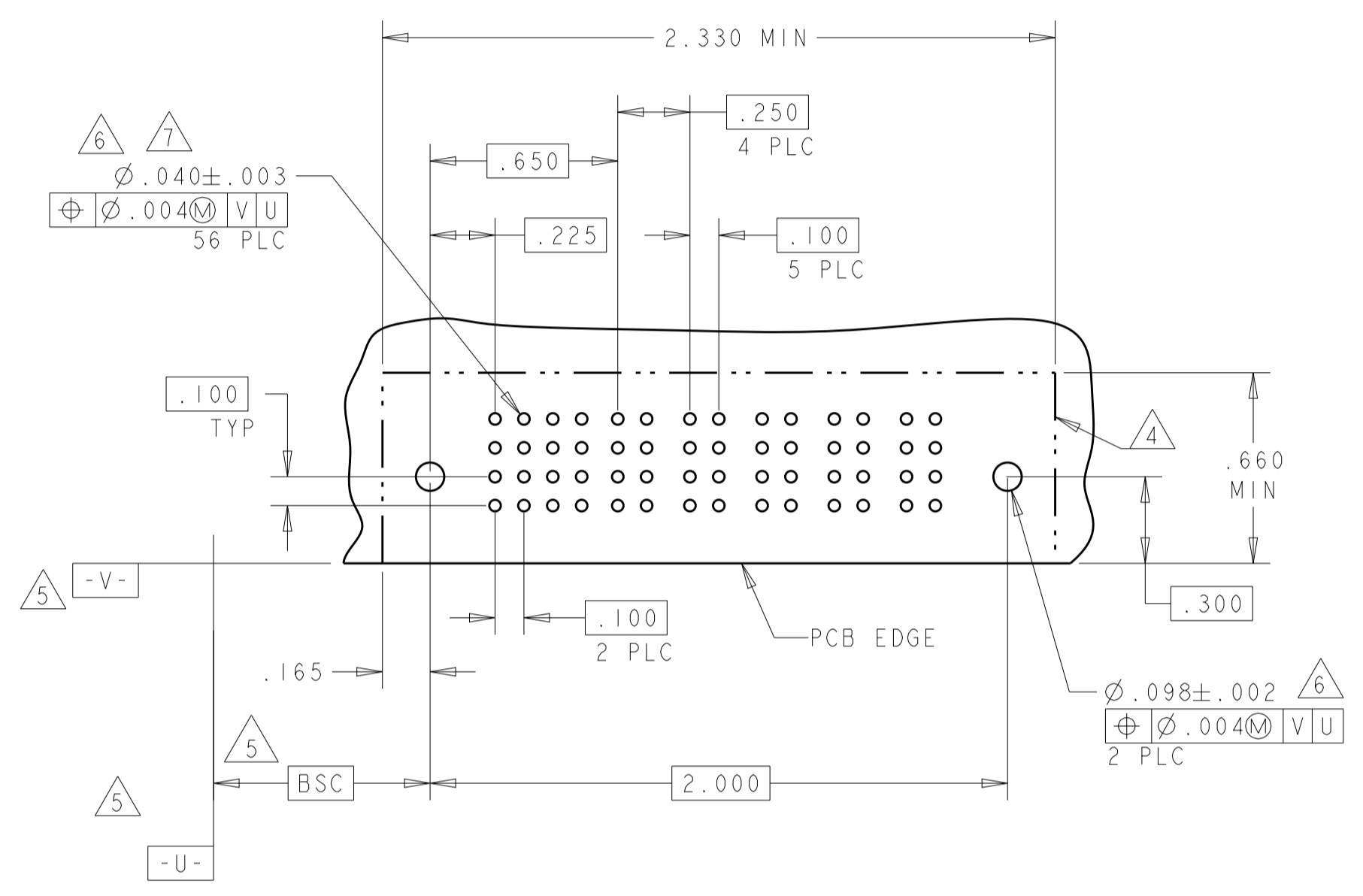
SCALE: 1:1 SHEET 2 OF 9 REV: E9

RESTRICTED TO: -

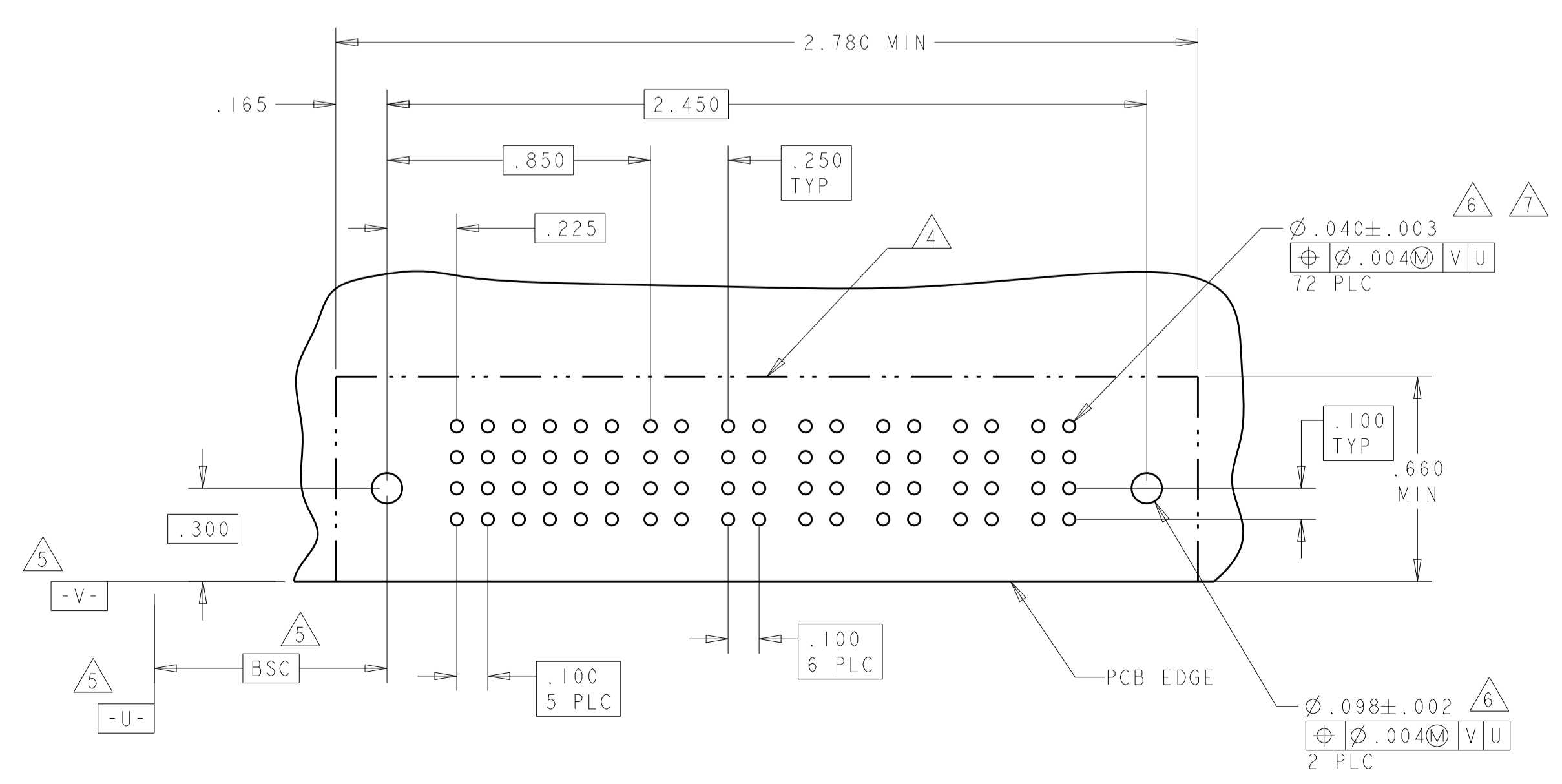
SIZE: A1 CAGE CODE: 6450131

PART NUMBER	ROWS	SIGNAL				POWER					
		1	2	3	4	P1	P2	P3	P4	P5	
6450131-3	D	J	J	J	J	PM	PM	PM	PM	PM	
	C	K	K	K	K						
	B	N	N	N	N						
	A	S	S	S	H						
16S + 5P		HD									

PART NUMBER	ROWS	SIGNAL						POWER														
		1	2	3	4	5	6	P1	P2	P3	P4	P5	P6	P7	P8	P9	P10	P11	P12	P13	P14	
6450131-4	D	J	J	J	J	J	J	PM	PM	PM	PM	PM	PM	PM	PM	PM	PM	PM	PM	PM	PM	PM
	C	K	K	K	K	K	K															
	B	N	N	N	N	N	N															
	A	S	S	H	H	S	S															
24S + 14P		HD																				



PART NUMBER	ROWS	SIGNAL						POWER					
		1	2	3	4	5	6	P1	P2	P3	P4	P5	P6
6450131-5	D	J	J	J	J	J	E	PM	PM	PM	PM	PM	PM
	C	K	K	K	K	K	K						
	B	N	N	N	N	N	N						
	A	H	S	S	S	S	S						
24S + 6P		HD											



Z	STD	.090	D
Y	STD	.090	C
R	STD	.090	B
O	STD	.090	A
A4	MLBF	.090	D
A3	MLBF	.090	C
A2	MLBF	.090	B
A1	MLBF	.090	A
E	MLBF	.135	D
F	MLBF	.135	C
G	MLBF	.135	B
H	MLBF	.135	A
FJ	MFLB	.135	D
J	STD	.135	D
K	STD	.135	C
N	STD	.135	B
S	STD	.135	A

PA	.090
PM	.135
CODE	TAIL LENGTH
POWER CONTACT	

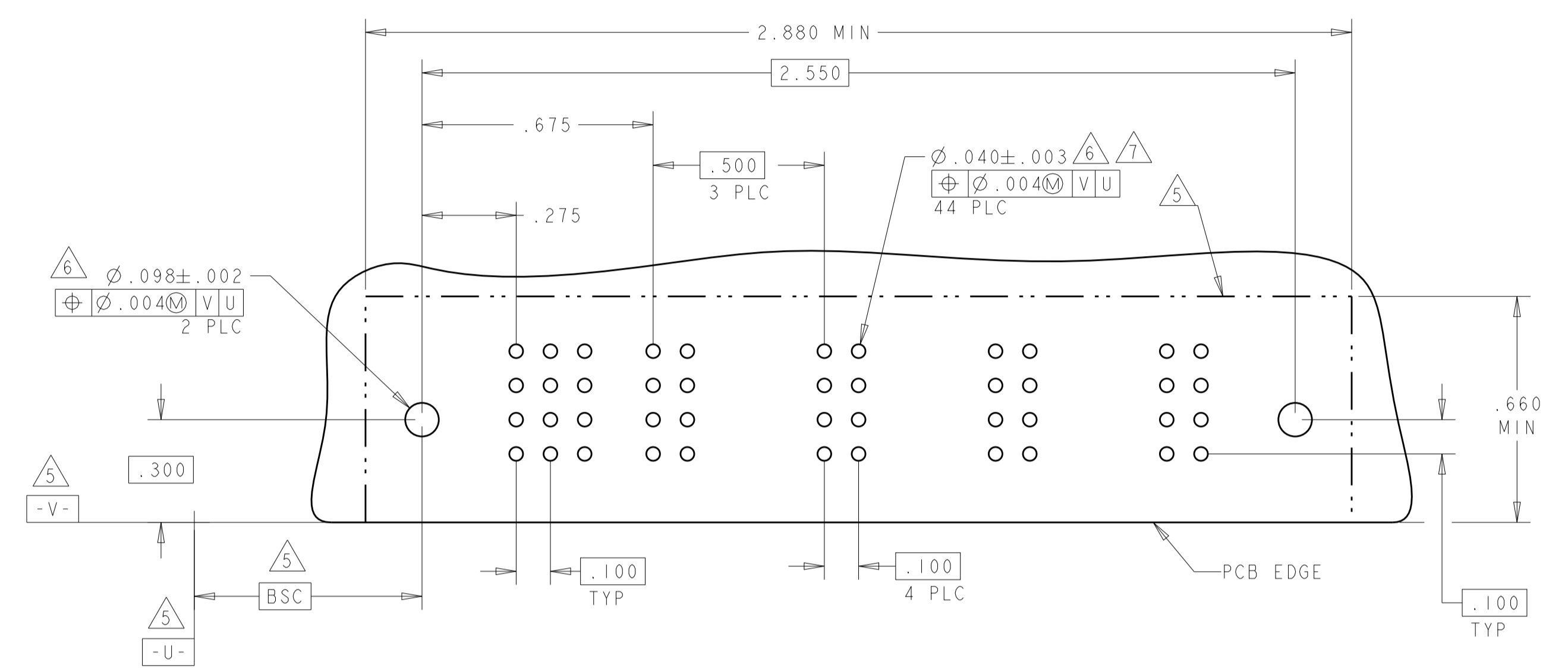
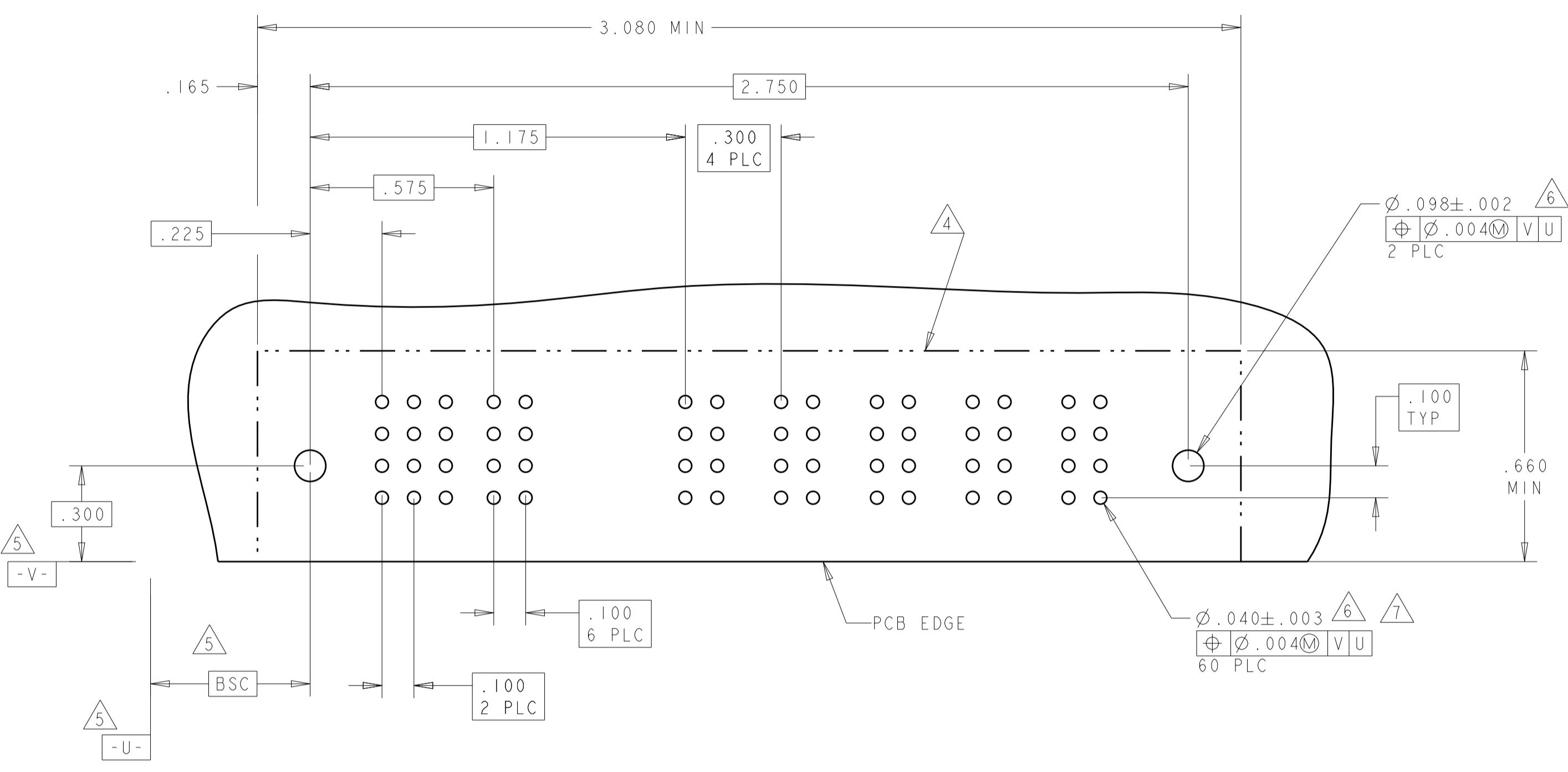
THIS DRAWING IS A CONTROLLED DOCUMENT.		DWN R. GRZYBOWSKI	15FEB05
DIMENSIONS: INCHES		CHK M. PERCHERKE	15FEB05
TOLERANCES UNLESS OTHERWISE SPECIFIED:		APVD M. PERCHERKE	NAME
0 PLC ± .01		PRODUCT SPEC	
1 PLC ± .01		108-1973	
2 PLC ± .005		APPLICATION SPEC	
3 PLC ± .002		114-13038	
4 PLC ± .002		WEIGHT	
ANGLES ± .020		CAGE CODE DRAWING NO	
FINISH		RESTRICTED TO	
MATERIAL		A100779	
CUSTOMER DRAWING		SCALE 1:1	
		SHEET 3 of 9	
		REV E9	

RIGHT ANGLE HEADER ASSY  
SOLDER CONTACTS, W/GUIDES  
MULTI-BEAM XL

TE Connectivity

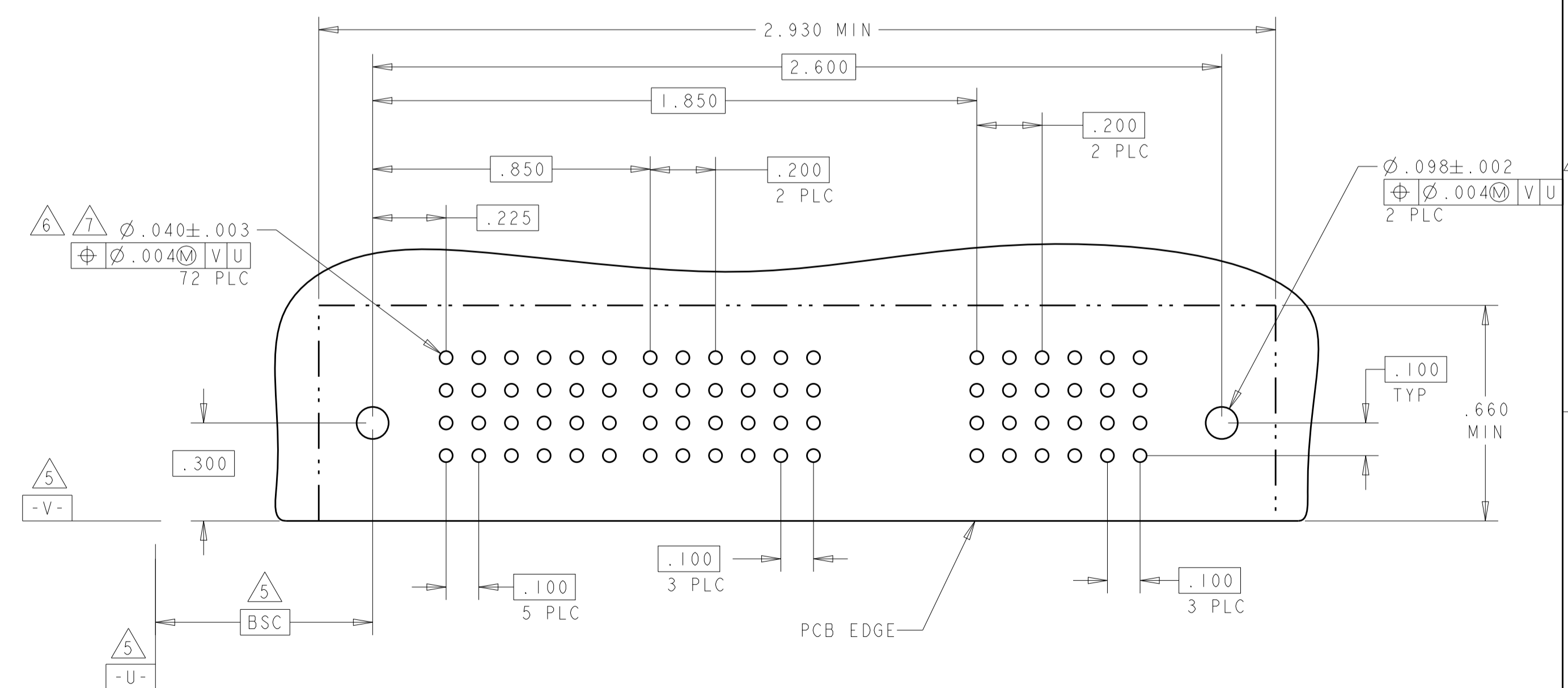
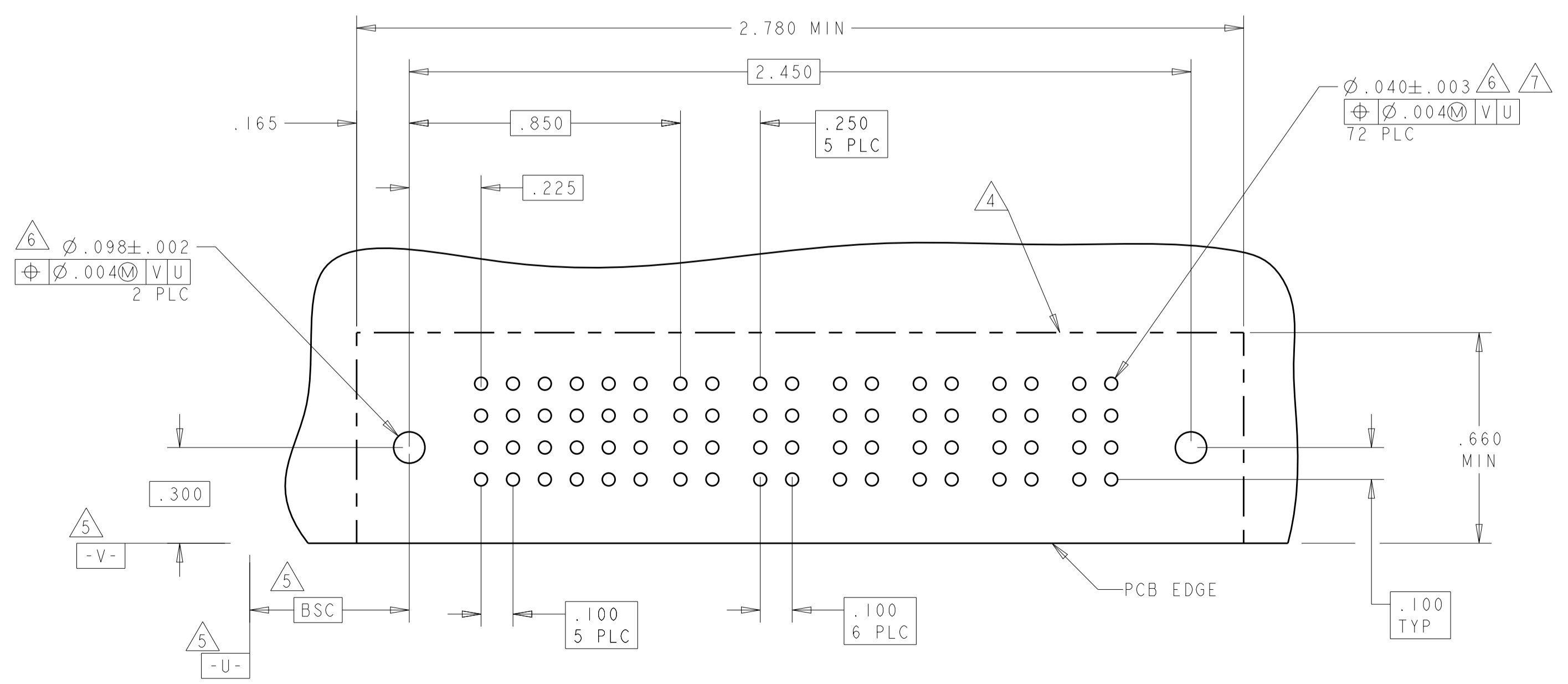
PART NUMBER	ROWS	SIGNAL			POWER						
		1	2	3	P1	P2	P3	P4	P5	P6	P7
6450131-6	D	Z	Z	Z	PA	PA	PA	PA	PA	PA	PA
	C	Y	Y	Y							
	B	R	R	R							
	A	AI	O	O							

PART NUMBER	ROWS	SIGNAL			POWER						
		1	2	3	P1	P2	P3	P4	P5	P6	P7
1-6450131-1	D	J	J	J	PM	PM	PM	PM	PM	PM	PM
	C	K	K	K							
	B	N	N	N							
	A	S	S	S							



PART NUMBER	ROWS	SIGNAL						POWER					
		1	2	3	4	5	6	P1	P2	P3	P4	P5	P6
6450131-7	D	E	E	J	J	J	E	PM	PM	PM	PM	PM	PM
	C	F	F	K	K	K	K						
	B	G	G	N	N	N	N						
	A	H	H	S	S	S	S						

PART NUMBER	ROWS	SIGNAL						POWER			SIGNAL				POWER		
		1	2	3	4	5	6	P1	P2	P3	7	8	9	10	P4	P5	P6
1-6450131-3	D	J	J	J	J	J	E	PM	PM	PM					PM	PM	PM
	C	K	K	K	K	K	K										
	B	N	N	N	N	N	N										
	A	H	S	S	S	S	S										



THIS DRAWING IS A CONTROLLED DOCUMENT.

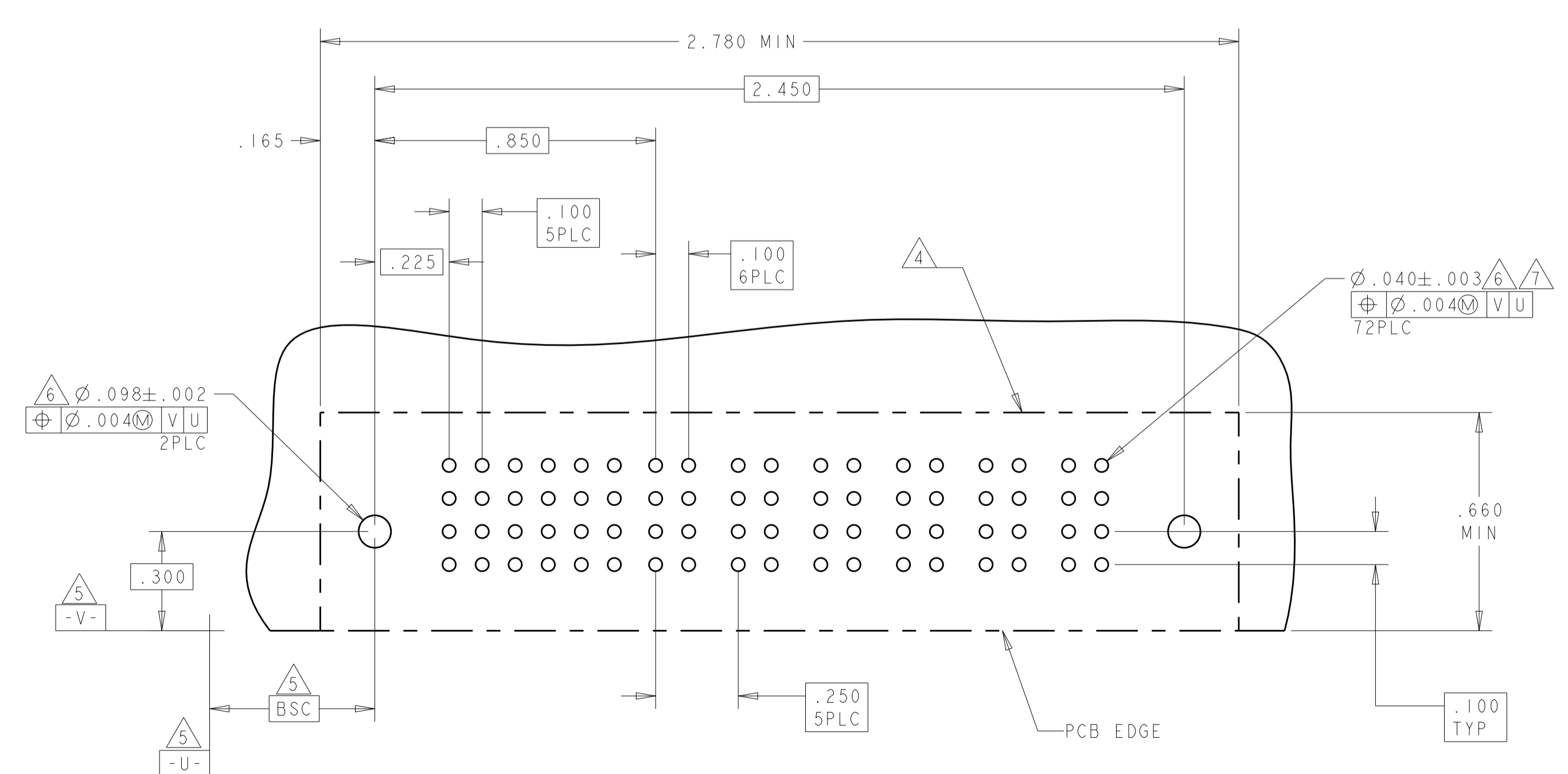
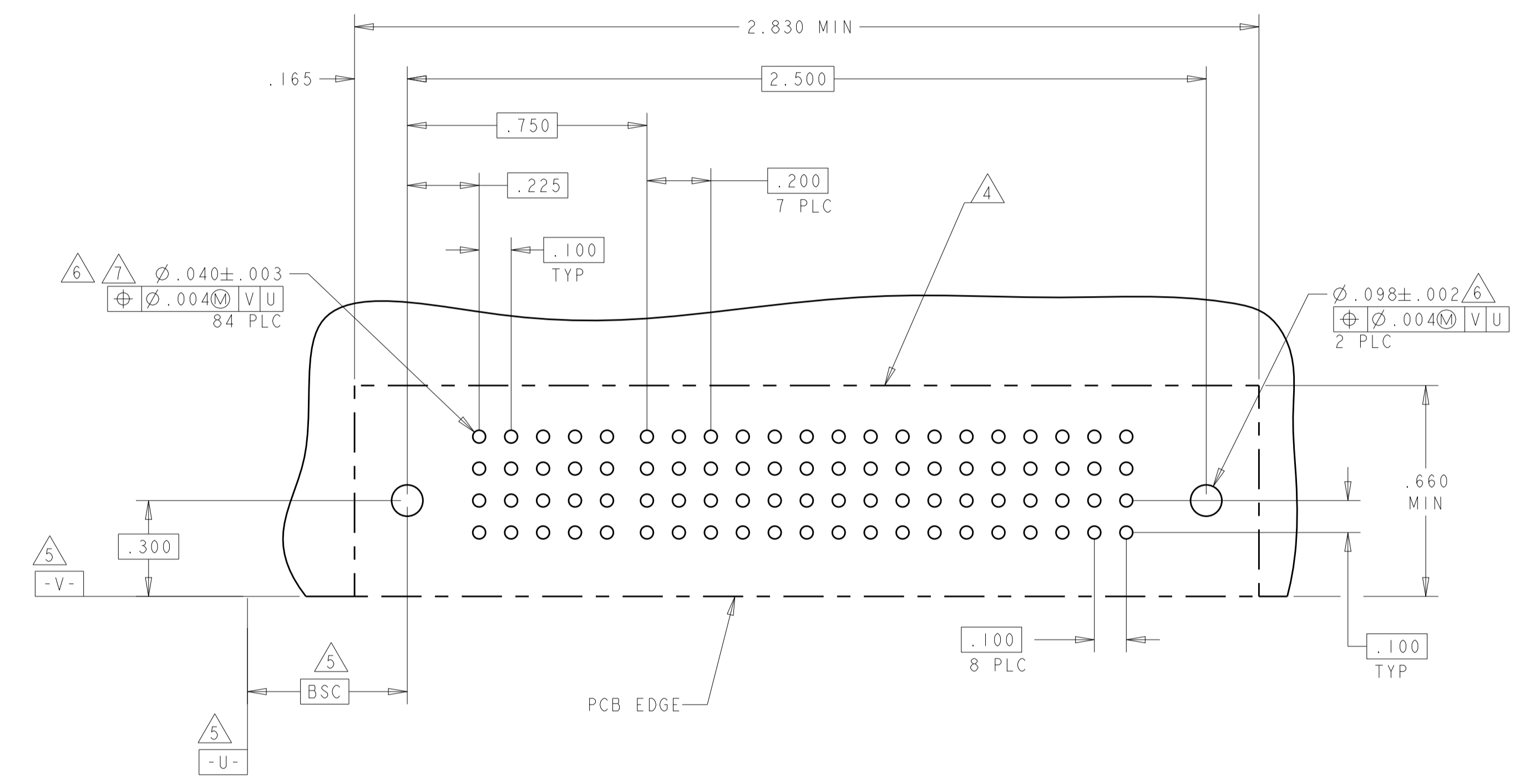
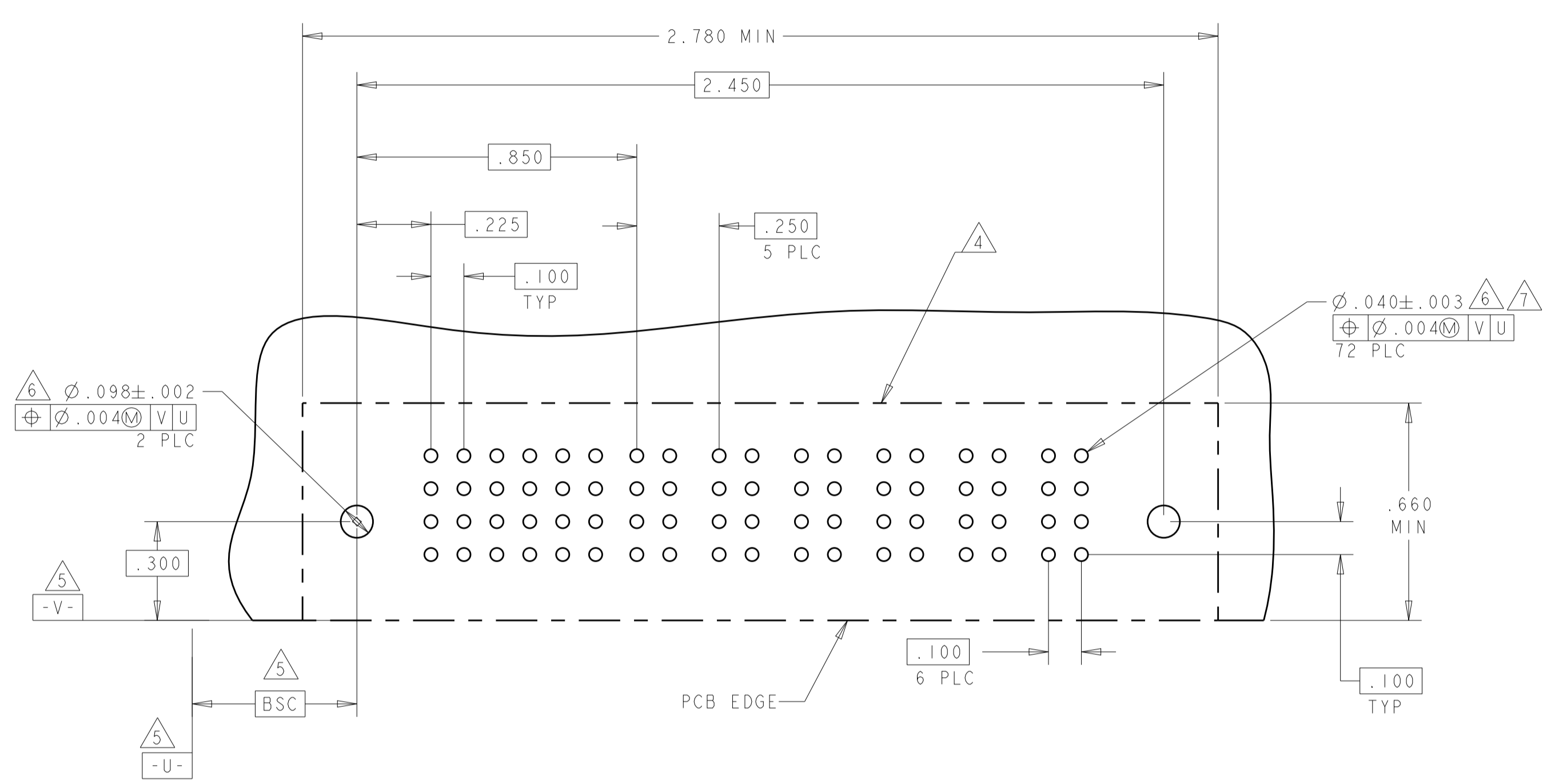
DIMENSIONS:	TOLERANCES UNLESS OTHERWISE SPECIFIED:	DWN: R. GRZYBOWSKI	15FEB05
INCHES	0 PLC ±.01	CHK: M. PERCHERKE	15FEB05
	1 PLC ±.01	APVD: M. PERCHERKE	
	2 PLC ±.01	NAME:	RIGHT ANGLE HEADER ASSY
	3 PLC ±.01	PRODUCT SPEC:	SOLDER CONTACTS, W/GUIDES
	4 PLC ±.005	APPLICATION SPEC:	MULTI-BEAM XL
	5 PLC ±.002	SIZE:	114-13038
	ANGLES ±.002	WEIGHT:	A100779
MATERIAL:	FINISH:	CAGE CODE:	DRAWING NO: 6450131
		CUSTOMER DRAWING:	SCALE: 1:1

RESTRICTED TO SHEET 4 OF 9 REV E9

LOC		DIST		REVISIONS			
ES	00	P	LTN	DESCRIPTION	DATE	OWN	APVD
				SEE SHEET 1			

PART NUMBER	ROWS	SIGNAL						POWER							
		1	2	3	4	5	6	P1	P2	P3	P4	P5	P6		
1-6450131-4	D	J	J	J	J	J	J	PM	PM	PM	PM	PM	PM		
	C	K	K	K	K	K	K								
	B	N	N	N	G	N	N								
	A	S	S	S	H	S	S								
24S + 6P		HD												HD	

PART NUMBER	ROWS	SIGNAL					POWER								
		1	2	3	4	5	P1	P2	P3	P4	P5	P6	P7	P8	
1-6450131-5	D	J	J	J	J	J	PM	PM	PM	PM	PM	PM	PM	PM	
	C	K	K	K	K	K									
	B	N	G	N	N	N									
	A	S	S	S	S	S									
20S + 8P		HD												HD	



PART NUMBER	ROWS	SIGNAL						POWER							
		1	2	3	4	5	6	P1	P2	P3	P4	P5	P6		
1-6450131-6	D	J	J	J	J	J	E	PM	PM	PM	PM	PM	PM		
	C	K	K	K	K	K	K								
	B	N	N	N	N	N	N								
	A	H	S	S	S	S	S								
24S + 6P		HD												HD	

THIS DRAWING IS A CONTROLLED DOCUMENT. OWN: R. GRZYBOWSKI 15FEB05  
 CHK: M. PERCHERKE 15FEB05  
 APVD: M. PERCHERKE

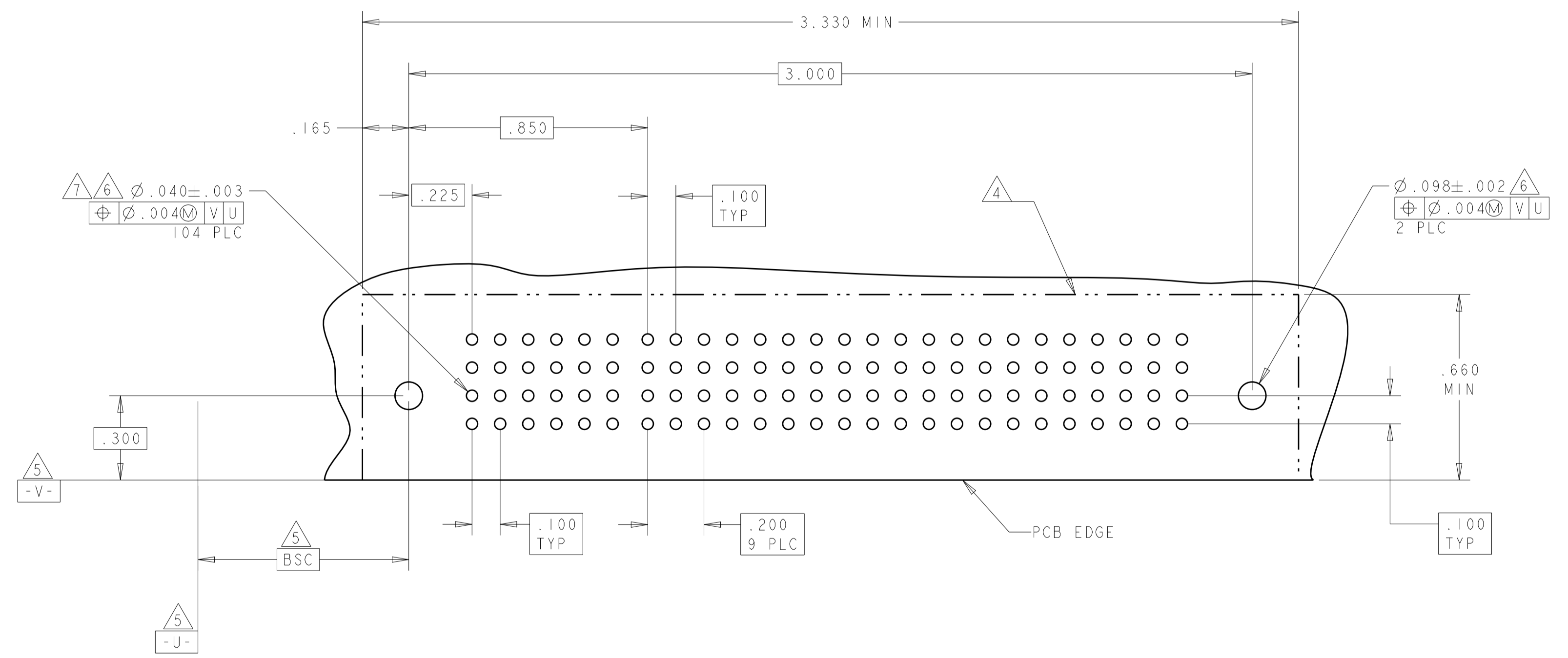
TE Connectivity

RIGHT ANGLE HEADER ASSY  
 SOLDER CONTACTS, W/GUIDES  
 MULTI-BEAM XL

SCALE: 1:1 SHEET 5 OF 9 REV: E9

LOC	DIST	REVISIONS			
P	LTN	DESCRIPTION	DATE	DMN	APVD
-	-	SEE SHEET 1	-	-	-

PART NUMBER	ROWS	SIGNAL						POWER									
		1	2	3	4	5	6	P1	P2	P3	P4	P5	P6	P7	P8	P9	P10
1-6450131-7	D	J	J	J	J	J	J	PM	PM	PM	PM	PM	PM	PM	PM	PM	PM
	C	K	K	K	F	K	K	PM	PM	PM	PM	PM	PM	PM	PM	PM	PM
	B	N	N	N	N	N	N	PM	PM	PM	PM	PM	PM	PM	PM	PM	PM
A	A	S	S	S	S	S	S	PM	PM	PM	PM	PM	PM	PM	PM	PM	PM
24S + 10HDP																	



THIS DRAWING IS A CONTROLLED DOCUMENT.

DIMENSIONS: INCHES	TOLERANCES UNLESS OTHERWISE SPECIFIED: 0 PLC ±. 2 PLC ±.01 3 PLC ±.005 4 PLC ±.0020 ANGLES ±2°	FINISH	APVD: M. PERCHERKE	NAME: M. PERCHERKE	PRODUCT SPEC: 108-1973	APPLICATION SPEC: 114-13038	WEIGHT: -	SCALE: 1:1	SHEET: 6 OF 9	REV: E9
-----------------------	---	--------	--------------------	--------------------	------------------------	-----------------------------	-----------	------------	---------------	---------

**STE** TE Connectivity

RIGHT ANGLE HEADER ASSY  
 SOLDER CONTACTS, W/GUIDES  
 MULTI-BEAM XL

CAGE CODE: A100779  
 DRAWING NO: C=6450131

CUSTOMER DRAWING

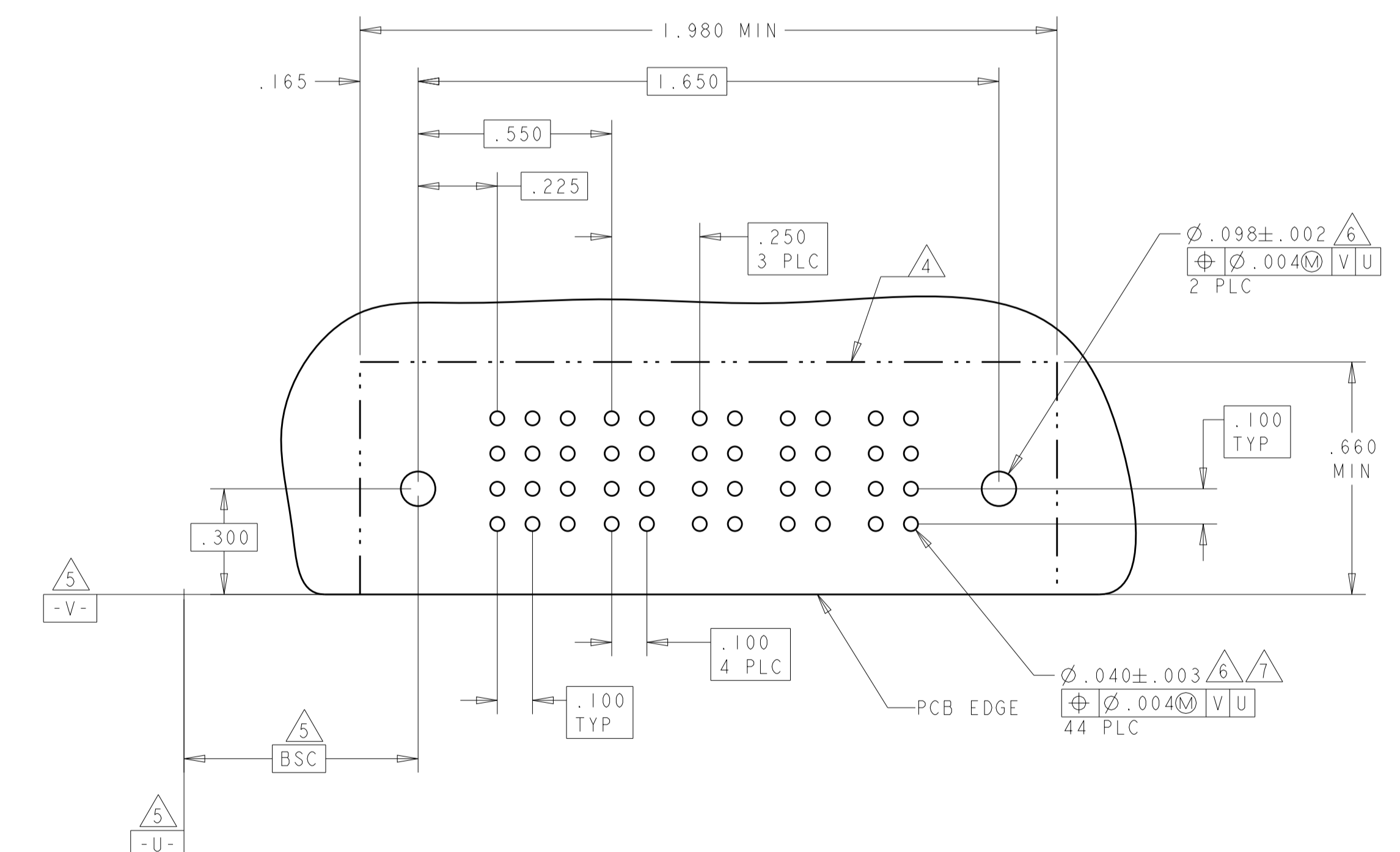
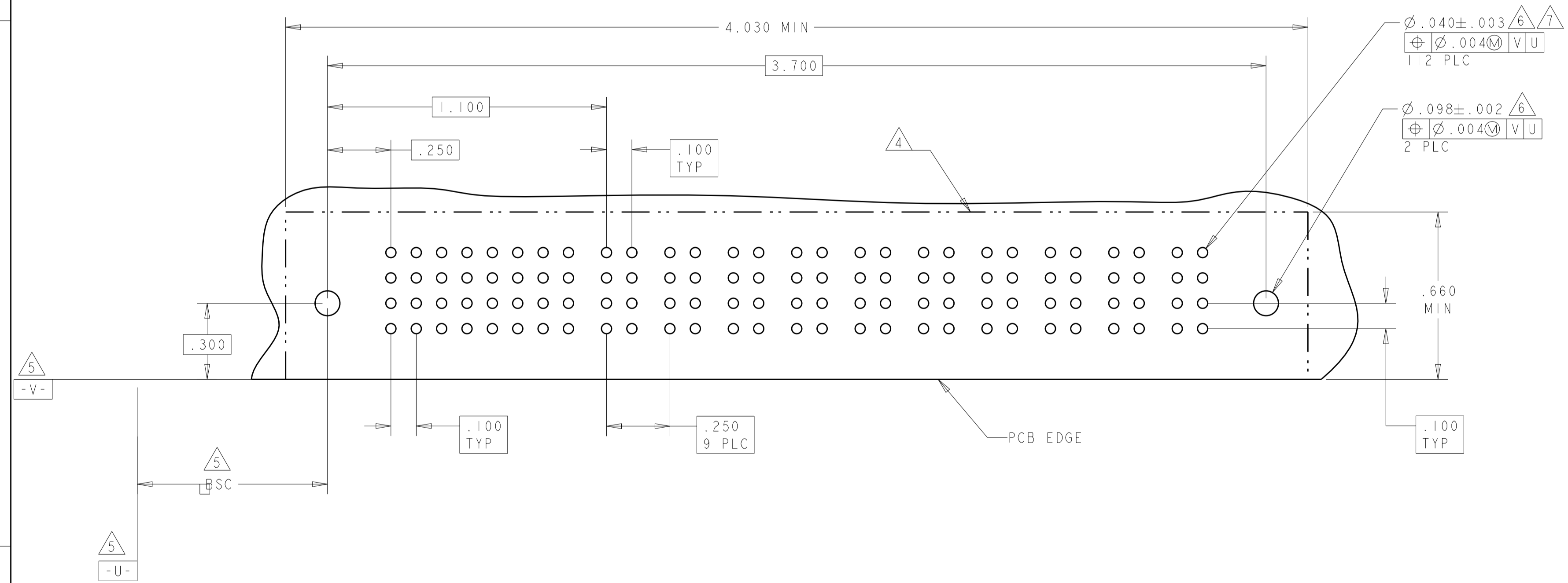
LOC	DIST	REV	DATE	BY	APPD
ES	00				

REVISIONS		DATE	BY	APPD
-	SEE SHEET 1	-	-	-

PART NUMBER	ROWS	SIGNAL								POWER									
		1	2	3	4	5	6	7	8	P1	P2	P3	P4	P5	P6	P7	P8	P9	P10
I-6450131-8	D	J	J	J	J	J	J	J	J	PM	PM	PM	PM	PM	PM	PM	PM	PM	PM
	C	K	K	K	F	F	K	K	K										
	B	N	N	N	G	G	N	N	N										
	A	S	S	S	S	S	S	S	S										
32S + 10P		HD		HD		HD		HD		HD		HD		HD		HD		HD	

PART NUMBER	ROWS	SIGNAL			POWER			
		1	2	3	P1	P2	P3	P4
I-6450131-9	D	J	FJ	FJ				
	C	K	K	K	PM	PM	PM	PM
	B	N	N	N				
	A	H	H	S				
12S + 4P		HD		HD		HD		



THIS DRAWING IS A CONTROLLED DOCUMENT.

DIMENSIONS:	TOLERANCES UNLESS OTHERWISE SPECIFIED:	OWN: R. GRZYBOWSKI 15FEB05	CHK: M. PERCHERKE 15FEB05	APVD: M. PERCHERKE	NAME: R. GRZYBOWSKI
INCHES	0 PLC ±.01 2 PLC ±.01 3 PLC ±.01 4 PLC ±.005 ANGLES ±.0020	PRODUCT SPEC: 108-1973	APPLICATION SPEC: 114-13038	WEIGHT: -	RESTRICTED TO: -
MATERIAL: -	FINISH: -	CAGE CODE: A100779	DRAWING NO: C=6450131	SCALE: 1:1	SHEET 7 OF 9
CUSTOMER DRAWING		REV: E9			

STE TE Connectivity

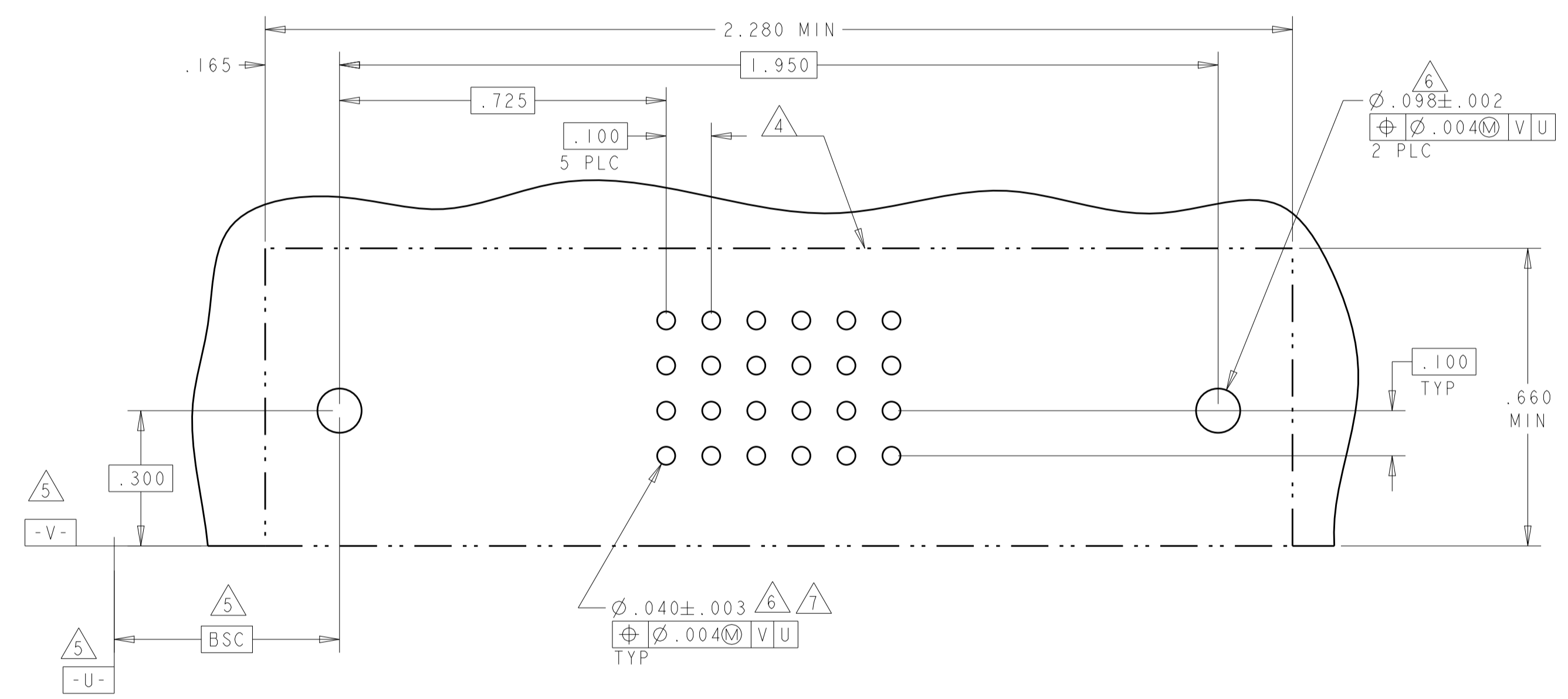
RIGHT ANGLE HEADER ASSY  
 SOLDER CONTACTS, W/GUIDES  
 MULTI-BEAM XL

LOC	DIST	REVISIONS			
P	LTN	DESCRIPTION	DATE	DMN	APVD
-	-	SEE SHEET 1	-	-	-

PART NUMBER	ROWS	POWER		SIGNAL						POWER	
		P1	P2	1	2	3	4	5	6	P3	P4
2-6450131-1	D	HD	HD	J	J	J	J	J	J	HD	HD
	C			K	K	K	K	K	F		
	B			N	N	N	N	N	N		
	A			S	S	S	S	S	S		

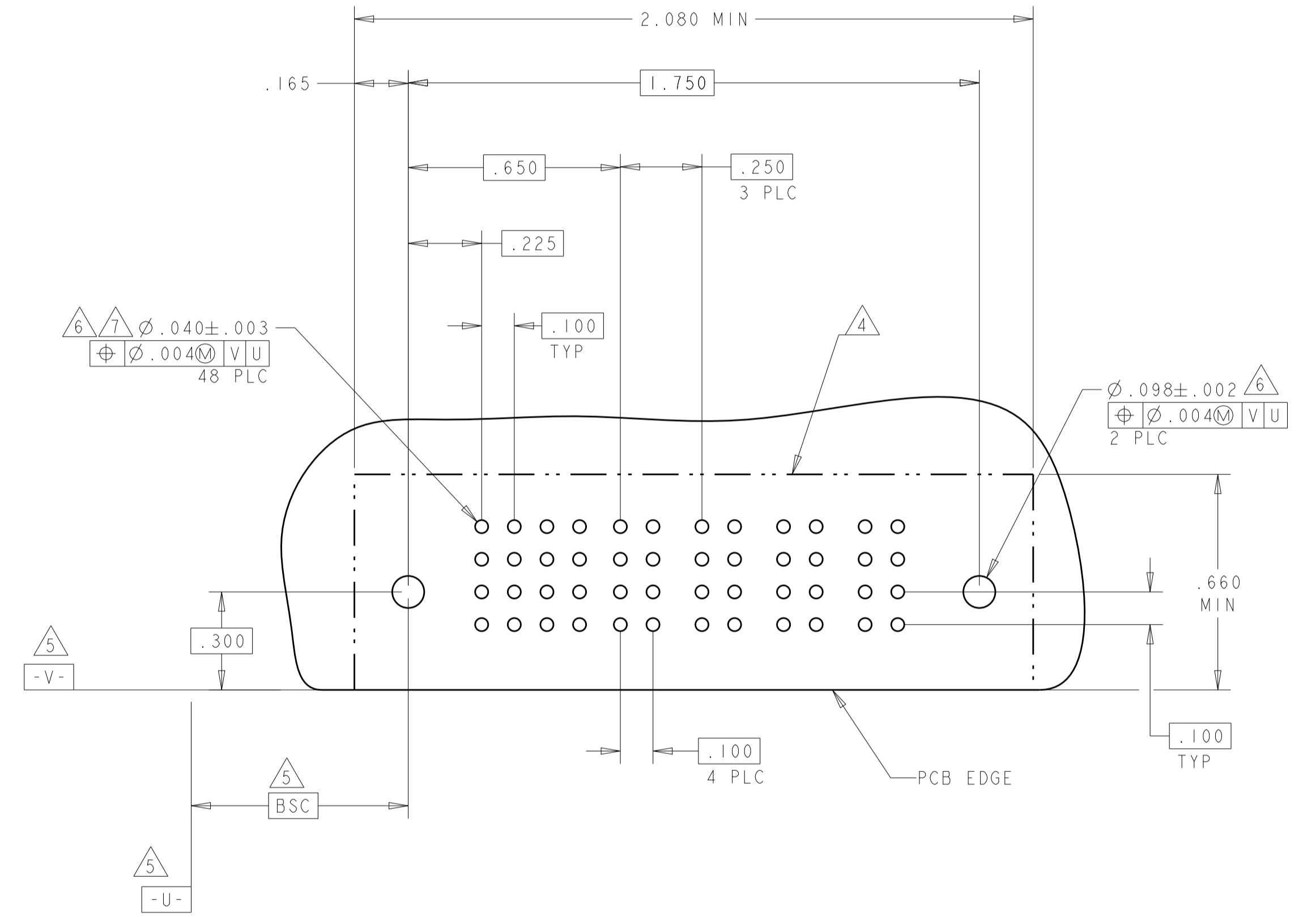
24S

NO CONTACT LOADED



PART NUMBER	ROWS	SIGNAL				POWER			
		1	2	3	4	P1	P2	P3	P4
2-6450131-2	D	J	J	J	J	HD	HD		
	C	K	K	K	K				
	B	N	N	N	N				
	A	H	S	S	S				

16S + 4P

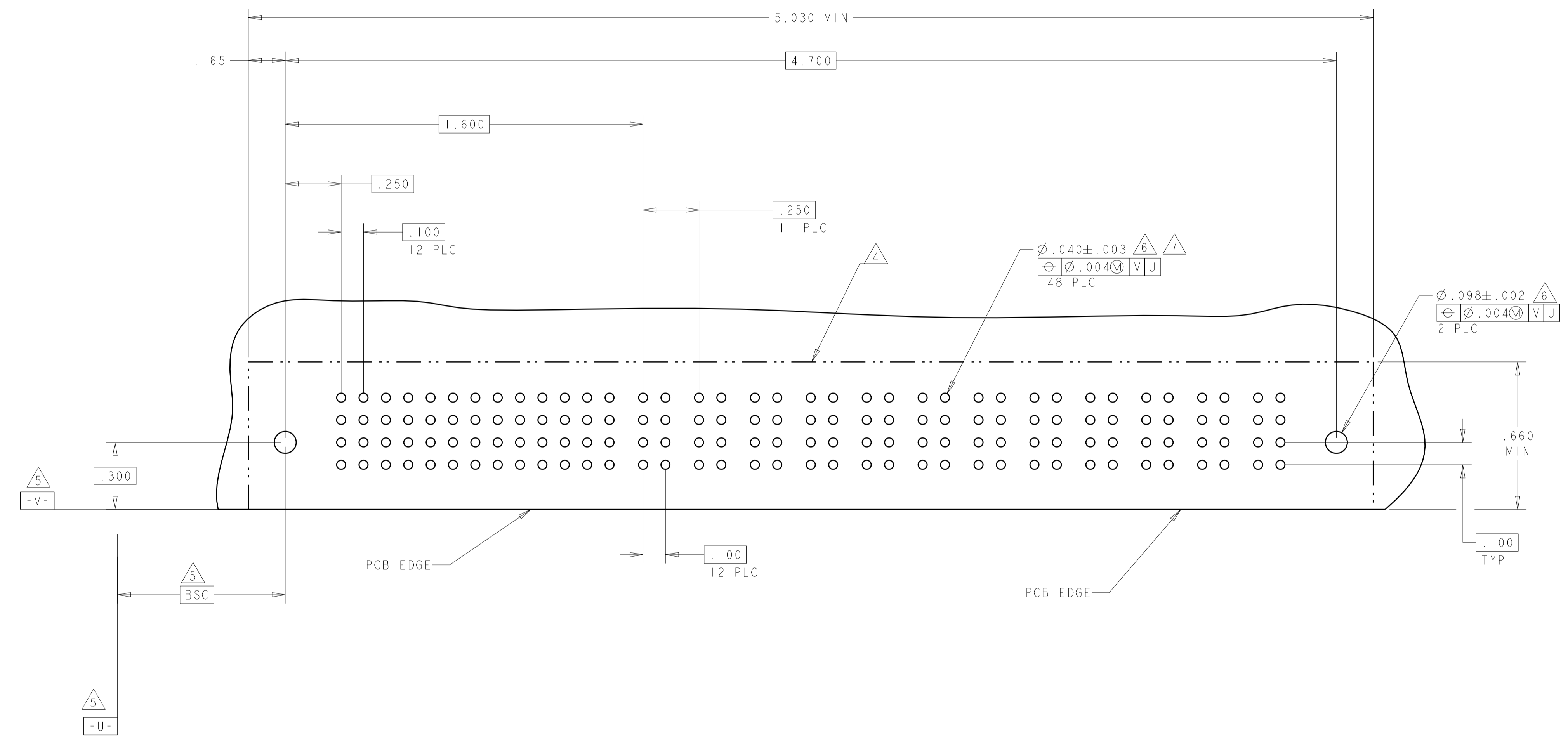


THIS DRAWING IS A CONTROLLED DOCUMENT.		DMN: R. GRZYBOWSKI 15FEB05	 TE Connectivity
DIMENSIONS: INCHES		CHK: M. PERCHERKE 15FEB05	
TOLERANCES UNLESS OTHERWISE SPECIFIED:		APVD: M. PERCHERKE	NAME: RIGHT ANGLE HEADER ASSY
0 PLC ± .01	1 PLC ± .01	PRODUCT SPEC: 108-1973	SOLDER CONTACTS, W/GUIDES
2 PLC ± .01	3 PLC ± .01	APPLICATION SPEC: 114-13038	MULTI-BEAM XL
4 PLC ± .005	5 PLC ± .005	SIZE: 114-13038	RESTRICTED TO:
6 PLC ± .0020	ANGLES ± .2°	WEIGHT: -	A100779C=6450131
MATERIAL: -	FINISH: -	CUSTOMER DRAWING	SCALE: 1:1 SHEET 8 OF 9 REV: E9



LOC	DIST	REVISIONS					
		P	LTN	DESCRIPTION	DATE	DWN	APVD
ES	00	-	-	SEE SHEET 1	-	-	-

PART NUMBER	ROWS	SIGNAL													POWER											
		1	2	3	4	5	6	7	8	9	10	11	12	13	P1	P2	P3	P4	P5	P6	P7	P8	P9	P10	P11	P12
2-6450131-3	D	J	J	J	J	J	J	J	J	J	J	J	J	J	PM	PM	PM	PM	PM	PM	PM	PM	PM	PM	PM	PM
	C	K	K	K	K	K	F	F	K	K	K	K	K													
	B	N	N	N	N	N	G	G	N	N	N	N	N													
	A	S	S	S	S	S	S	S	S	S	S	S	S													
52S + 12P		HD																								



THIS DRAWING IS A CONTROLLED DOCUMENT.		DWN R. GRZYBOWSKI 15FEB05	TE Connectivity										
DIMENSIONS: INCHES		CHK M. PERCHERKE 15FEB05			NAME								
TOLERANCES UNLESS OTHERWISE SPECIFIED:		APVD M. PERCHERKE	PRODUCT SPEC										
<table border="1"> <tr><td>0 PLC</td><td>±</td></tr> <tr><td>2 PLC</td><td>±.01</td></tr> <tr><td>3 PLC</td><td>±.05</td></tr> <tr><td>4 PLC</td><td>±.0020</td></tr> <tr><td>ANGLES</td><td>±.2°</td></tr> </table>		0 PLC	±	2 PLC	±.01	3 PLC	±.05	4 PLC	±.0020	ANGLES	±.2°	APPLICATION SPEC	RIGHT ANGLE HEADER ASSY SOLDER CONTACTS, W/GUIDES MULTI-BEAM XL
0 PLC	±												
2 PLC	±.01												
3 PLC	±.05												
4 PLC	±.0020												
ANGLES	±.2°												
MATERIAL	FINISH	114-13038	RESTRICTED TO										
CUSTOMER DRAWING		WEIGHT	SIZE CAGE CODE DRAWING NO										
SCALE 1:1		SHEET 9 OF 9	REV E 9										