

# Printed-circuit board connector - IMC 1.5/12-ST-GF-3.81 - 1858138

Please be informed that the data shown in this PDF Document is generated from our Online Catalog. Please find the complete data in the user's documentation. Our General Terms of Use for Downloads are valid (<http://download.phoenixcontact.com>)

Plug component, Nominal current: 8 A, Rated voltage (III/2): 160 V, Number of positions: 12, Pitch: 3.81 mm, Connection method: Screw connection, Color: green, Contact surface: Tin



The figure shows a 10-position version of the product

## Why buy this product

- Possible combinations with MC 1,5 plugs for free-hanging connections
- Possible combinations with IMC base strips for clear separation of PCB inputs/outputs
- Pitch: 3.81 mm
- Individual position keying by connecting the keying profile to the inverted plug and removing the keying tab on the counterpart
- Use in shock-proof applications



## Key commercial data

Packing unit	1
Minimum order quantity	50
Catalog page	Page 185 (CC-2011)
GTIN	 4 017918 144371
Custom tariff number	85366990
Country of origin	POLAND

## Technical data

### Dimensions / positions

Pitch	3.81 mm
Dimension a	41.91 mm
Number of positions	12
Screw thread	M2
Tightening torque, min	0.22 Nm
Tightening torque max	0.25 Nm

### Technical data

Range of articles	IMC 1,5/..-STGF
Insulating material group	I

# Printed-circuit board connector - IMC 1.5/12-ST-GF-3.81 - 1858138

## Technical data

### Technical data

Rated surge voltage (III/3)	2.5 kV
Rated surge voltage (III/2)	2.5 kV
Rated surge voltage (II/2)	2.5 kV
Rated voltage (III/2)	160 V
Rated voltage (II/2)	320 V
Connection in acc. with standard	EN-VDE
Nominal current IN	8 A
Nominal voltage UN	160 V
Nominal cross section	1.5 mm <sup>2</sup>
Maximum load current	8 A (with 1.5 mm <sup>2</sup> conductor cross section)
Insulating material	PA
Inflammability class according to UL 94	V0
Internal cylindrical gage	A1
Stripping length	7 mm
Nominal voltage, UL/CUL Use Group B	300 V
Nominal current, UL/CUL Use Group B	8 A
Nominal voltage, UL/CUL Use Group D	300 V
Nominal current, UL/CUL Use Group D	8 A

### Connection data

Conductor cross section solid min.	0.14 mm <sup>2</sup>
Conductor cross section solid max.	1.5 mm <sup>2</sup>
Conductor cross section stranded min.	0.14 mm <sup>2</sup>
Conductor cross section stranded max.	1.5 mm <sup>2</sup>
Conductor cross section stranded, with ferrule without plastic sleeve min.	0.25 mm <sup>2</sup>
Conductor cross section stranded, with ferrule without plastic sleeve max.	1.5 mm <sup>2</sup>
Conductor cross section stranded, with ferrule with plastic sleeve min.	0.25 mm <sup>2</sup>
Conductor cross section stranded, with ferrule with plastic sleeve max.	0.5 mm <sup>2</sup>
Conductor cross section AWG/kcmil min.	28
Conductor cross section AWG/kcmil max	16
2 conductors with same cross section, solid min.	0.08 mm <sup>2</sup>
2 conductors with same cross section, solid max.	0.5 mm <sup>2</sup>
2 conductors with same cross section, stranded min.	0.08 mm <sup>2</sup>
2 conductors with same cross section, stranded max.	0.75 mm <sup>2</sup>
2 conductors with same cross section, stranded, ferrules without plastic sleeve, min.	0.2 mm <sup>2</sup>
2 conductors with same cross section, stranded, ferrules without plastic sleeve, max.	0.34 mm <sup>2</sup>
2 conductors with same cross section, stranded, TWIN ferrules with plastic sleeve, min.	0.5 mm <sup>2</sup>
2 conductors with same cross section, stranded, TWIN ferrules with plastic sleeve, max.	0.5 mm <sup>2</sup>

# Printed-circuit board connector - IMC 1.5/12-ST-GF-3.81 - 1858138

## Technical data

### Connection data

Minimum AWG according to UL/CUL	30
Maximum AWG according to UL/CUL	14

## Classifications

### eclass

eCl@ss 4.0	272607xx
eCl@ss 4.1	27260701
eCl@ss 5.0	27260701
eCl@ss 5.1	27260701
eCl@ss 6.0	27260704
eCl@ss 7.0	27440402

### etim

ETIM 3.0	EC001121
ETIM 4.0	EC002638
ETIM 5.0	EC002638

### unspsc

UNSPSC 6.01	30211810
UNSPSC 7.0901	39121409
UNSPSC 11	39121409
UNSPSC 12.01	39121409
UNSPSC 13.2	39121409

## Approvals

### Approvals

---

#### Approvals

UL Recognized / VDE report with production monitoring / cUL Recognized / GOST / IECCEB Scheme / GOST / cULus Recognized

---

#### Ex Approvals

---


#### Approvals submitted

---


### Approval details

# Printed-circuit board connector - IMC 1.5/12-ST-GF-3.81 - 1858138


## Approvals

UL Recognized 

	B	D
mm <sup>2</sup> /AWG/kcmil	30-14	30-14
Nominal current I <sub>N</sub>	8 A	8 A
Nominal voltage U <sub>N</sub>	300 V	300 V

VDE report with production monitoring 

mm <sup>2</sup> /AWG/kcmil	0.2-1.5
Nominal current I <sub>N</sub>	8 A
Nominal voltage U <sub>N</sub>	160 V

cUL Recognized 

	B	D
mm <sup>2</sup> /AWG/kcmil	30-14	30-14
Nominal current I <sub>N</sub>	8 A	8 A
Nominal voltage U <sub>N</sub>	300 V	300 V

GOST 

IECEE CB Scheme

mm <sup>2</sup> /AWG/kcmil	0.2-1.5
Nominal current I <sub>N</sub>	8 A
Nominal voltage U <sub>N</sub>	160 V

GOST 

cULus Recognized 

## Printed-circuit board connector - IMC 1.5/12-ST-GF-3.81 - 1858138

### Accessories

#### Accessories

#### Marking

Marker cards - SK 3,81/2,8:FORTL.ZAHLEN - 0804109



Marker cards, Card, white, Labeled, Horizontal: Consecutive numbers 1 - 10, 11 - 20, etc. up to 91 - (99)100, Mounting type: Adhesive, For terminal block width: 3.81 mm

---

### Plug/Adapter

Coding profile - CP-MSTB - 1734634



Keying profile, is inserted into the slot on the plug or inverted header, red insulating material

---

### Tools

Screwdriver - SZS 0,4X2,5 VDE - 1205037



Screwdriver, bladed, VDE insulated, size: 0.4 x 2.5 x 80 mm, 2-component grip, with non-slip grip

---

Cable housing - KGG-MC 1,5/ 2 - 1834343



Cable housing, Pitch: 0 mm, Number of positions: 2, Dimension a: 10.01 mm, Color: green

---

Cable housing - KGG-MC 1,5/ 6 - 1834385



Cable housing, Pitch: 0 mm, Number of positions: 6, Dimension a: 25.25 mm, Color: green

## Printed-circuit board connector - IMC 1.5/12-ST-GF-3.81 - 1858138

### Accessories


#### Additional products

Printed-circuit board connector - MCVW 1,5/12-STF-3,81 - 1828595



Plug component, Nominal current: 8 A, Rated voltage (III/2): 160 V, Number of positions: 12, Pitch: 3.81 mm, Connection method: Screw connection, Color: green, Contact surface: Tin

Printed-circuit board connector - QC 0,5/12-STF-3,81 - 1897649



Plug component, Nominal current: 6 A, Rated voltage (III/2): 200 V, Number of positions: 12, Pitch: 3.81 mm, Connection method: Insulation displacement connection QUICKON, Color: green, Contact surface: Tin

Printed-circuit board connector - MCC 1/12-STZF-3,81 - 1852464



Plug component, Nominal current: 8 A, Rated voltage (III/2): 160 V, Number of positions: 12, Pitch: 3.81 mm, Connection method: Crimp connection, Color: green, Corresponding female crimp contacts with current [A] and conductor cross section range [mm<sup>2</sup>] data: 5A/MCC-MT 0,2-0,35 (1859988); 8A/MCC-MT 0,5-1,0 (1859991)

Printed-circuit board connector - FK-MCP 1,5/12-STF-3,81 - 1851339



Plug component, Nominal current: 8 A, Rated voltage (III/2): 160 V, Number of positions: 12, Pitch: 3.81 mm, Connection method: Spring-cage conn., Color: green, Contact surface: Tin

Printed-circuit board connector - FRONT-MC 1,5/12-STF-3,81 - 1850958



Plug component, Nominal current: 8 A, Rated voltage (III/2): 160 V, Number of positions: 12, Pitch: 3.81 mm, Connection method: Screw connection, Color: green, Contact surface: Tin

## Printed-circuit board connector - IMC 1.5/12-ST-GF-3.81 - 1858138

### Accessories

Printed-circuit board connector - MCVR 1,5/12-STF-3,81 - 1828443



Plug component, Nominal current: 8 A, Rated voltage (III/2): 160 V, Number of positions: 12, Pitch: 3.81 mm, Connection method: Screw connection, Color: green, Contact surface: Tin

Printed-circuit board connector - MC 1,5/12-STF-3,81 - 1827800



Plug component, Nominal current: 8 A, Rated voltage (III/2): 160 V, Number of positions: 12, Pitch: 3.81 mm, Connection method: Screw connection, Color: green, Contact surface: Tin

### Drawings

Dimensioned drawing

