


CLF12577NIT-100M-D



<b>Applications</b>	Automotive Grade
<b>Feature</b>	AEC-Q200
	Wire Wound
	Magnetic Shield
	Ferrite Core
<b>Series</b>	CLF-NI-D
<b>Status</b>	Production



Size	
Length(L)	12.80mm ±0.30mm
Width(W)	12.50mm ±0.30mm
Thickness(T)	7.70mm ±0.30mm
Recommended Land Pattern (A)	4.50mm Nom.
Recommended Land Pattern (B)	6.20mm Nom.
Recommended Land Pattern (C)	4.20mm Nom.

Electrical Characteristics	
Inductance	10µH ±20% at 100kHz
Rated Current (L Change) [Typ.]	9.2A (30% Down)
Rated Current (L Change) [Max.]	6.4A (30% Down)
Rated Current (Temperature Rise) [Typ.]	7.7A (40°C Rise)
Rated Current (Temperature Rise) [Max.]	
DC Resistance [Typ.]	12mΩ
DC Resistance [Max.]	14.4mΩ
Self Resonant Frequency [Min.]	
Self Resonant Frequency [Typ.]	
Q [Min.]	
Q [Typ.]	

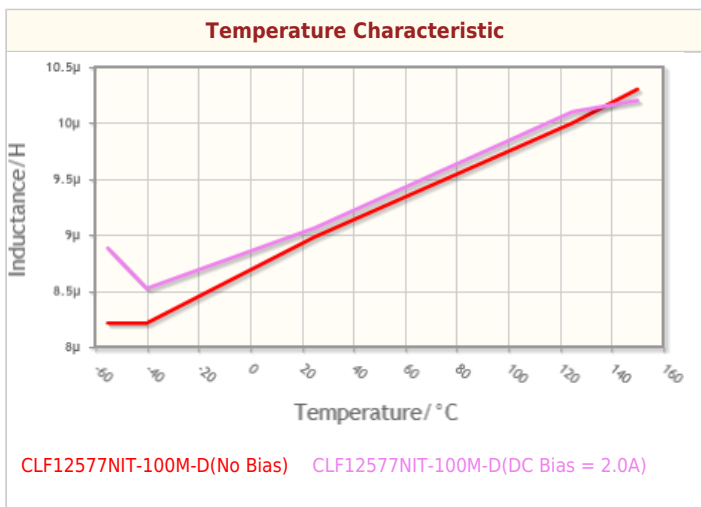
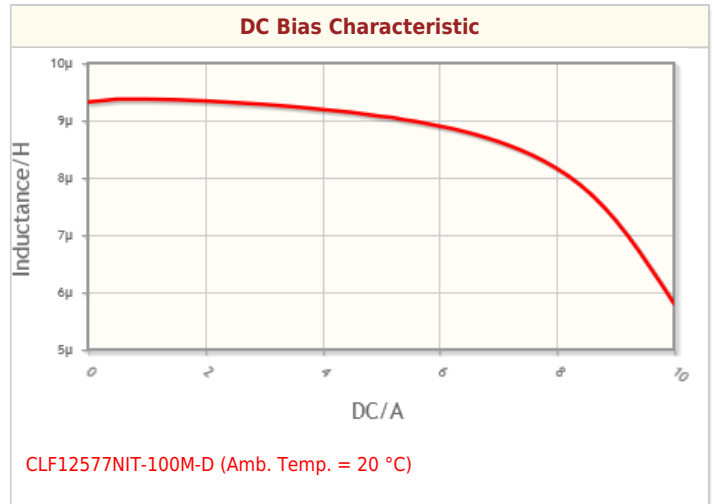
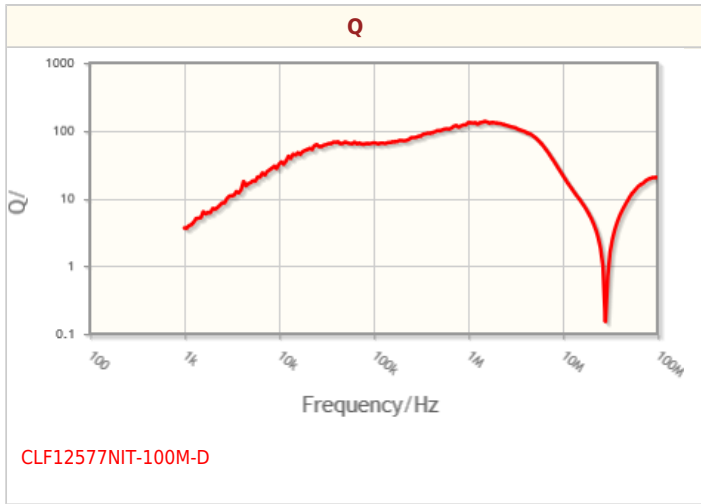
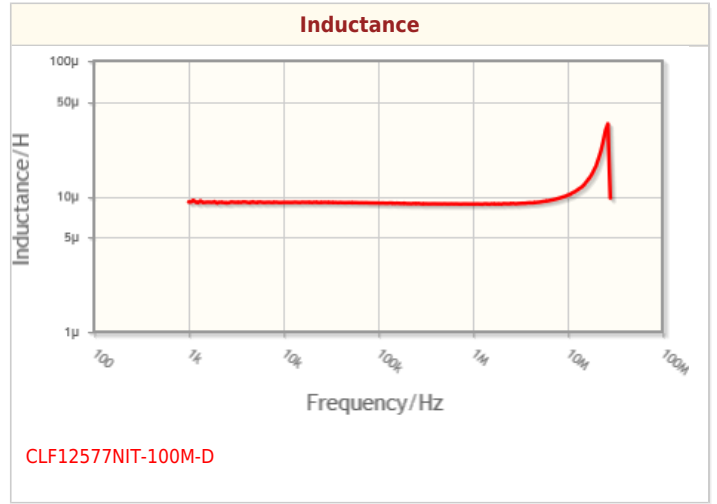
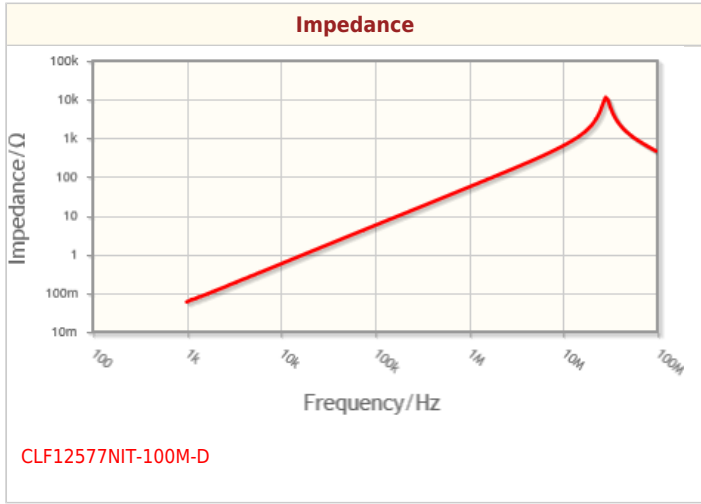
Other	
Operating Temp. Range (Including Self-Temp. Rise)	-55 to 150°C
Soldering Method	Reflow
	Iron Soldering
AEC-Q200	Yes
Packing	Blister (Plastic)Taping [330mm Reel]
Package Quantity	500pcs
Weight	4g

! Images are for reference only and show exemplary products.  
! This PDF document was created based on the data listed on the TDK Corporation website.  
! All specifications are subject to change without notice.

CLF12577NIT-100M-D



Characteristic Graphs(This is reference data, and does not guarantee the products characteristics.)

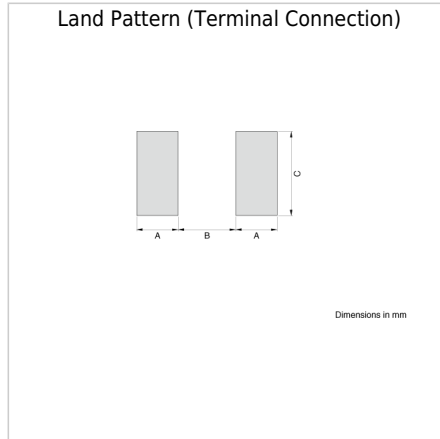
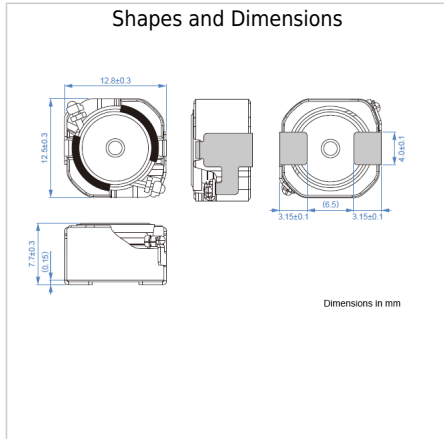


! Images are for reference only and show exemplary products.  
! This PDF document was created based on the data listed on the TDK Corporation website.  
! All specifications are subject to change without notice.

CLF12577NIT-100M-D



## Associated Images



! Images are for reference only and show exemplary products.  
! This PDF document was created based on the data listed on the TDK Corporation website.  
! All specifications are subject to change without notice.