

Relay Module - PLC-RSP- 24UC/21AU/RW - 2987024

Please be informed that the data shown in this PDF Document is generated from our Online Catalog. Please find the complete data in the user's documentation. Our General Terms of Use for Downloads are valid (<http://phoenixcontact.com/download>)



PLC-INTERFACE for railway applications, consisting of basic terminal block with spring-cage connection and plug-in miniature relay with multi-layer gold contact, range: $0.7 \times U_N$ to $1.25 \times U_N$, temperature class TX: -40°C to $+70^\circ\text{C}$, 1 PDT, input voltage 24 V DC

The illustration shows the version
PLC-RSP-24UC/21/RW

Why buy this product

- Optimum relay operation thanks to wide-range electronics
- Safe isolation according to DIN EN 50178 between coil and contact
- Certified according to EN 50155
- Vibration and shock resistance according to EN 50155
- Input voltage range of 0.7 to $1.25 \times U_N$ ($1.4 \times U_N$ briefly)
- Temperature range from -40°C to $+70^\circ\text{C}$ ($+85^\circ\text{C}$ briefly)
- Spring-cage and Push-in connection technology



Key Commercial Data

| | |
|--------------------------------------|----------|
| Packing unit | 1 STK |
| Weight per Piece (excluding packing) | 40.0 g |
| Custom tariff number | 85364190 |
| Country of origin | Germany |

Technical data

Note

| | |
|-------------------------|---|
| Utilization restriction | EMC: class A product, see manufacturer's declaration in the download area |
|-------------------------|---|

Dimensions

| | |
|-------|--------|
| Width | 6.2 mm |
|-------|--------|

Relay Module - PLC-RSP- 24UC/21AU/RW - 2987024

Technical data

Dimensions

| | |
|--------|-------|
| Height | 80 mm |
| Depth | 94 mm |

Ambient conditions

| | |
|---|---|
| Ambient temperature (operation) | -40 °C ... 70 °C (Temperature class TX) |
| Ambient temperature (storage/transport) | -40 °C ... 85 °C |

Coil side

| | |
|---|-----------------------------------|
| Nominal input voltage U_N | 24 V DC |
| Input voltage range in reference to U_N | 0.7 ... 1.25 |
| Typical input current at U_N | 9 mA |
| Typical response time | 4 ms |
| Typical release time | 4 ms |
| Coil voltage | 12 V DC |
| Protective circuit | Bridge rectifier Bridge rectifier |
| | Free-wheeling diode Damping diode |
| | Surge protection |
| | RCZ filter |
| | Wide-range electronics |
| Operating voltage display | Yellow LED |

Contact side

| | |
|--|--|
| Contact type | 1 PDT |
| Contact material | AgSnO, hard gold-plated |
| Maximum switching voltage | 30 V AC |
| | 36 V DC |
| Minimum switching voltage | 100 mV (at 10 mA) |
| Min. switching current | 1 mA (at 24 V) |
| Maximum inrush current | 50 mA |
| Limiting continuous current | 50 mA |
| Interrupting rating (ohmic load) max. | 1.2 W (at 24 V DC) |
| Switching capacity in acc. with DIN VDE 0660/IEC 60947 | 1 A (24 V (DC13)) |
| | 0.2 A (110 V (DC13)) |
| | 0.1 A (220 V (DC13)) |
| | 3 A (24 V (AC15)) |
| | 3 A (120 V (AC15)) |
| | 3 A (230 V (AC 15)) |
| Note | the following values are applicable if a gold layer is destroyed |

Relay Module - PLC-RSP- 24UC/21AU/RW - 2987024

Technical data

Contact side

| | |
|--|---|
| Maximum switching voltage | 250 V AC/DC (Separating plate PLC-ATP must be installed for voltages larger than 250 V (L1, L2, L3) between identical terminal blocks in adjacent modules.) |
| Minimum switching voltage | 12 V AC/DC |
| Limiting continuous current | 6 A |
| Min. switching current | 10 mA |
| Interrupting rating (ohmic load) max. | 140 W (at 24 V DC) |
| | 20 W (at 48 V DC) |
| | 18 W (at 60 V DC) |
| | 23 W (at 110 V DC) |
| | 40 W (at 220 V DC) |
| | 1500 VA (for 250 V AC) |
| Switching capacity in acc. with DIN VDE 0660/IEC 60947 | 2 A (at 24 V, DC13) |
| | 0.2 A (at 110 V, DC13) |
| | 0.1 A (at 220 V, DC13) |
| | 3 A (at 24 V, AC15) |
| | 3 A (at 120 V, AC15) |
| | 3 A (at 230 V, AC15) |

Connection data input side

| | |
|----------------------------------|--|
| Connection name | Coil side |
| Connection method | Spring-cage connection |
| Stripping length | 8 mm |
| Conductor cross section solid | 0.14 mm ² ... 2.5 mm ² |
| Conductor cross section flexible | 0.14 mm ² ... 2.5 mm ² |
| Conductor cross section AWG | 26 ... 14 |

Connection data output side

| | |
|----------------------------------|--|
| Connection name | Contact side |
| Connection method | Spring-cage connection |
| Stripping length | 8 mm |
| Conductor cross section solid | 0.14 mm ² ... 2.5 mm ² |
| Conductor cross section flexible | 0.14 mm ² ... 2.5 mm ² |
| Conductor cross section AWG | 26 ... 14 |

General

| | |
|--|-------------------------------------|
| Test voltage relay winding/relay contact | 4 kV _{rms} (50 Hz, 1 min.) |
| Operating mode | 100% operating factor |
| Degree of protection | RT III (Relay) |

Relay Module - PLC-RSP- 24UC/21AU/RW - 2987024

Technical data

General

| | |
|--|--------------------------------|
| | IP20 (Relay socket) |
| Mechanical service life | Approx. 2×10^7 cycles |
| Flammability rating according to UL 94 | V0 |
| Standards/regulations | EN 50155 (VDE 0115 part 200) |
| | EN 50178 |
| | IEC 62103 |
| | EN 61373 |
| | EN 50121 |
| Rated surge voltage/insulation | 6 kV |
| Rated insulation voltage | 250 V AC |
| Degree of pollution | 2 |
| Overvoltage category | III |
| Mounting position | any |
| Assembly instructions | In rows with zero spacing |

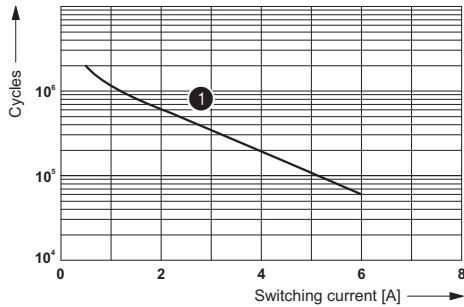
Standards and Regulations

| | |
|--|------------------------------|
| Connection in acc. with standard | CUL |
| Standards/regulations | EN 50155 (VDE 0115 part 200) |
| | EN 50178 |
| | IEC 62103 |
| | EN 61373 |
| | EN 50121 |
| Rated insulation voltage | 250 V AC |
| Rated surge voltage/insulation | 6 kV |
| Degree of pollution | 2 |
| Overvoltage category | III |
| Flammability rating according to UL 94 | V0 |

Drawings

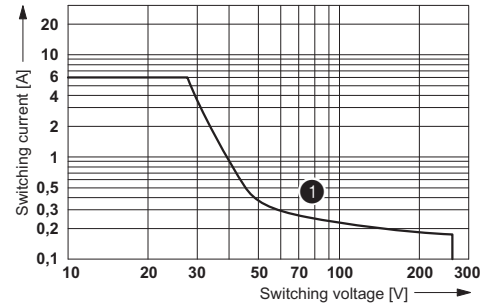
Relay Module - PLC-RSP- 24UC/21AU/RW - 2987024

Diagram



1 250 V AC, ohmic load

Diagram

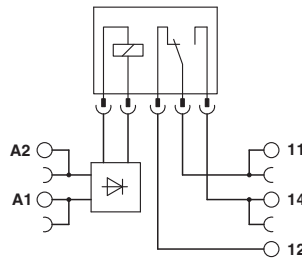


1 ohmic load

Electrical service life

DC interrupting rating

Circuit diagram



Classifications

eCl@ss

| | |
|------------|----------|
| eCl@ss 4.0 | 27371102 |
| eCl@ss 4.1 | 27371102 |
| eCl@ss 5.0 | 27371001 |
| eCl@ss 5.1 | 27371001 |
| eCl@ss 6.0 | 27371001 |
| eCl@ss 7.0 | 27371001 |
| eCl@ss 8.0 | 27371601 |
| eCl@ss 9.0 | 27371601 |

ETIM

| | |
|----------|----------|
| ETIM 2.0 | EC000196 |
| ETIM 3.0 | EC000196 |
| ETIM 4.0 | EC000196 |
| ETIM 5.0 | EC001437 |

Relay Module - PLC-RSP- 24UC/21AU/RW - 2987024

Classifications

UNSPSC

| | |
|---------------|----------|
| UNSPSC 6.01 | 30211916 |
| UNSPSC 7.0901 | 39121515 |
| UNSPSC 11 | 39121515 |
| UNSPSC 12.01 | 39121515 |
| UNSPSC 13.2 | 39121515 |

Approvals

Approvals


Approvals


UL Listed / cUL Listed / GL / UL Recognized / cUL Recognized / EAC / RC FRT / cULus Recognized / cULus Listed

Ex Approvals


Approvals submitted

Approval details

UL Listed 





cUL Listed 

GL

UL Recognized 

Relay Module - PLC-RSP- 24UC/21AU/RW - 2987024

Approvals



Accessories

Accessories

Bridge

Continuous plug-in bridge - FBST 500-PLC RD - 2966786



Continuous plug-in bridge, Length: 500 mm, Color: red

Continuous plug-in bridge - FBST 500-PLC BU - 2966692



Continuous plug-in bridge, Length: 500 mm, Color: blue

Relay Module - PLC-RSP- 24UC/21AU/RW - 2987024

Accessories

Continuous plug-in bridge - FBST 500-PLC GY - 2966838



Continuous plug-in bridge, Length: 500 mm, Color: gray

Single plug-in bridge - FBST 6-PLC RD - 2966236



Single plug-in bridge, Length: 6 mm, Number of positions: 2, Color: red

Single plug-in bridge - FBST 6-PLC BU - 2966812



Single plug-in bridge, Length: 6 mm, Number of positions: 2, Color: blue

Single plug-in bridge - FBST 6-PLC GY - 2966825



Single plug-in bridge, Length: 6 mm, Number of positions: 2, Color: gray

Single plug-in bridge - FBST 8-PLC GY - 2967688



Single plug-in bridge, Length: 8 mm, Number of positions: 2, Color: gray

DIN rail

Relay Module - PLC-RSP- 24UC/21AU/RW - 2987024

Accessories

DIN rail, unperforated - NS 35/ 7,5 V2A UNPERF 2000MM - 0801377



DIN rail, unperforated, Width: 35 mm, Height: 7.5 mm, Length: 2000 mm, Color: silver

DIN rail perforated - NS 35/ 7,5 PERF 2000MM - 0801733



DIN rail, material: steel galvanized and passivated with a thick layer, perforated, height 7.5 mm, width 35 mm, length: 2000 mm

DIN rail, unperforated - NS 35/ 7,5 CU UNPERF 2000MM - 0801762



DIN rail, material: Copper, unperforated, height 7.5 mm, width 35 mm, length: 2 m

DIN rail, unperforated - NS 35/15 UNPERF 2000MM - 1201714



DIN rail, material: Steel, unperforated, height 15 mm, width 35 mm, length: 2 m

DIN rail, unperforated - NS 35/15 CU UNPERF 2000MM - 1201895



DIN rail, material: Copper, unperforated, 1.5 mm thick, height 15 mm, width 35 mm, length: 2 m

Relay Module - PLC-RSP- 24UC/21AU/RW - 2987024

Accessories

DIN rail, unperforated - NS 35/15-2,3 UNPERF 2000MM - 1201798



DIN rail, material: Steel, unperforated, 2.3 mm thick, height 15 mm, width 35 mm, length: 2 m

DIN rail, unperforated - NS 35/15 AL UNPERF 2000MM - 1201756



DIN rail, deep drawn, high profile, unperforated, 1.5 mm thick, material: aluminum, height 15 mm, width 35 mm, length 2000 mm

DIN rail perforated - NS 35/15 PERF 2000MM - 1201730



DIN rail, material: steel galvanized and passivated with a thick layer, perforated, height 15 mm, width 35 mm, length: 2000 mm

DIN rail, unperforated - NS 35/ 7,5 UNPERF 2000MM - 0801681



DIN rail, material: Steel, unperforated, height 7.5 mm, width 35 mm, length: 2 m

Labeled terminal marker

Zack marker strip - ZB 6,LGS:FORTL.ZAHLEN - 1051016



Zack marker strip, Strip, white, labeled, can be labeled with: Plotter, Printed horizontally: Consecutive numbers 1 - 10, 11 - 20, etc. up to 491 - 500, Mounting type: Snap into tall marker groove, for terminal block width: 6.2 mm, Lettering field: 6.15 x 10.5 mm

Relay Module - PLC-RSP- 24UC/21AU/RW - 2987024

Accessories

Partition plate

Separating plate - PLC-ATP BK - 2966841



Separating plate, 2 mm thick, required at the start and end of a PLC terminal strip. Furthermore, it is used for: visual separation of groups, safe isolation of different voltages of neighboring PLC relays in acc. with DIN VDE 0106-101, isolation

Power module

Power terminal block - PLC-ESK GY - 2966508



Power terminal block, for the input of up to four potentials, for mounting on NS 35/7.5

Screwdriver tools

Screwdriver - SZF 1-0,6X3,5 - 1204517



Actuation tool, for ST terminal blocks, also suitable for use as a bladed screwdriver, size: 0.6 x 3.5 x 100 mm, 2-component grip, with non-slip grip

Terminal marking

Zack marker strip - ZB 6:UNBEDRUCKT - 1051003



Zack marker strip, Strip, white, unlabeled, can be labeled with: Plotter, Mounting type: Snap into tall marker groove, for terminal block width: 6.2 mm, Lettering field: 6.15 x 10.5 mm

Relay Module - PLC-RSP- 24UC/21AU/RW - 2987024

Accessories

Zack marker strip - ZB 6/WH-100:UNBEDRUCKT - 5060935



Zack marker strip, Strip, white, unlabeled, can be labeled with: Plotter, Mounting type: Snap into tall marker groove, for terminal block width: 6.2 mm, Lettering field: 6.15 x 10.5 mm

Spare parts

Single relay - REL-MR- 12DC/21AU - 2961163



Plug-in miniature power relay, with multi-layer gold contact, 1 PDT, input voltage 12 V DC