



# CSS0316P Series SMD WIRE WOUND POWER INDUCTORS (SHIELDED)

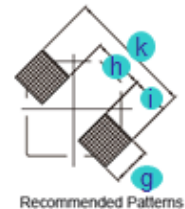
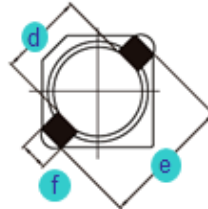
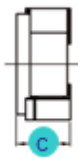
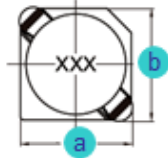
Rev. A

## A. Electrical Specifications:

P/N	Marking	Inductance (μH)	Test Freq. (KHz)	DCR Max. (mΩ)	Rated Current (mA)
CSS0316P-1R5N	1R5	1.5	100	52	1550
CSS0316P-2R2N	2R2	2.2	100	72	1200
CSS0316P-3R3N	3R3	3.3	100	85	1100
CSS0316P-4R7N	4R7	4.7	100	105	900
CSS0316P-6R8N	6R8	6.8	100	170	730
CSS0316P-100N	100	10.0	100	210	550
CSS0316P-150N	150	15.0	100	295	450
CSS0316P-220N	220	22.0	100	430	400
CSS0316P-330N	330	33.0	100	675	320

## B. Dimensions: mm (Inch)

Series	a	b	c	d	e	f	g	h	i	k
CSS0316P	3.8 (0.150)	3.8 (0.150)	1.80 (0.071)	Ø2.1 (0.083)	4.4 (0.173)	1.1 (0.043)	1.5 (0.059)	2.4 (0.094)	1.4 (0.055)	5.2 (0.205)
Tol.	±0.2 (0.008)	±0.2 (0.008)	Max.	±0.1 (0.004)	±0.2 (0.008)	±0.2 (0.008)	Typ.	Typ.	Typ.	Typ.



## C. General Information:

1. CSS0316P-xxx\_, "CSS0316P" = P/N, "xxx" = Inductance, "\_" = Tolerance.
2. Tolerance "\_": N: ± 30%, M: ± 20%, L: ± 15%.
3. Operating temperature range: -30°C to +100°C (Including self-heating).
4. Storage temperature: -40°C to +85°C.
5. Inductance measured using the HP4284A and Chroma1320 & 3302.
6. DCR measured using Chroma 16502 milliohm meter.
7. Inductance drop no more than 35% of initial value at Isat, temperature rise Δt < 40°C at rated current.
8. Inductance and Current range: From 1.5 μH (1550mA) to 33.0 μH (320mA).
9. MSL: Level 1.

## D. Applications:

1. Game Consoles
2. Set Top Boxes
3. Cables Modems
4. Computers
5. Mobile Communication Devices (Cell Phones, Radios, etc.)
6. PDA, LCD, DVD, BRP, HD.



# CSS0316P Series SMD WIRE WOUND POWER INDUCTORS (SHIELDED)

Rev. A

## E. Characteristics Curve:

