

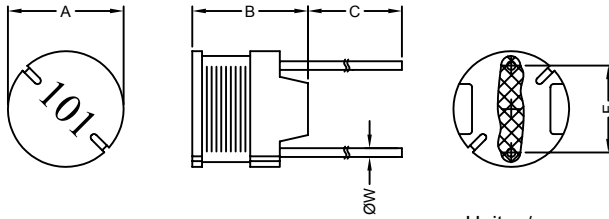
1. PART NO. EXPRESSION :

R C C 0 6 0 5 2 2 0 K Z F
 (a) (b) (c) (d)(e)(f)

- (a) Series code
- (b) Dimension code
- (c) Inductance code : 220 = 22uH

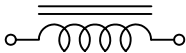
- (d) Tolerance code : K = ±10%
- (e) X, Y, Z : Standard part
- (f) F : Lead Free

2. CONFIGURATION & DIMENSIONS :

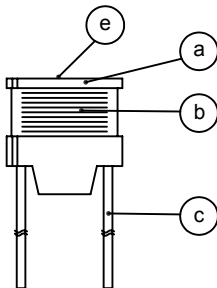


A	B	C	F	ØW
6.0±0.5	5.0 Max.	20.0±5.0	4.0±0.5	0.50±0.10

3. SCHEMATIC :



4. MATERIALS :



- (a) Core : DR Ferrite Core
- (b) Wire : Enamelled Copper Wire
- (c) Lead : Tinned Copper Wire
- (d) Adhesive : Epoxy
- (e) Ink : Bon Margue

5. GENERAL SPECIFICATION :

- a) The inductance drop at rated is 10% max.
- b) Temp. rise : 40°C max. at rated current
- c) Storage temp. : -40°C to +125°C
- d) Operating temp. : -40°C to +85°C



RoHS Compliant

NOTE : Specifications subject to change without notice. Please check our website for latest information.

01.07.2008

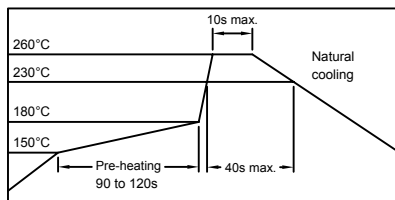


SUPERWORLD ELECTRONICS (S) PTE LTD

6. ELECTRICAL CHARACTERISTICS :

Part No.	Inductance (μ H)	Test Frequency (Hz)	RDC (Ω) Max.	IDC (A) Max.
RCC0605220KZF	22 \pm 10%	2.52M	0.18	0.90
RCC0605270KZF	27 \pm 10%	2.52M	0.21	0.81
RCC0605330KZF	33 \pm 10%	2.52M	0.27	0.74
RCC0605390KZF	39 \pm 10%	2.52M	0.29	0.68
RCC0605470KZF	47 \pm 10%	2.52M	0.34	0.62
RCC0605560KZF	56 \pm 10%	2.52M	0.42	0.57
RCC0605680KZF	68 \pm 10%	2.52M	0.48	0.51
RCC0605820KZF	82 \pm 10%	2.52M	0.55	0.47
RCC0605101KZF	100 \pm 10%	1K	0.68	0.42
RCC0605121KZF	120 \pm 10%	1K	0.77	0.39
RCC0605151KZF	150 \pm 10%	1K	0.95	0.35
RCC0605181KZF	180 \pm 10%	1K	1.15	0.32
RCC0605221KZF	220 \pm 10%	1K	1.30	0.29
RCC0605271KZF	270 \pm 10%	1K	1.55	0.26
RCC0605331KZF	330 \pm 10%	1K	2.18	0.23
RCC0605391KZF	390 \pm 10%	1K	2.47	0.21
RCC0605471KZF	470 \pm 10%	1K	2.92	0.20
RCC0605561KZF	560 \pm 10%	1K	3.97	0.18
RCC0605681KZF	680 \pm 10%	1K	4.57	0.16
RCC0605821KZF	820 \pm 10%	1K	5.28	0.15
RCC0605102KZF	1000 \pm 10%	1K	7.06	0.13

RECOMMENDED SOLDERING CONDITIONS REFLOW SOLDERINGS



RoHS Compliant

NOTE : Specifications subject to change without notice. Please check our website for latest information.

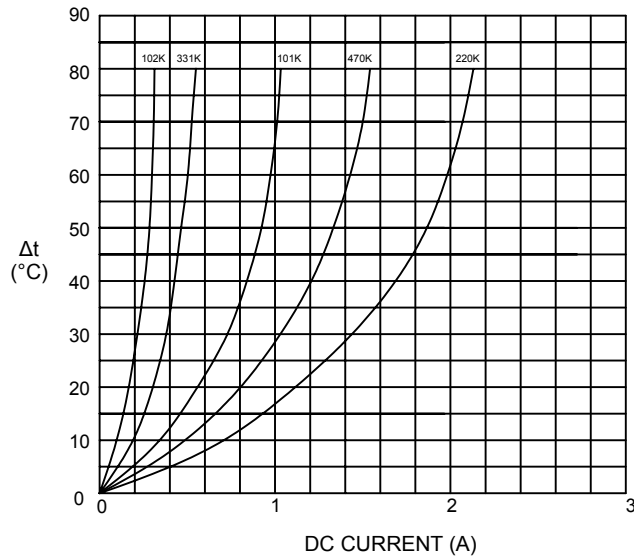
01.07.2008



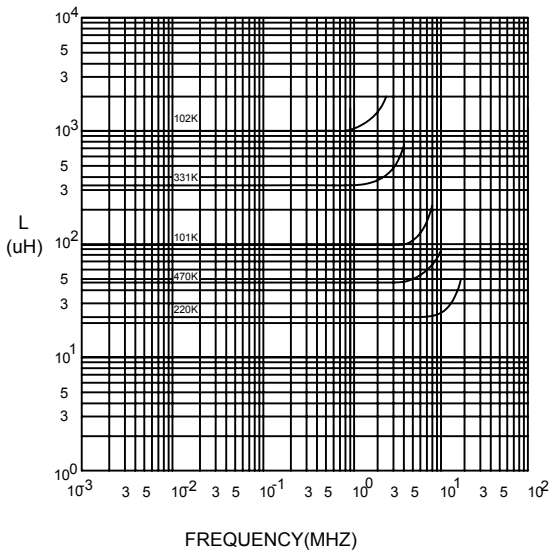
SUPERWORLD ELECTRONICS (S) PTE LTD

7. CHARACTERISTICS CURVES :

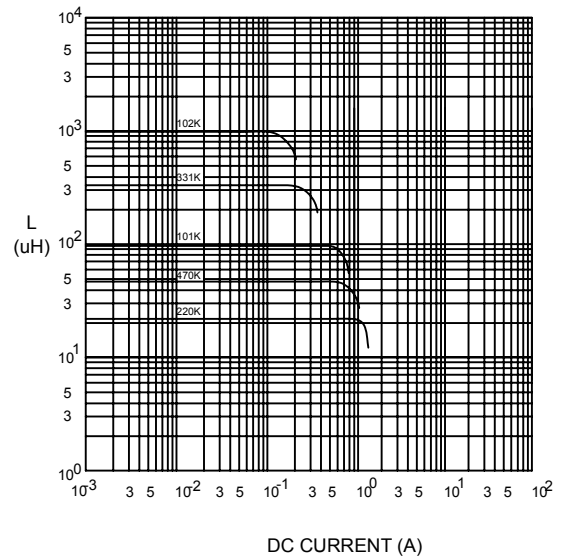
@ TEMP. RISE VS. DC SUPERPOSITION RESPONSE CURVE



@ INDUCTANCE VS. FREQUENCY RESPONSE CURVE



@ INDUCTANCE VS. DC SUPERPOSITION RESPONSE CURVE



NOTE : Specifications subject to change without notice. Please check our website for latest information.



RoHS Compliant

01.07.2008



SUPERWORLD ELECTRONICS (S) PTE LTD

RADIAL CHOKE COIL

RCC0605 SERIES

8. PACKAGING INFORMATION :

Size	RCC0605
Inner Package	Box (small)
Quantity	200 pcs

9. UL CARD :

OBMW2		November 30, 2000		
Magnet Wire - Component				
PACIFIC ELECTRIC WIRE & CABLE (SHENZHEN) CO LTD				E201757
607 BAOLONG INDUSTRIAL ESTATE LONGGANG, SHENZHEN				
GUANGDONG CHINA				
Mtl Dsg	BC	Coating Type	ANSI Type	TI
UEW/U	Polyurethane	—	—	130
PEW/U	Polyester	—	MW5-C	155°C
PEWH/U	Modified Polyester	—	MW30-C	180
PEW-NY/U	Polyester	Polyamide	MW24-C	155
HAI/U	Polyester(Amide)(Imide)	Polyamideimide	MW35,73	200
UEW-NY/U	Polyurethane	Polyamide	MW80-C	155
			MW28-C	130
 Marking: Company name and material designation or marked designation on package or reel, and Recognized Component Mark.				
<hr/>				
See General Information Preceding These Recognitions				
1/3/2001	Underwriters Laboratories Inc.		Card 1 of 2	



RoHS Compliant

NOTE : Specifications subject to change without notice. Please check our website for latest information.

01.07.2008



SUPERWORLD ELECTRONICS (S) PTE LTD

PG. 4