

**LED NUMERIC DISPLAY, 1 DIGIT**
**BL-S100X-11XX**
**Features:**

- 26.00mm (1.0") Single digit numeric display series, BI-COLOR TYPE
- Low current operation.
- Excellent character appearance.
- Easy mounting on P.C. Boards or sockets.
- I.C. Compatible.
- ROHS Compliance.


**Electrical-optical characteristics: (Ta=25 ) (Test Condition: IF=20mA)**

Part No		Chip			VF Unit:V		Iv TYP.(mcd)
Common Cathode	Common Anode	Emitted Color	Material	λ <sub>P</sub> (nm)	Typ	Max	
BL-S100A-11SG-XX	BL-S100B-11SG-XX	Super Red	AlGaInP	660	1.85	2.20	80
		Green	GaP/GaP	570	2.20	2.50	92
BL-S100A-11EG-XX	BL-S100B-11EG-XX	Orange	GaAsP/GaP	635	2.10	2.50	92
		Green	GaP/GaP	570	2.20	2.50	92
BL-S100A-11DUG-XX	BL-S100B-11DUG-XX	Ultra Red	AlGaInP	660	2.20	2.50	120
		Ultra Green	AlGaInP	574	2.20	2.50	75
BL-S100A-11UEUG-XX	BL-S100B-11UEUG-XX	Ultra Orange	AlGaInP	630	2.10	2.50	95
		Ultra Green	AlGaInP	574	2.20	2.50	120

**■ -XX: Surface / Lens color :**

Number	0	1	2	3	4	5
Ref Surface Color	White	Black	Gray	Red	Green	
Epoxy Color	Water clear	White diffused	Red Diffused	Green Diffused	Yellow Diffused	

**■ Absolute maximum ratings (Ta=25°C)**

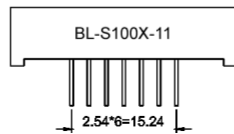
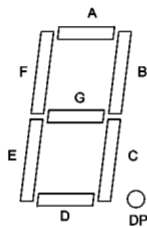
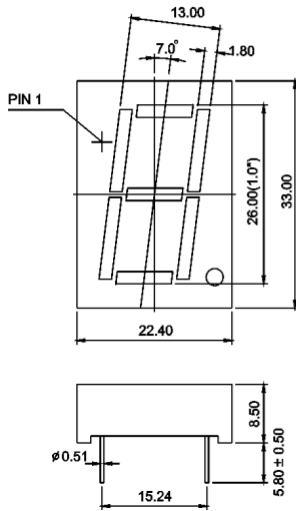
Parameter	S	G	E	D	UG	UE		U nit
Forward Current I <sub>F</sub>	30	30	30	30	30	30		mA
Power Dissipation P <sub>d</sub>	75	80	80	75	75	65		mW
Reverse Voltage V <sub>R</sub>	5	5	5	5	5	5		V
Peak Forward Current I <sub>PF</sub> (Duty 1/10 @1KHZ)	150	150	150	150	150	150		mA
Operation Temperature T <sub>OPR</sub>	-40 to +80							
Storage Temperature T <sub>STG</sub>	-40 to +85							
Lead Soldering Temperature T <sub>SOL</sub>	Max.260±5 for 3 sec Max. (1.6mm from the base of the epoxy bulb)							

LED NUMERIC DISPLAY, 1 DIGIT

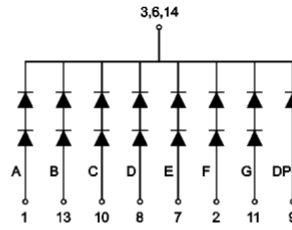
BL-S100X-11XX

Package configuration & Internal circuit diagram

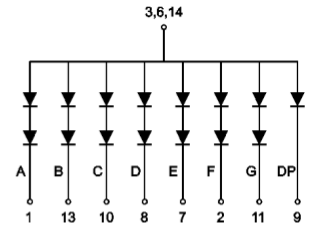
BL-S100X-11 Series



BL-S100A-11

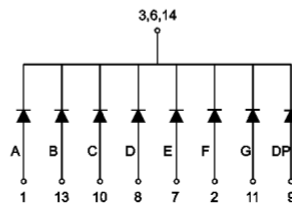


BL-S100B-11



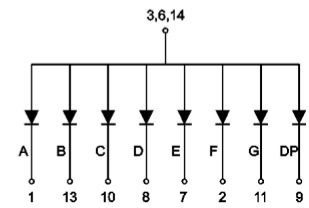
4,5,12 NO PIN

BL-S100C-11



4,5,12 NO PIN

BL-S100D-11



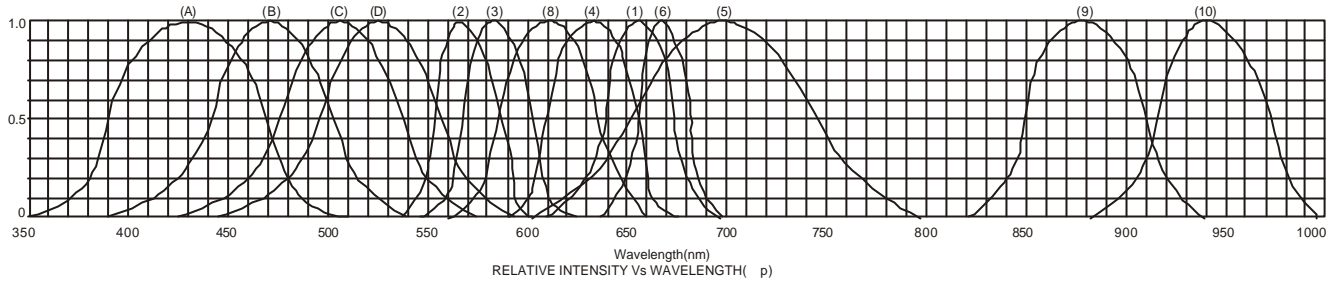
Notes:

1. All dimensions are in millimeters (inches)
2. Tolerance is  $\pm 0.25(0.01)$  unless otherwise noted.
3. Specifications are subject to change without notice.

# LED NUMERIC DISPLAY, 1 DIGIT

BL-S100X-11XX

## Typical electrical-optical characteristics curves:



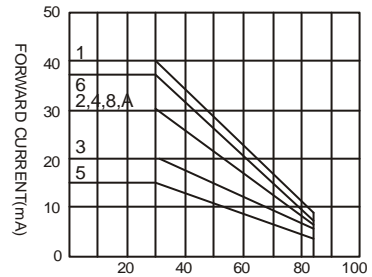
- (1) - GaAsP/GaAs 655nm/Red
- (2) - GaP 570nm/Yellow Green
- (3) - GaAsP/GaP 585nm/Yellow
- (4) - GaAsP/GaP 635nm/Orange & Hi-Eff Red
- (5) - GaP 700nm/Bright Red
- (6) - GaAlAs/GaAs 660nm/Super Red
- (8) - GaAsP/GaP 610nm/Super Red
- (9) - GaAlAs 880nm
- (10) - GaAs/GaAs & GaAlAs/GaAs 940nm
- (A) - GaN/SiC 430nm/Blue
- (B) - InGaN/SiC 470nm/Blue
- (C) - InGaN/SiC 505nm/Ultra Green
- (D) - InGaAl/SiC 525nm/Ultra Green



FORWARD VOLTAGE (Vf)  
FORWARD CURRENT VS.  
FORWARD VOLTAGE



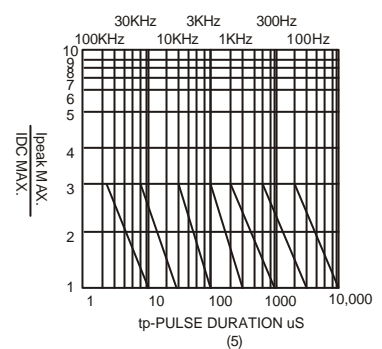
FORWARD CURRENT (mA)  
RELATIVE LUMINOUS  
INTENSITY VS. FORWARD  
CURRENT



AMBIENT TEMPERATURE Ta( )  
FORWARD CURRENT VS. AMBIENT  
TEMPERATURE



AMBIENT TEMPERATURE Ta( )



NOTE:25 free air temperature unless otherwise specified