

FEATURES

- Wide range of supply voltages
- Low supply current drain independent of supply voltage
- Low input biasing current
- Low input offset voltage and offset current
- Input common-mode voltage range includes ground
- Differential input voltage range equal to the power supply voltage
- DC voltage gain 100V/mV Typ.
- Internally frequency compensation

8 SOP / 8 DIP Pin Configuration



SOP-8 PKG



DIP-8 PKG

ORDERING INFORMATION

Device	Package
LM2904D	SOP-8
LM2904GD	
LM2904N	DIP-8

DESCRIPTION

The LM2904 consists of two independent, high gain, internally frequency compensated operational amplifiers which were designed specifically to operate from a single power supply over a wide range of voltages. Operation from split power supplies is also possible and the low power supply current drain is independent of the magnitude of the power supply voltage.

Application areas include transducer amplifiers, DC gain blocks and all the conventional op amp circuits.

ABSOLUTE MAXIMUM RATING

CHARACTERISTIC	SYMBOL	MIN.	MAX.	UNIT
Supply Voltage	V_{CC}	-	45	V
Input Voltage	V_{IN}	-0.3	45	V
Input Current ($V_{IN} = -0.3V$)	I_{IN}	-	50	mA
Operating Temperature Range	T_{OPR}	-40	125	°C

Recommended Operating Condition

CHARACTERISTIC		SYMBOL	MIN.	MAX.	UNIT
Supply Voltage	Single	V_{CC}	5	36	V
	Dual	V_{CC+}	+2.5	+18	
		V_{CC-}	-2.5	-18	V

ELECTRICAL CHARACTERISTICS

At specified free-air temperature, $V_{CC}=5V$ (unless otherwise noted)

PARAMETER	TEST CONDITIONS*	MIN	TYP	MAX	UNIT	
V_{IO} Input offset voltage	$V_{CC}=5V$ to MAX, $V_{IC}=V_{ICR}$ min, $V_O=1.4V_{\omega}$	25°C		3	7	mV
		Full range			9	
αV_{IO} Average temperature coefficient of input offset voltage		Full range		7		$\mu V/^{\circ}C$
I_{IO} Input offset current	$V_O=1.4V$	25°C		2	50	nA
		Full range			150	
αI_{IO} Average temperature coefficient of input offset current		Full range		10		$pA/^{\circ}C$
I_{IB} Input bias current	$V_O=1.4V$	25°C		-20	-250	nA
		Full range			-500	
V_{ICR} Common-mode input voltage range	$V_{CC}=5V$ to MAX	25°C	0 to $V_{CC}-1.5$			V
		Full range	0 to $V_{CC}-2$			
V_{OH} High-level output voltage	$V_{CC}=MAX$, $R_L=2k\Omega$	Full range	26			V
	$V_{CC}=MAX$, $R_L \geq 10k\Omega$	Full range	27	28		
V_{OL} Low-level output voltage	$R_L \geq 10k\Omega$	Full range		5	20	mV
A_{VD} Large-signal differential voltage amplification	$V_{CC}=15V$ $V_O=1V$ to 11V $R_L \geq 2k\Omega$	25°C	25	100		V/mV
		Full range	15			
CMRR Common-mode rejection ratio	$V_{CC} = 5V$ to MAX, $V_{IC} = V_{ICR}$ min	25°C	65	80		dB
k_{SVR} Supply voltage rejection ratio ($\Delta V_{CC}/\Delta V_{IO}$)	$V_{CC} = 5V$ to MAX	25°C	65	100		dB
V_O1/V_O2 Crosstalk attenuation	$f=1$ kHz to 20 kHz	25°C		120		dB
I_O Output current	$V_{CC}=15V$, $V_{ID}=1V$, $V_O=0V$	25°C	-30	-50		mA
		Full range	-20			
	$V_{CC}=15V$, $V_{ID}=-1V$, $V_O=15V$	25°C	15	35		mA
		Full range	7			
	$V_{CC} = 15V$, $V_{ID} = -1V$, $V_O = 2V$	25°C	15	28		mA
$V_{ID} = -1V$, $V_O = 200mV$	25°C	12	50		μA	
I_{OS} Short-circuit output current	$V_{ID} = -1V$, $V_O = 15V$	25°C		50	70	mA
I_{CC} Supply current (two amplifiers)	$V_O=2.5V$, No load	Full range		0.7	1.2	mA
	$V_{CC} = MAX$, $V_O = 0.5V_{CC}$, No load	Full range		1	2	

* All characteristics are measured under open-loop conditions with zero common-mode input voltage unless otherwise specified.

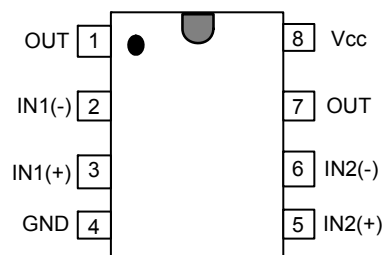
"MAX" V_{CC} for testing purposes is 36 V, $V_{CCmax} = 45V$, Temperature full range is $-40^{\circ}C$ to $+125^{\circ}C$.

ELECTRICAL CHARACTERISTICS (CONTINUED)At specified free-air temperature, $V_{CC}=5V$ (unless otherwise noted)

PARAMETER	TEST CONDITIONS*	MIN	TYP	MAX	UNIT
Slew rate	$V_{CC}=15V$, $V_{IN}=0.5$ to $3V$, $R_L=2k\Omega$, $C_L=100pF$, unity gain	$25^\circ C$	0.35		V/us
Gain bandwidth	$V_{CC}=30V$, $f=100kHz$, $V_{IN}=10mV$, $R_L=2k\Omega$, $C_L=100pF$	$25^\circ C$	700		kHz
Total harmonic distortion	$f=1kHz$, $A_V=20dB$, $R_L=2k\Omega$, $V_O=2V_{pp}$, $C_L=100pF$	$25^\circ C$	0.04		%

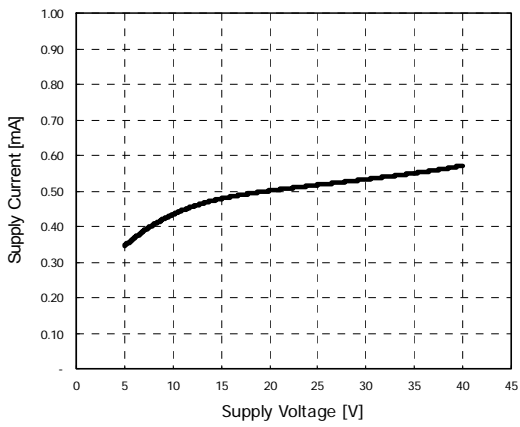
Ordering Information

Package	Order No.	Description	Supply As	Status
SOP-8	LM2904D	Dual Operational Amplifier	Reel	Contact us
SOP-8	LM2904GD	Dual Operational Amplifier, Halogen-Free	Reel	Contact us
DIP-8	LM2904N	Dual Operational Amplifier	Tube	Contact us

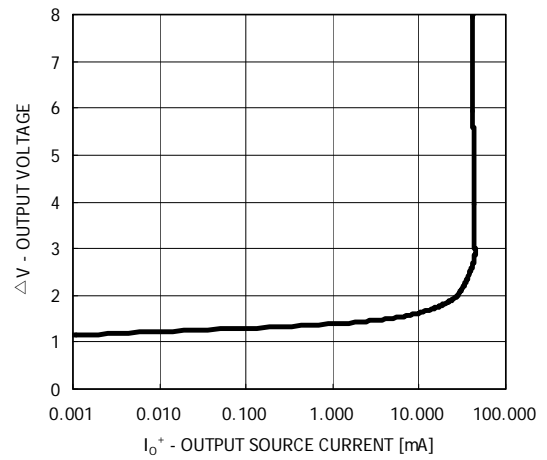
PIN CONFIGURATION

SOP-8 & DIP-8

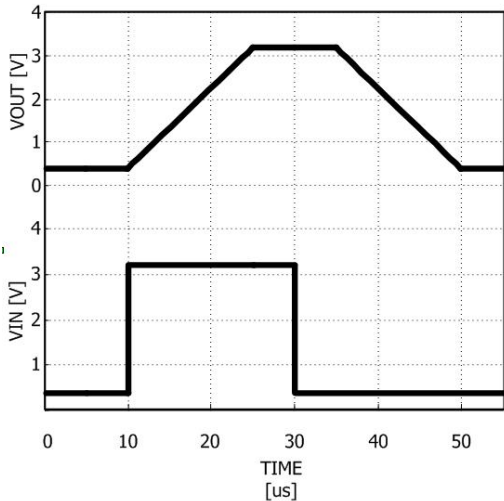
TYPICAL ELECTRICAL CHARACTERISTICS



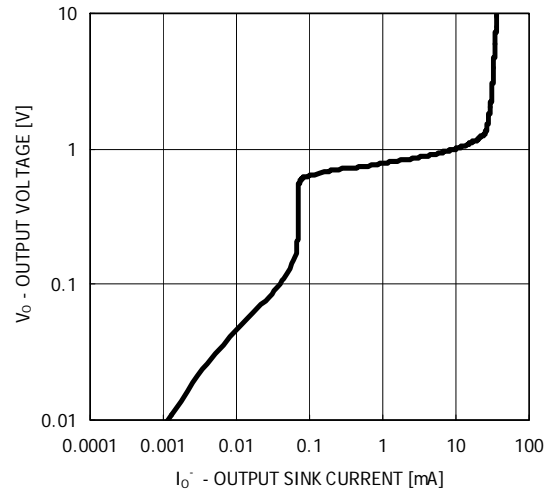
Supply current vs. Supply voltage



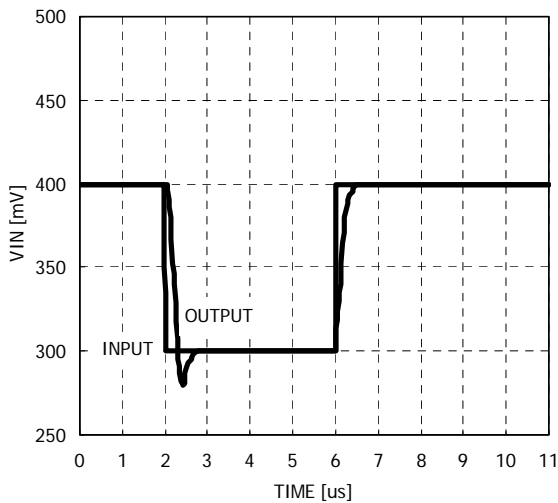
Current Sourcing vs. Output Characteristics



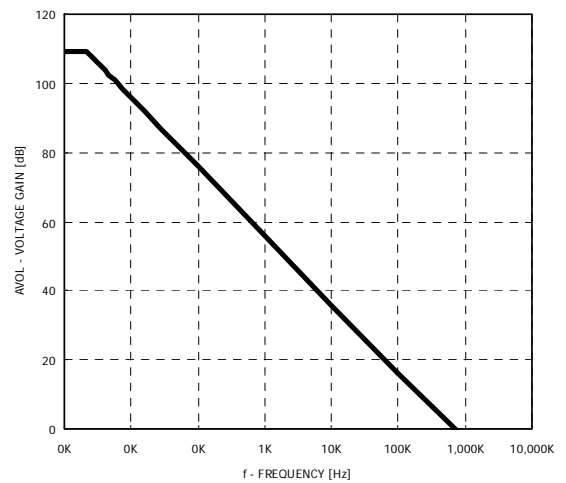
Voltage Follower Pulse Response



Current Sinking vs. Output Characteristics



Voltage Follower Pulse Response (Small Signal)



Open Loop Frequency Response