



Features

- Single-Turn / Cermet / Industrial / Sealed
- Miniature package
- Rotor designed for automatic machine adjust interface
- Withstands harsh environments and immersion cleaning processes
- Compatible with surface mount manufacturing processes
- RoHS compliant* - see [processing information](#) on RoHS compliant surface mount trimmers
- For trimmer applications/processing guidelines, [click here](#)

3361 - 1/4 " Square SMD Trimpot® Trimming Potentiometer

Electrical Characteristics

Std. Resistance Range..... 10 to 2 megohms
(see standard resistance table)
Resistance Tolerance ±10 % std.
(tighter tolerance available)
Absolute Minimum Resistance 1 % or 2 ohms
(whichever is greater)
Contact Resistance Variation 3 % or 3 ohms max.
(whichever is greater)
Adjustability
Voltage ±0.05 %
Resistance ±0.15 %
Resolution Infinite
Insulation Resistance 500 vdc.
1,000 megohms min.
Dielectric Strength
Sea Level 900 vac
80,000 Feet 350 vac
Adjustment Angle 240 ° nom.

Environmental Characteristics

Maximum Soldering Exposure
(Temp/Time) +260 °C/20 sec. max.
above 255 °C
Power Rating (300 volts max.)
70 °C 0.50 watt
125 °C 0 watt
Temperature Range -55 °C to +125 °C
Temperature Coefficient ±100 ppm/°C
Seal Test 85 °C Fluorinert†
Humidity MIL-STD-202 Method 103
96 hours
(2 % ΔTR; 10 Megohms IR)
Vibration 30 G (1 % ΔTR; 1 % ΔVR)
Shock 100 G (1 % ΔTR; 1 % ΔVR)
Load Life 1,000 hours 0.5 watt @ 70 °C
(3 % ΔTR; 3 % or 3 ohms, whichever is greater, CRV)
Rotational Life 200 cycles
(4 % ΔTR; 3 % or 3 ohms, whichever is greater, CRV)

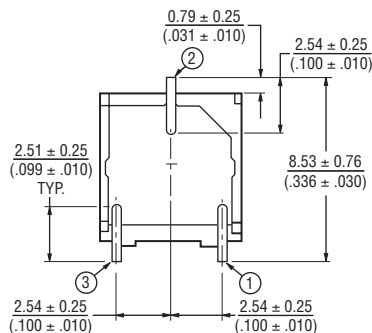
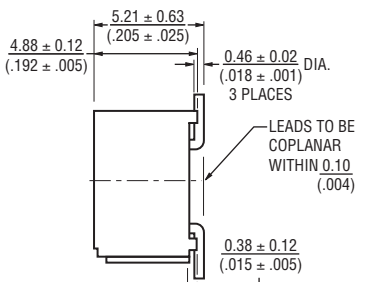
Physical Characteristics

Mechanical Angle 270 ° nom.
Torque 3.0 oz-in. max.
Stop Strength 7.0 oz-in. min.
Terminals Solderable pins
Weight 0.02 oz.
Marking Resistance code, terminal numbers, manufacturer's model number, style and date code
Wiper 50 % (Actual TR) ±10 %
Flammability U.L. 94V-0
Standard Packaging
"S" Style 500 pcs./13" reel
"P" Style 750 pcs./13" reel
Adjustment Tool H-90

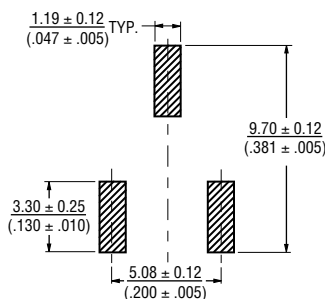


Product Dimensions

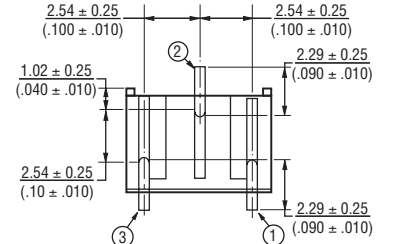
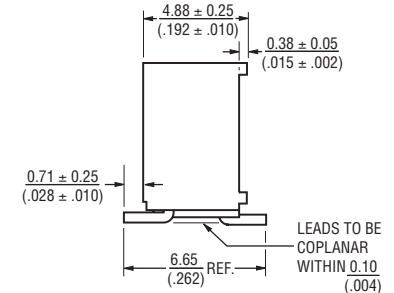
3361P



Recommended Land Pattern



3361S



Recommended Land Pattern



*RoHS Directive 2002/95/EC Jan 27, 2003 including Annex. Specifications are subject to change without notice. Customers should verify actual device performance in their specific applications.

3361 - 1/4 " Square SMD Trimpot® Trimming Potentiometer

BOURNS®

How To Order

3361 P - 1 - 502 G LF

Model _____
 Style _____
 Standard or Modified Product Indicator _____
 -1 = Standard Product
 Resistance Code _____
 Packaging Designator _____
 G = Embossed Tape
 "S" Style = 500 pcs./13 " reel
 "P" Style = 750 pcs./13 " reel
 Terminations _____
 LF = 100 % Tin-plated (RoHS compliant)
 Blank = 90 % Tin / 10 % Lead-plated (Standard)
 Consult factory for other available options.

Standard Resistance Table

Resistance (Ohms)	Resistance Code
10	100
20	200
50	500
100	101
200	201
500	501
1,000	102
2,000	202
5,000	502
10,000	103
20,000	203
25,000	253
50,000	503
100,000	104
200,000	204
250,000	254
500,000	504
1,000,000	105
2,000,000	205

Popular distribution resistance values listed in boldface. Special resistances available.

Packaging Specifications

(P Style)



(S Style)



UNITS PACKAGED 750 PIECES PER REEL.

UNITS PACKAGED 500 PIECES PER REEL.

DIMENSIONS: $\frac{\text{MM}}{\text{(INCHES)}}$

REV. 06/11

"Trimpot" is a registered trademark of Bourns, Inc. Specifications are subject to change without notice. Customers should verify actual device performance in their specific applications.