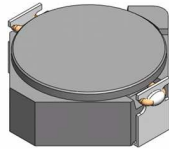


SMD Power Inductor CDRH50D20/T150



Description

- Ferrite drum core construction.
- Magnetically shielded.
- L × W × H: 5.2 × 5.2 × 2.2 mm Max.
- Product weight: 0.2g (Ref.)
- Moisture Sensitivity Level: 1
- RoHS compliance.
- Qualification to AEC-Q200.

Environmental Data

- Operating temperature range: -40°C~+150°C
- (including coil's self temperature rise)
- Storage temperature range: -40°C~+150°C
- Solder reflow temperature: 260 °C peak.

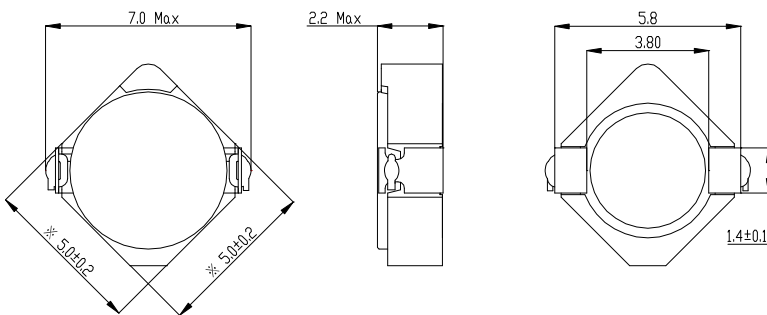
Packaging

- Carrier tape and reel packaging

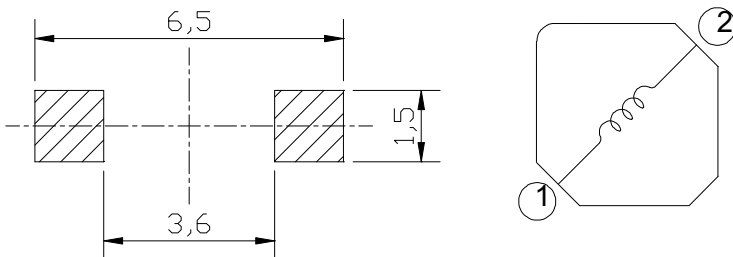
Applications

- Automotive and other high temperature, high reliability application.

Dimension - [mm]



Land pattern and Schematics - [mm]



SMD Power Inductor CDRH50D20/T150



Electrical Characteristics

Part No.	Stamp	Inductance [Within] [μ H] ※1	D. C. R. (m Ω) [Max.] (at 20°C)	Saturation Current (A) (at 20°C) ※2	Temperature Rise Current (A) typ. ※3
CDRH50D20T150NP-1R2NC	1R2	1.2 \pm 30%	30 (24)	4.00	3.40
CDRH50D20T150NP-1R8NC	1R8	1.8 \pm 30%	36 (29)	3.40	3.12
CDRH50D20T150NP-2R2NC	2R2	2.2 \pm 30%	40 (33)	3.06	2.88
CDRH50D20T150NP-3R3NC	3R3	3.3 \pm 30%	50 (41)	2.51	2.52
CDRH50D20T150NP-4R7NC	4R7	4.7 \pm 30%	74 (62)	2.04	2.08
CDRH50D20T150NP-6R8NC	6R8	6.8 \pm 30%	110 (91)	1.73	1.75
CDRH50D20T150NP-100MC	100	10.0 \pm 20%	144 (120)	1.41	1.51
CDRH50D20T150NP-150MC	150	15.0 \pm 20%	240 (200)	1.15	1.08
CDRH50D20T150NP-220MC	220	22.0 \pm 20%	320 (265)	0.97	0.98
CDRH50D20T150NP-330MC	330	33.0 \pm 20%	440 (365)	0.78	0.83
CDRH50D20T150NP-470MC	470	47.0 \pm 20%	690 (575)	0.66	0.61
CDRH50D20T150NP-101MC	101	100 \pm 20%	1280 (1100)	0.45	0.52

※1. Measuring condition: at 100 kHz.

※2. Saturation current: The value of D.C. current when the inductance decreases to 70% of it's nominal value.

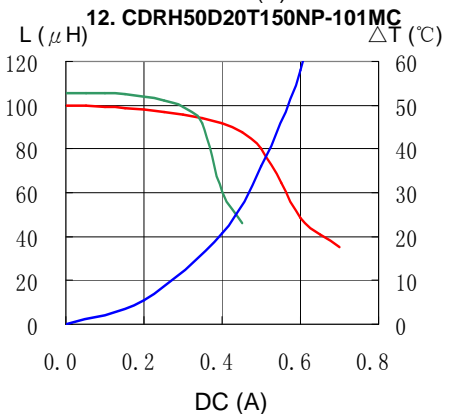
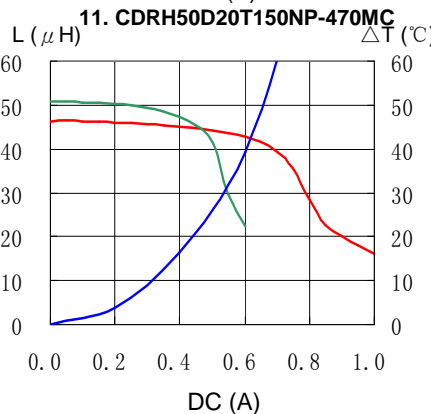
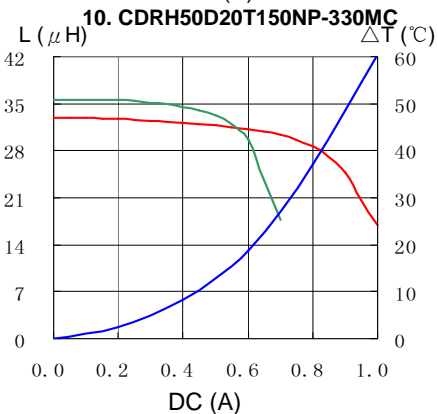
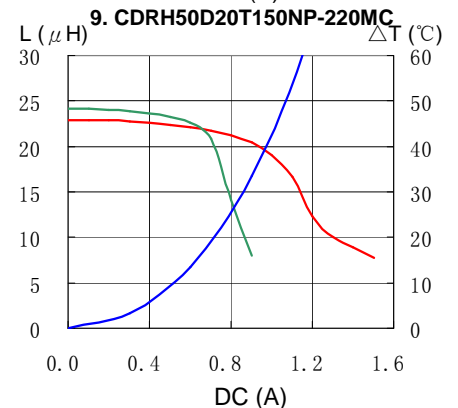
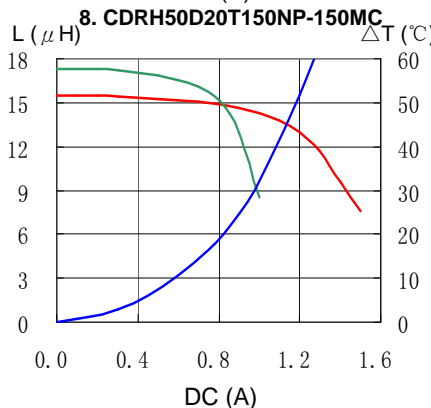
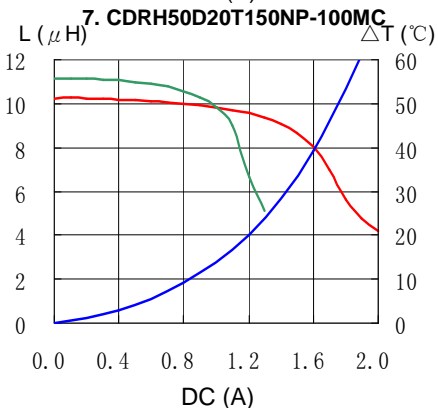
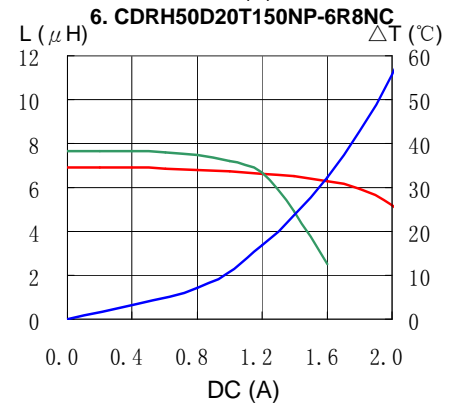
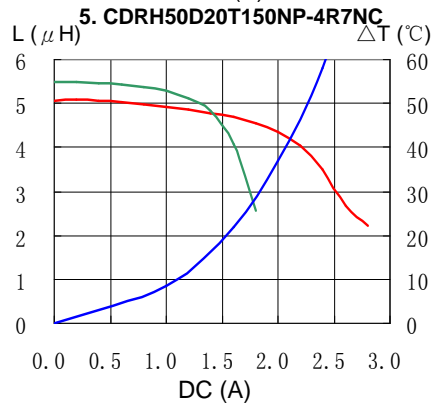
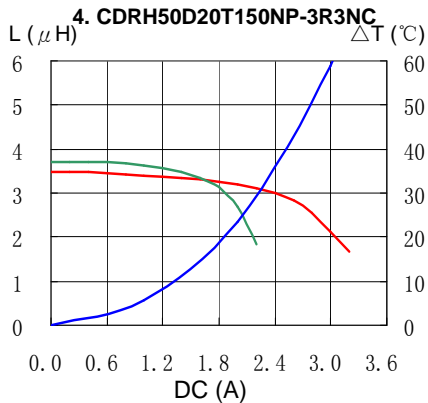
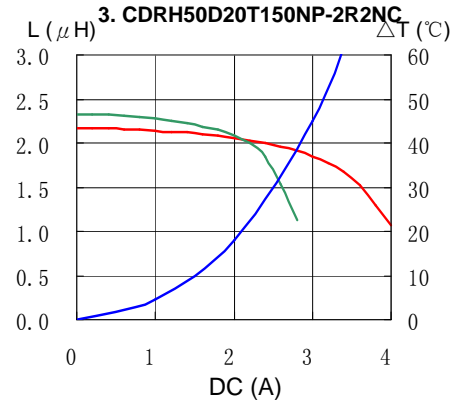
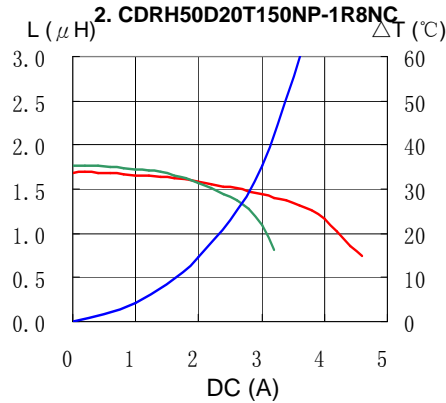
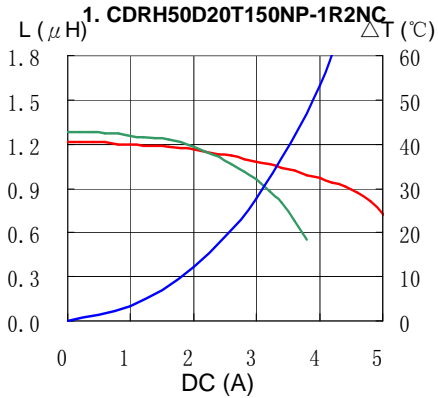
※3. Temperature rise current: The actual value of DC current when the top surface temperature of test sample rise is $\Delta T=40^{\circ}\text{C}$ ($T_a=25^{\circ}\text{C}$).

SMD Power Inductor CDRH50D20/T150



Saturation Current & Temperature Rise Graph

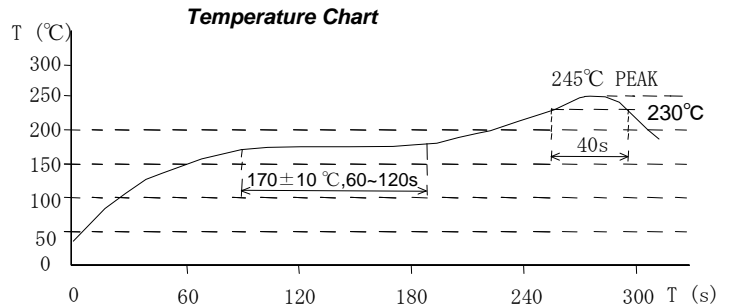
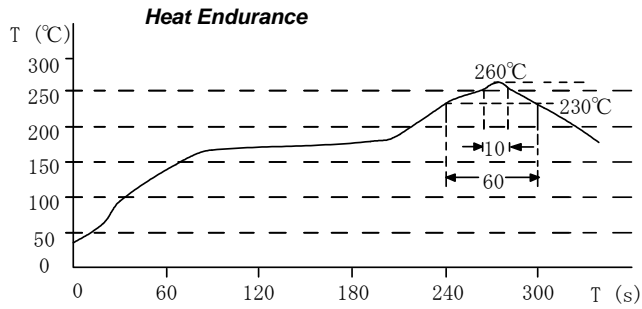
— L (25°C) — L (150°C) — ΔT



SMD Power Inductor CDRH50D20/T150



Solder Reflow Condition



Please refer to the sales offices on our website - <http://www.sumida.com>

Hong Kong

Tel.+852-2880-6781
FAX.+852-2565-9600
sales@hk.sumida.com

Saitama(Japan)

Tel.+81-48-691-7300
FAX.+81-48-691-7340
sales@jp.sumida.com

Chicago

Tel.+1-847-545-6700
FAX. +1-847-545-6720
sales@us.sumida.com

Shanghai

Tel.+86-21-5836-3299
FAX.+86-21-5836-3266
shanghai.sales@cn.sumida.com

Seoul

Tel.+82-2-6237-0777
FAX.+82-2-6237-0778
sales@kr.sumida.com

Oberzell

Tel.+49-8591-937-0
FAX. +49-8591-937-103
contact@eu.sumida.com

Shenzhen

Tel.+86-755-8291-0228
FAX.+86-755-8291-0338
shenzhen.sales@cn.sumida.com

Singapore

Tel.+65-6296-3388
FAX.+65-6841-4426
sales@sg.sumida.com

Neumarkt

Tel.+49-9181-4509-110
FAX. +49-9181-4509-310
infocomp@eu.sumida.com

Taipei

Tel.+886-2-8751-2737
FAX.+886-2-8751-2738
sales@tw.sumida.com

San Jose

Tel.+1-408-321-9660
FAX.+1-408-321-9308
sales@us.sumida.com