

SOLID STATE RELAY

MAXIMUM LOAD CURRENT 1 A


SJ SERIES

RoHS compliant



■ FEATURES

- UL, CSA recognized
- Extremely small and light weight
—Size: 10.0 (W) × 20.2 (L) × 12.8 (H) mm
—Weight: approximately 5.5g
- High reliability, long life and maintenance free
- High isolation (between input and output)
—Dielectric strength: 2,500 Vrms
- Compatible with JY Relay in size and terminal arrangement
- RoHS compliant since date code: 6703 (July 3rd, 2006)
Please see page 6 for more information



■ ORDERING INFORMATION

[Example] SJ - 12 D 01 HZ R N
(a) (b) (c) (d) (e) (f) (g)

(a)	Series Name	SJ : SJ Series
(b)	Nominal Voltage (Input side)	3: 3 VDC (only AC type) 5: 5 VDC 12: 12 VDC 24: 24 VDC
(c)	Load Voltage	A: AC type D: DC type
(d)	Load Current	01: 1 A
(e)	Kinds of Inverse Connection Protecting Element (only DC type)	Nil : Diode HZ : Zener diode type
(g)	Terminal Classification	Nil: Socket mounting N : PC Board mounting type
(f)	Output Polarity (DC Type)	Nil: Standard Polarity R: Reverse Polarity

■ SPECIFICATIONS

Item		AC	DC	Remarks
		TYPE 1A	TYPE 1A	
INPUT side	Nominal Voltage (DC)	3 V, 5 V, 12 V, 24 V	5 V, 12 V, 24 V	
	Operate Range	±20% of nominal voltage		
	Must Operate Voltage	80% of nominal voltage		
	Must Release Voltage	Minimum 1 V (minimum 0.5 V*)		*3 VDC type
	Input Impedance	3 VDC Type	120Ω ±10%	—
5 VDC Type		360Ω ±10%	430Ω ±10%	
12 VDC Type		1.0 kΩ ±10%	1.2 kΩ ±10%	
24 VDC Type		2.0 kΩ ±10%	2.4 kΩ ±10%	
OUTPUT side	Load Voltage Range	24 to 265 Vrms	3 to 30 VDC	see CHARACTERISTIC DATA
	Maximum Load Current	1.0 Arms	1.0 A	
	Minimum Load Current	10 mArms	1 mA	
	1 Cycle Surge Current	50 A (60 Hz)	3 A (10 ms)	
	Max. Off-state Leakage Current	0.75 mArms (at 100 Vrms 60Hz) 1.50 mArms (at 200 Vrms 60Hz)	0.1 mA (at 30 VDC)	
	Max. Off-state Voltage Drop	1.2 Vrms	1.2 V	at max. load current
Max. Operate Time		1 ms		
Max. Release Time		1/2 cycle + 1 ms	1 ms	
Operating Temperature Range		-30°C to + 85°C		
Storage Temperature Range		-40°C to + 100°C		
Case Color		Black	Green	
Weight		Approximately 5.5 g		

■ INSULATION

Item	AC	DC	Note
Resistance (initial)	Minimum 1,000 MΩ (500VDC)		Input - Output
Surge Voltage	2,500V rms 1 min.		

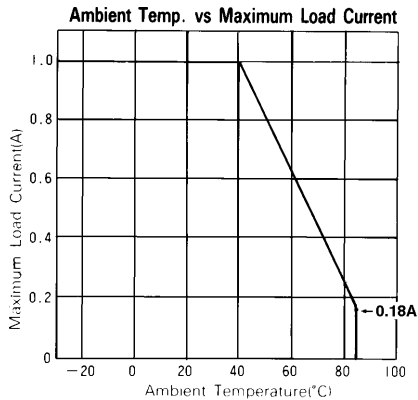
■ SAFETY STANDARD AND FILE NUMBERS

Type	Compliance	Contact rating
UL	UL 478, UL 508 E 45026	Flammability: UL 94-V0 (plastics) [SJ-C () A01] 1A, 265VAC (resistive) [SJ-() D01]
CSA	C22.2 No. 14 LR 35579	1A, 30VDC (resistive)

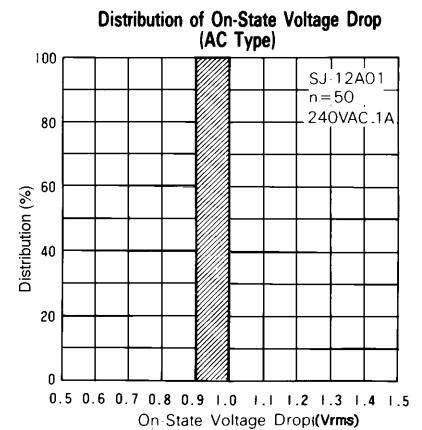
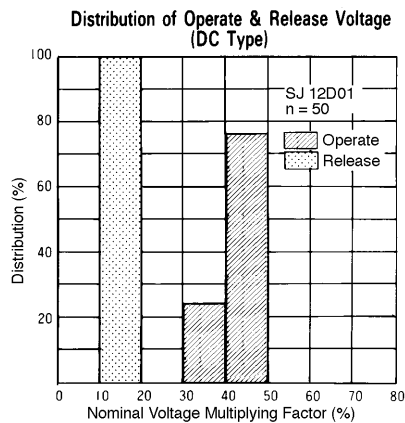
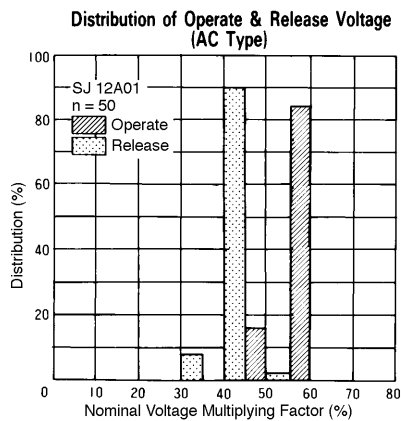
■ BLOCK DIAGRAM

LOAD		INSULATION CIRCUITS	Input/Output waveform (resistive load)
AC	Photo-triac coupler		
DC	Photo-transistor coupler		

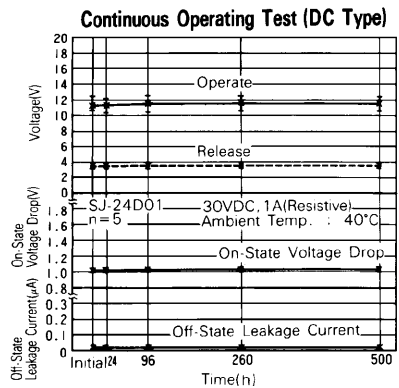
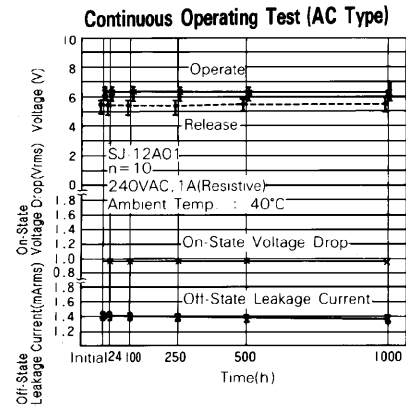
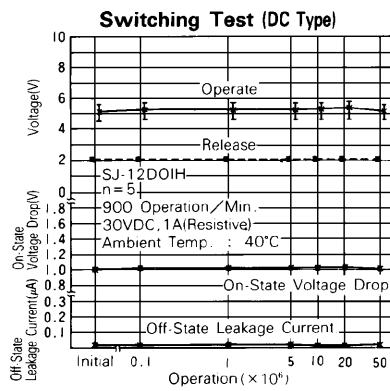
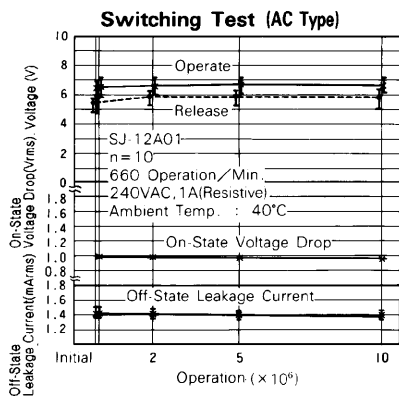
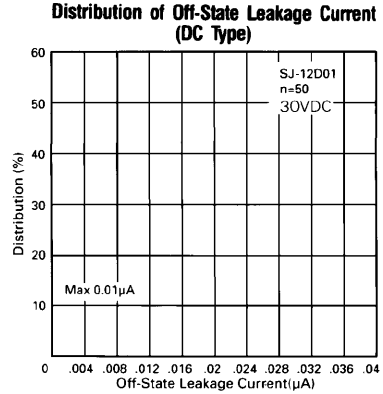
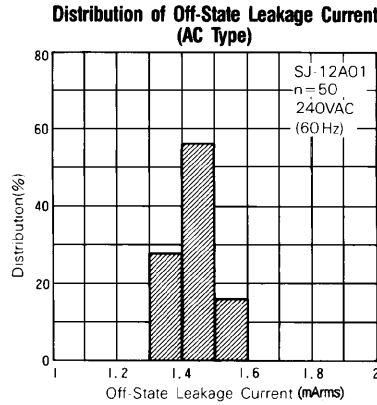
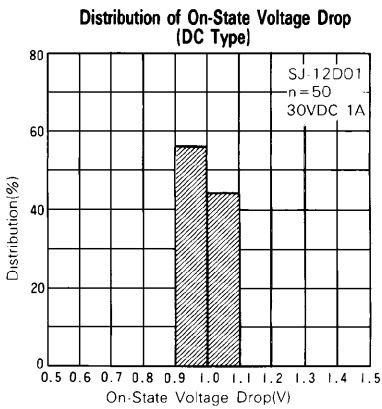
■ CHARACTERISTIC DATA



■ REFERENCE DATA



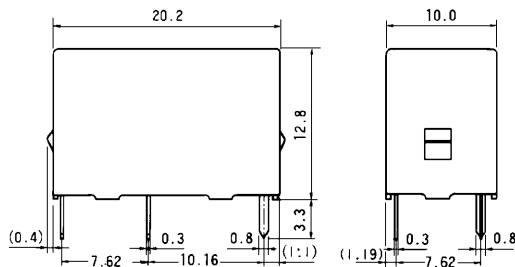
SJ SERIES



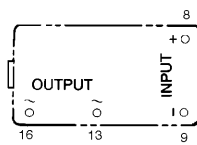
DIMENSIONS

● Dimensions

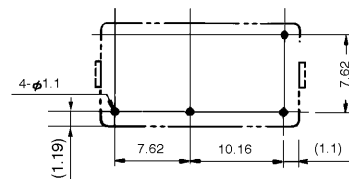
SJ-()A Type



● Schematics (BOTTOM VIEW)



● PC board mounting hole layout (BOTTOM VIEW)

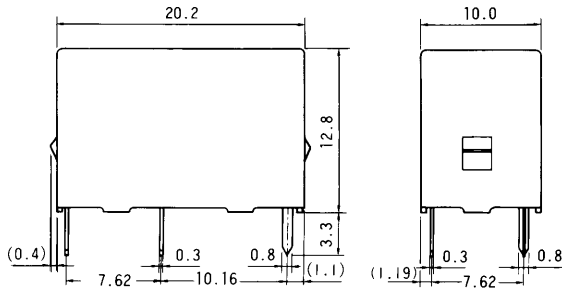


Unit: mm

SJ SERIES

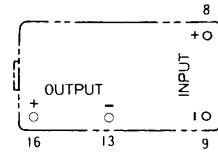
● Dimensions

SJ-()D type



● Schematics

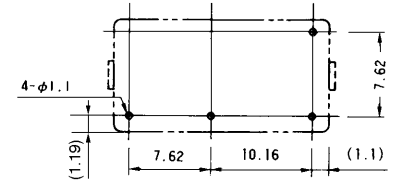
(BOTTOM VIEW)



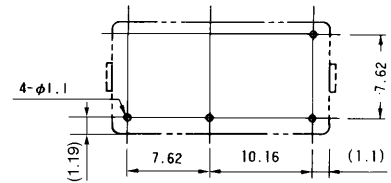
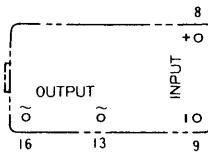
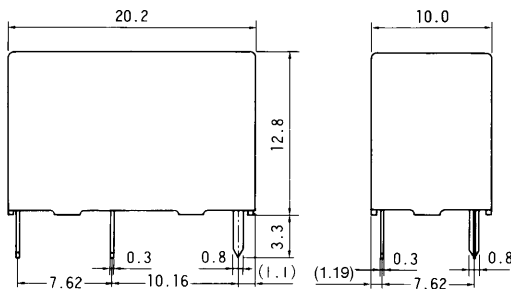
● PC board mounting

hole layout

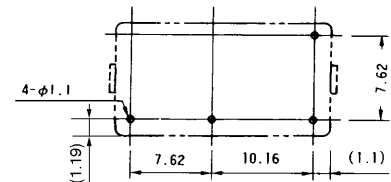
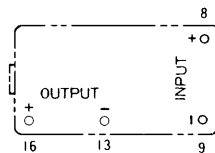
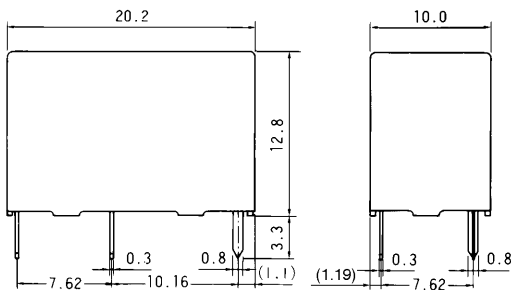
(BOTTOM VIEW)



SJ-()AN type

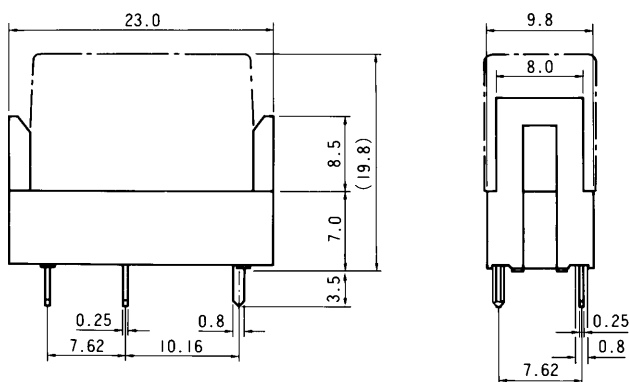


SJ-()DN type



Unit: mm

■ SOCKET DIMENSIONS



Unit: mm

■ NOTES

1. Polarity of terminals are pre-determined. Please design your circuit accordingly.
2. Socket ordering code: JK-4N
3. Standard IC socket is not recommended. Please use socket "JK-4N"

RoHS Compliance and Lead Free Relay Information

1. General Information

- Relays produced after the specific date code that is indicated on each data sheet are lead-free now. Most of our signal and power relays are lead-free. Please refer to Lead-Free Status Info. (<http://www.fujitsu.com/us/downloads/MICRO/fcai/relays/lead-free-letter.pdf>)
- Lead free solder paste currently used in relays is Sn-3.0Ag-0.5Cu.
- All signal and most power relays also comply with RoHS. Please refer to individual data sheets. Relays that are RoHS compliant do not contain the 5 hazardous materials that are restricted by RoHS directive (lead, mercury, chromium IV, PBB, PBDE).
- It has been verified that using lead-free relays in leaded assembly process will not cause any problems (compatible).
- "LF" is marked on each outer and inner carton. (No marking on individual relays).
- To avoid leaded relays (for lead-free sample, etc.) please consult with area sales office.
- We will ship leaded relays as long as the leaded relay inventory exists.

Note: Cadmium was exempted from RoHS on October 21, 2005. (Amendment to Directive 2002/95/EC)

2. Recommended Lead Free Solder Profile

- Recommended solder paste Sn-3.0Ag-0.5Cu.

Reflow Solder condition

Flow Solder condition:

Pre-heating: maximum 120°C
Soldering: dip within 5 sec. at
260°C solder bath

Solder by Soldering Iron:

Soldering Iron
Temperature: maximum 360°C
Duration: maximum 3 sec.

We highly recommend that you confirm your actual solder conditions

3. Moisture Sensitivity

- Moisture Sensitivity Level standard is not applicable to electromechanical relays.

4. Tin Whisker

- Dipped SnAgCu solder is known as low risk tin whisker. No considerable length whisker was found by our in house test.

Fujitsu Components International Headquarter Offices

Japan

Fujitsu Component Limited
Gotanda-Chuo Building
3-5, Higashigotanda 2-chome, Shinagawa-ku
Tokyo 141, Japan
Tel: (81-3) 5449-7010
Fax: (81-3) 5449-2626
Email: promothq@ft.ed.fujitsu.com
Web: www.fcl.fujitsu.com

North and South America

Fujitsu Components America, Inc.
250 E. Caribbean Drive
Sunnyvale, CA 94089 U.S.A.
Tel: (1-408) 745-4900
Fax: (1-408) 745-4970
Email: components@us.fujitsu.com
Web: <http://www.fujitsu.com/us/services/edevices/components/>

Europe

Fujitsu Components Europe B.V.
Diamantlaan 25
2132 WV Hoofddorp
Netherlands
Tel: (31-23) 5560910
Fax: (31-23) 5560950
Email: info@fceu.fujitsu.com
Web: emea.fujitsu.com/components/

Asia Pacific

Fujitsu Components Asia Ltd.
102E Pasir Panjang Road
#01-01 Citilink Warehouse Complex
Singapore 118529
Tel: (65) 6375-8560
Fax: (65) 6273-3021
Email: fcal@fcal.fujitsu.com
Web: <http://www.fujitsu.com/sg/services/micro/components/>

©2008 Fujitsu Components America, Inc. All rights reserved. All trademarks or registered trademarks are the property of their respective owners.

Fujitsu Components America or its affiliates do not warrant that the content of datasheet is error free. In a continuing effort to improve our products Fujitsu Components America, Inc. or its affiliates reserve the right to change specifications/datasheets without prior notice.
Rev. January 18, 2008.