

產品承認書

SPECIFICATION FOR APPROVAL

客戶代碼(Customer Code): _14173

客戶名稱(Customer): 諾利達

規格(Specification): Mini Top

料號(Part Number): S10C012134

品名(Part Name): 65-11-BHT-DTU1V2A6E-2T8-AM(TS)

規格書文件號(Datasheet No): DSE-0015784

客戶規格書核准版次(Approval Version): Ver.2

送承認數量(Quantity): 30PCS

承認書核准日期(Admit Data): 2016/11/8

Everlight			Customer		
DGND.	CHKD	APPD.	DGND.	CHKD	APPD.
RD	RD主管	品保	RD	RD主管	品保
Date:	Date:	Date:	Date:	Date:	Date:

請貴公司於完成此份產品規格書及樣品的承認後，簽回此封面給本公司作為依據，以符合ISO9001的規定。

Please sign back this cover page after your approval on the specification and samples for our completion of ISO 9001 procedures.

SMD ■ Mini Top LEDs 65-11-BHT-DTU1V2A6E-2T8-AM(TS)



Features

- P-LCC-2 package.
- Color diffused resin.
- Wide viewing angle 120°.
- Qualification according to AEC-Q101 rev C.
- Automotive reflow profile (IR reflow or wave soldering)

Applications

- Automotive backlighting or indicator: Dashboard, switch, audio and video equipments...etc.
- Backlight: LCD, switches, symbol, mobile phone and illuminated advertising.
- Display for indoor and outdoor application.
- Ideal for coupling into light guides.
- Substitution of traditional light.
- Optical indicator.

Device Selection Guide

Chip Materials	Emitted Color	Resin Color
InGaN	White	Yellowish

Absolute Maximum Ratings (Ta=25°C)

Parameter	Symbol	Rating	Unit
Reverse Voltage	V_R	5	V
Forward Current	I_F	30	mA
Power Dissipation	P_d	76	mW
Junction Temperature	T_j	125	°C
Operating Temperature	T_{opr}	-40 ~ +100	°C
Storage Temperature	T_{stg}	-40 ~ +110	°C
Thermal Resistance	$R_{th\ J-A}$	430	K/W
	$R_{th\ J-S}$	250	K/W
ESD (Classification acc. AEC Q101)	ESD_{HBM}	2000	V
	ESD_{MM}	200	V
Soldering Temperature	T_{sol}	Reflow Soldering : 260 °C for 30 sec. Hand Soldering : 350 °C for 3 sec.	

Electro-Optical Characteristics (Ta=25°C)

Parameter	Symbol	Min.	Typ.	Max.	Unit	Condition
Luminous Intensity	I _v	450	-----	1120	mcd	I _F =20mA
Viewing Angle	2θ _{1/2}	-----	120	-----	deg	I _F =20mA
Forward Voltage	V _F	2.6	-----	3.8	V	I _F =20mA
Reverse Current	I _R	-----	-----	1	μA	V _R =5V

Note:

1. Tolerance of Luminous Intensity: ±11%
2. Tolerance of Forward Voltage: ±0.1V

Bin Range of Luminous Intensity

Bin Code	Min.	Max.	Unit	Condition
U1	450	560	mcd	I _F =20mA
U2	560	710		
V1	710	900		
V2	900	1120		

Note:

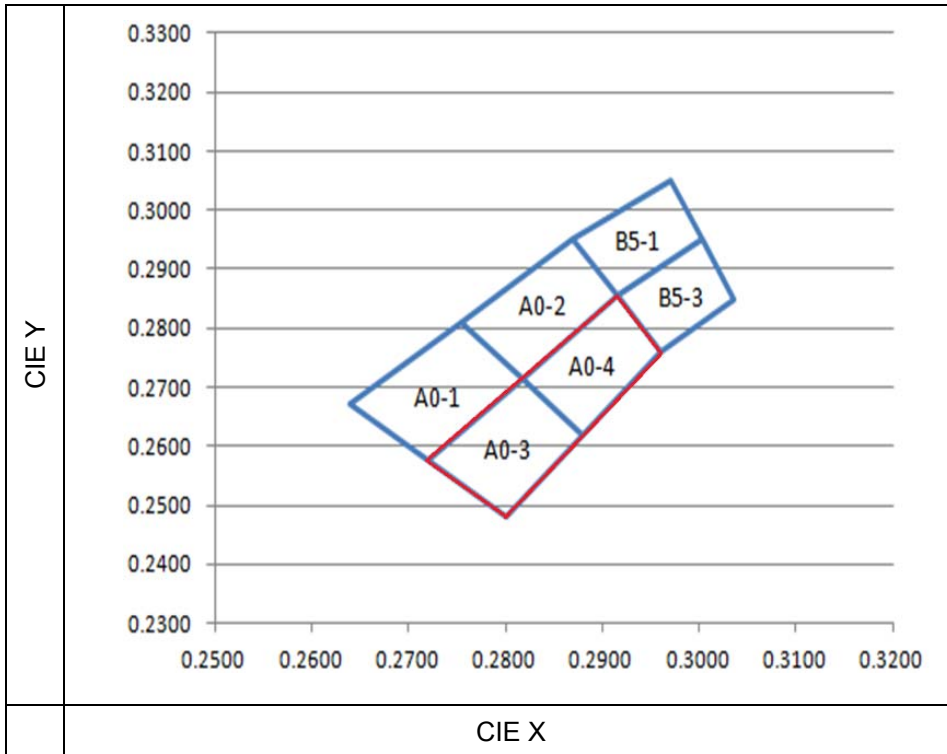
Tolerance of Luminous Intensity: ±11%

Bin Range of Chromaticity Coordinates Specifications

Bin Code	CIE x	CIE y	Condition
A0-3	0.2800	0.2480	I _F =20mA
	0.2720	0.2575	
	0.2818	0.2715	
	0.2879	0.2619	
A0-4	0.2879	0.2619	
	0.2818	0.2715	
	0.2915	0.2855	
	0.2960	0.2760	

Note:
 Tolerance of Chromaticity Coordinates: ±0.01

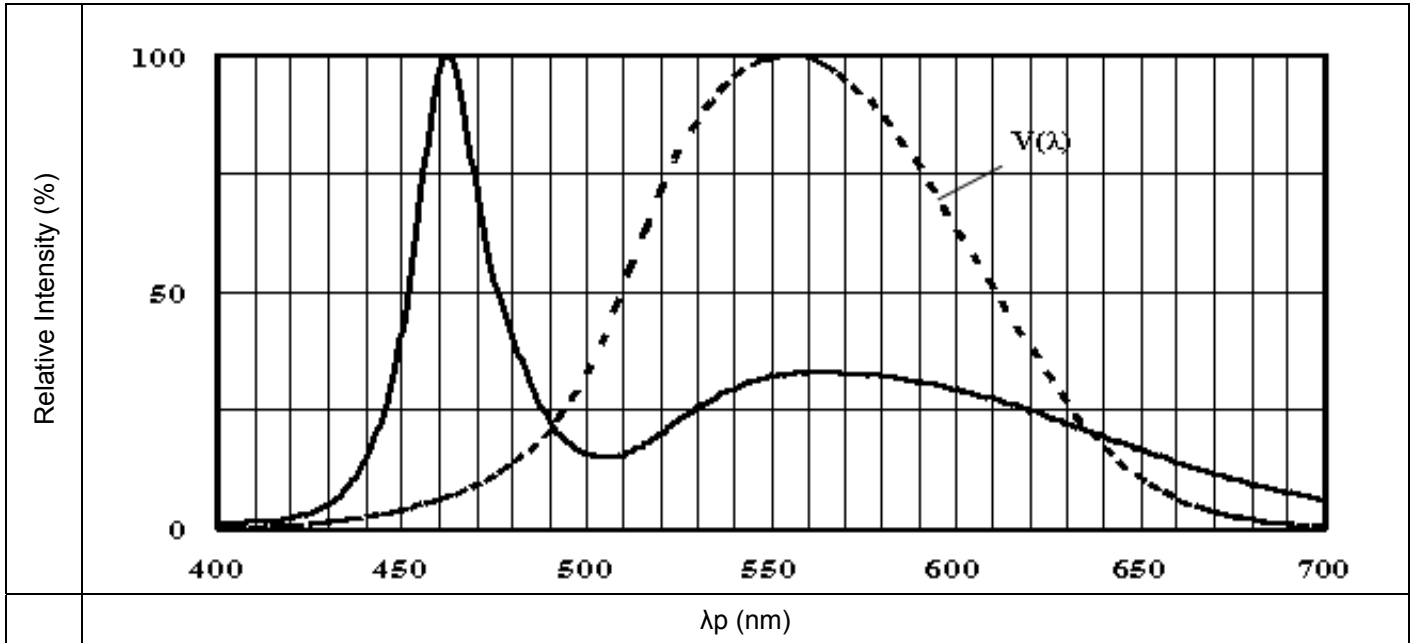
The C.I.E. 1931 Chromaticity Diagram



Note:
Tolerance of Chromaticity Coordinates: ± 0.01

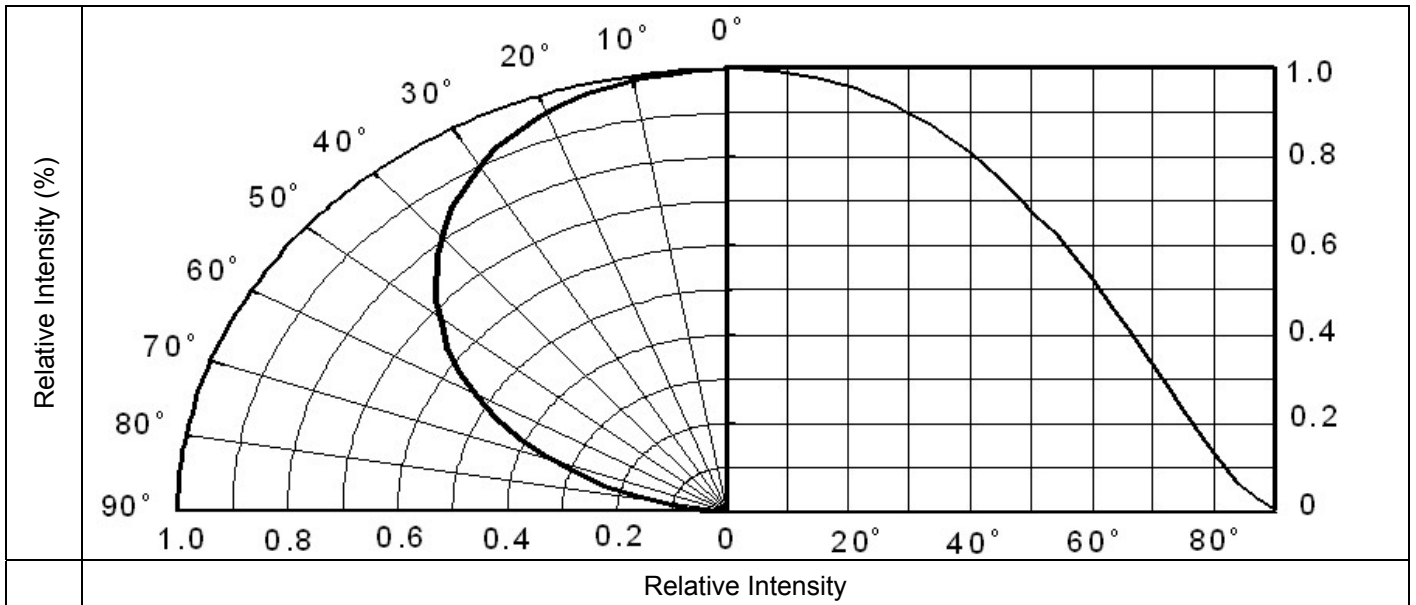
Typical Electro-Optical Characteristics Curves

Typical Curve of Spectral Distribution

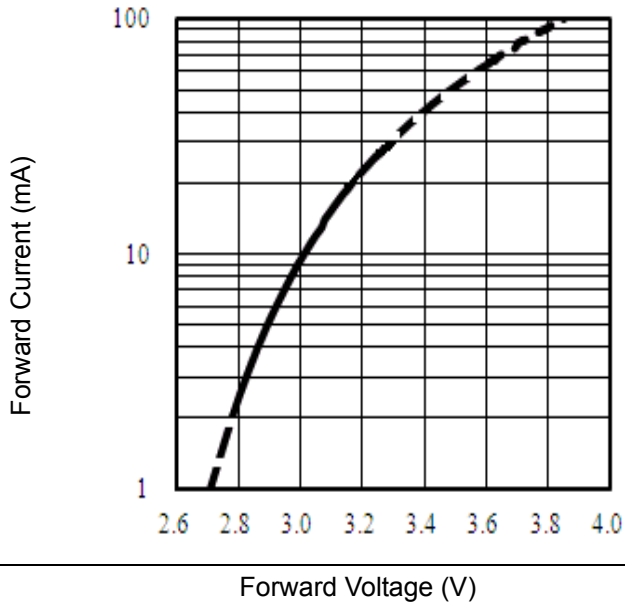


Note: $V(\lambda)$ =Standard eye response curve; $I_F = 10\text{mA}$

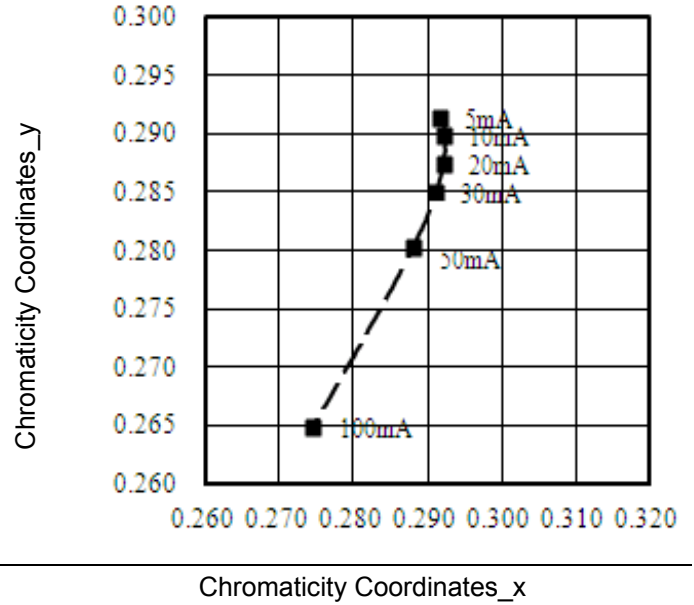
Diagram Characteristics of Radiation



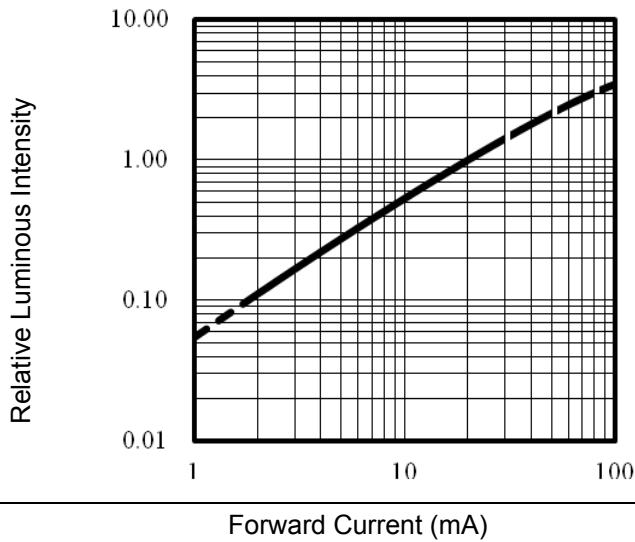
Forward Current vs. Forward Voltage (Ta=25°C)



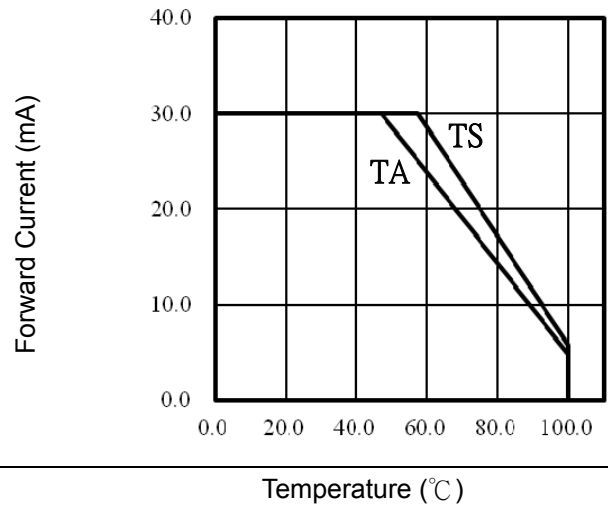
Chromaticity Coordinates vs. Forward Current (Ta=25°C)



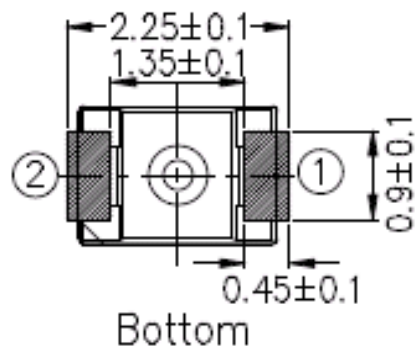
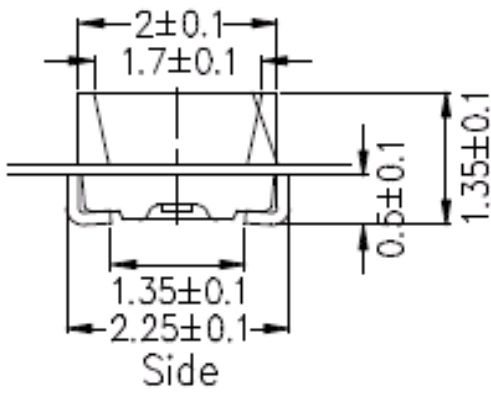
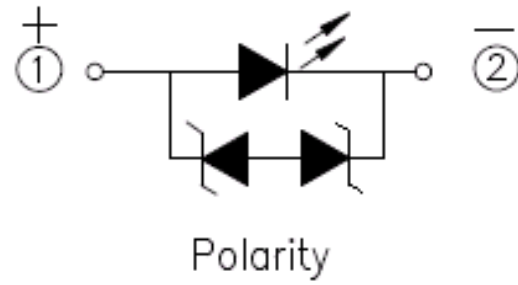
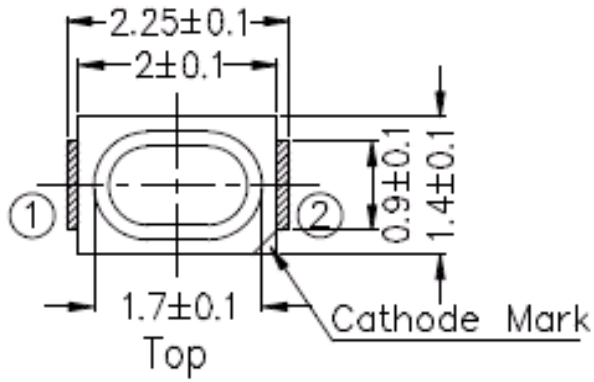
Relative Luminous Intensity vs. Forward Current (Ta=25°C)



Max. Permissible Forwarded Current (Ta=25°C)




Package Dimension



Note: Tolerances unless mentioned ± 0.1 mm. Unit = mm

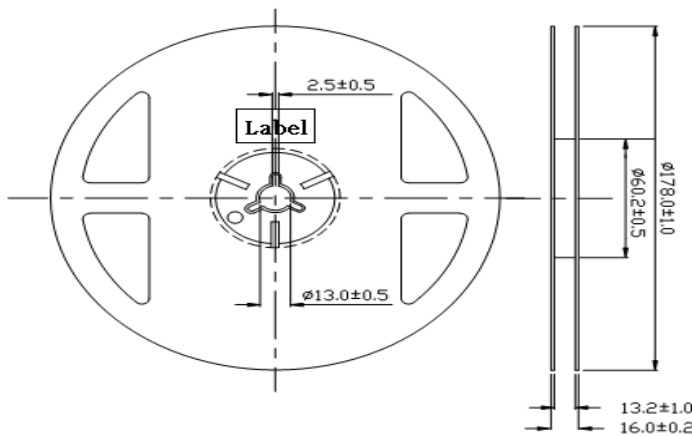
Moisture Resistant Packing Materials

Label Explanation

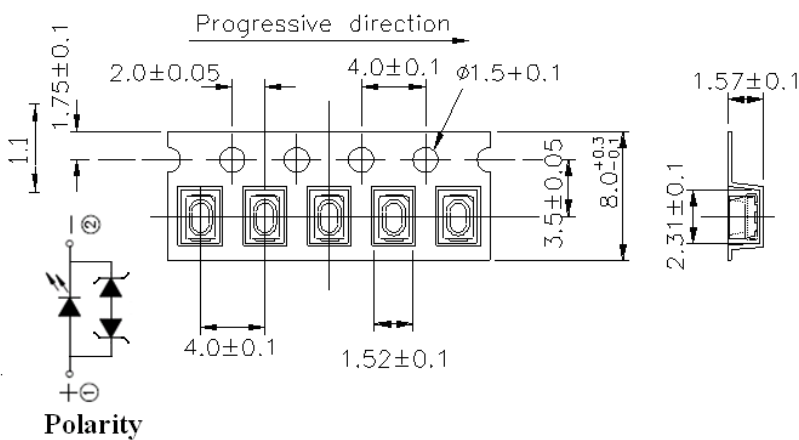


- CPN: Customer's Product Number
- P/N: Product Number
- QTY: Packing Quantity
- CAT: Luminous Intensity Rank
- HUE: Dom. Wavelength Rank
- REF: Forward Voltage Rank
- LOT No: Lot Number

Reel Dimensions

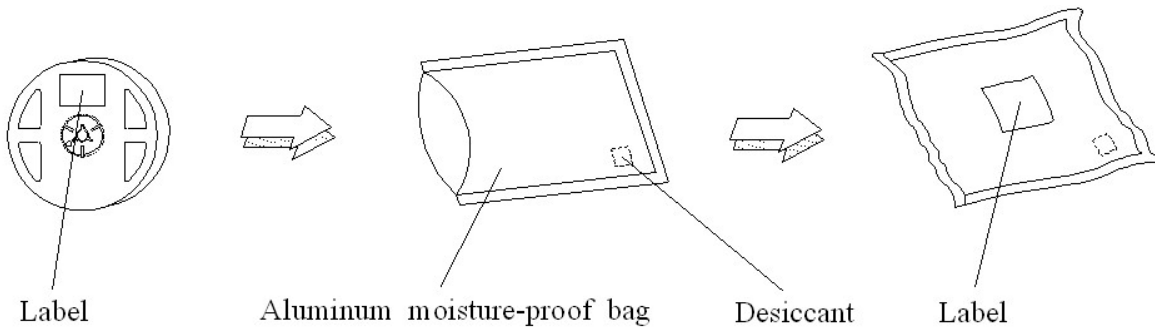


Carrier Tape Dimensions: Loaded Quantity 2000 pcs Per Reel



Note: Tolerances unless mentioned ± 0.1 mm. Unit = mm

Moisture Resistant Packing Process

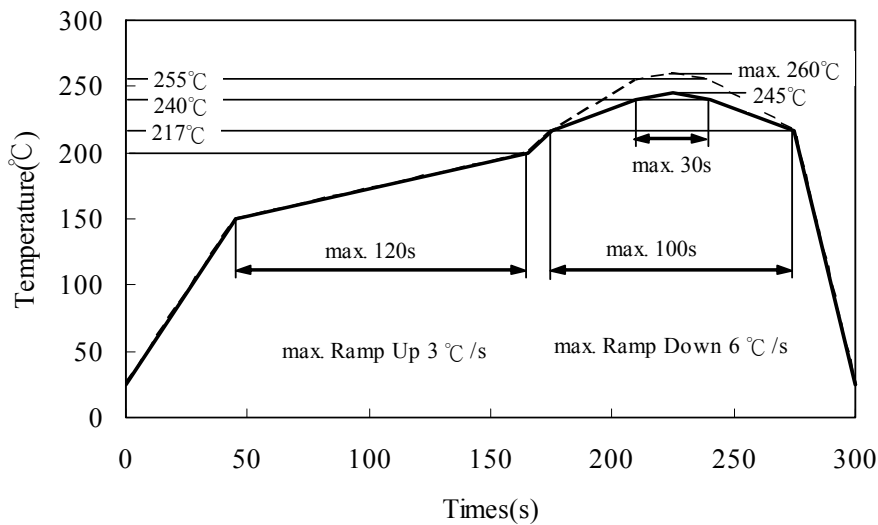


Note: Tolerances unless mentioned $\pm 0.1\text{mm}$. Unit = mm

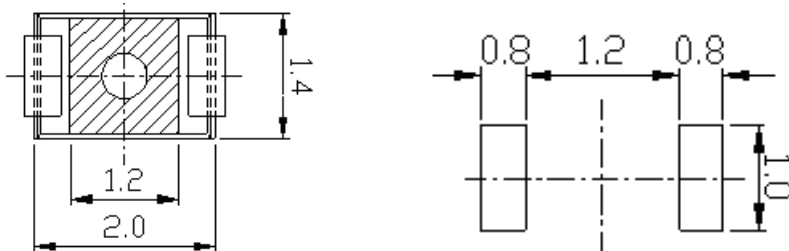
Precautions for Use

1. Soldering Condition (Reference: IPC/JEDEC J-STD-020D)

1.1 (A) Maximum Body Case Temperature Profile for evaluation of Reflow Profile



(B) Recommend soldering pad



Note: Tolerances unless mentioned $\pm 0.1\text{mm}$. Unit = mm

2. Current limiting

A resistor should be used to limit current spikes that can be caused by voltage fluctuations. Otherwise damage could occur.

3. Storage

3.1 Moisture proof bag should only be opened immediately prior to usage.

3.2 Environment should be less than 30°C and 60% RH when moisture proof bag is opened.

3.3 After opening the package MSL Conditions stated on page 1 of this spec should not be exceeded.

3.4 If the moisture sensitivity card indicates higher than acceptable moisture, the component should be baked at min. 60deg +/-5deg for 24 hours.

4. Iron Soldering

Hand soldering is not recommended for regular production. These guidelines are for rework only. Soldering iron tip should contact each terminal no more than 3 sec at 350°C, using soldering iron with nominal power less than 25W. Allow min. 2 sec. between soldering intervals.

5. Usage

Do not exceed the values given in this specification.

Application Restrictions

High reliability applications such as military/aerospace, automotive safety/security systems, and medical equipment may require different product. If you have any concerns, please contact Everlight before using this product in your application. This specification guarantees the quality and performance of the product as an individual component. Do not use this product beyond the specification described in this document.