

Technical Data Sheet**1206 Package Chip LED****15-21-Y2C-DJ2K2B7X-2T-AM****Feature**

- RoHS compliant.
- Chip LED package.
- Colorless clear resin.
- Wide viewing angle 130°.
- Brightness: 5.8 to 11.5 mcd at 5mA.
- Qualification according to AEC-Q101.
- Precondition: Bases on JEDEC J-STD 020 Level 3.
- Useable in severe lead free processes with automotive reflow profile (IR reflow or wave soldering))

Applications

- Automotive backlighting or indicator: Dashboard, switch, audio and video equipments...etc.
- Backlight: LCD, switches, symbol, mobile phone and illuminated advertising.
- Display for indoor and outdoor application.
- Ideal for coupling into light guides.
- Substitution of traditional light.
- Optical indicator.
- General applications.

Device Selection Guide

Chip	Emitted Color	Resin Color
Material		
AlGaInP	Brilliant Yellow	Water Clear

Technical Data Sheet

1206 Package Chip LED

15-21-Y2C-DJ2K2B7X-2T-AM

Absolute Maximum Ratings (Ta=25°C)

Parameter	Symbol	Rating	Unit
Reverse Voltage	V_R	12	V
Forward Current	I_F	30	mA
Peak Forward Current (Duty 1/10 @1KHz)	I_{FP}	60	mA
Power Dissipation	P_d	60	mW
Junction Temperature	T_j	115	°C
Operating Temperature	T_{opr}	-40 ~ +100	°C
Storage Temperature	T_{stg}	-40 ~ +110	°C
Thermal resistance	$R_{th\ J-A}$	800	K/W
	$R_{th\ J-S}$	450	K/W
Soldering Temperature	T_{sol}	Reflow Soldering : 260 °C for 30 sec. Hand Soldering : 350 °C for 3 sec.	
ESD (Classification acc. AEC Q101)	ESD_{HBM}	2000	V
	ESD_{MM}	200	V

Technical Data Sheet
1206 Package Chip LED
15-21-Y2C-DJ2K2B7X-2T-AM
Electro-Optical Characteristics (Ta=25°C)

Parameter	Symbol	Min.	Typ.	Max.	Unit	Condition
Luminous Intensity	I_v	5.8	-----	11.5	mcd	$I_F=5mA$
Viewing Angle	$2\theta_{1/2}$	-----	130	-----	deg	$I_F=5mA$
Peak Wavelength	λ_p	-----	591	-----	nm	$I_F=5mA$
Dominant Wavelength	λ_d	585.5	-----	591.5	nm	$I_F=5mA$
Spectrum Radiation Bandwidth	$\Delta\lambda$	-----	15	-----	nm	$I_F=5mA$
Forward Voltage	V_F	1.75	-----	2.35	V	$I_F=5mA$
Reverse Current	I_R	-----	-----	10	μA	$V_R=12V$
Temperature coefficient of λ_p	TC_{λ_p}	-----	0.13	-----	nm/K	$I_F=5mA$
Temperature coefficient of λ_d	TC_{λ_d}	-----	0.08	-----	nm/K	$I_F=5mA$
Temperature coefficient of V_F	TC_V	-----	-4.3	-----	mV/K	$I_F=5mA$

Note:

 Tolerance of Luminous Intensity: $\pm 11\%$

 Tolerance of Dominant Wavelength: $\pm 1nm$

 Tolerance of Forward Voltage: $\pm 0.1V$

**Technical Data Sheet****1206 Package Chip LED****15-21-Y2C-DJ2K2B7X-2T-AM****Bin Range of Luminous Intensity**

Bin Code	Min.	Max.	Unit	Condition
J2	5.8	7.2	mcd	I _F =5mA
K1	7.2	9.0		
K2	9.0	11.5		

Note

Tolerance of Luminous Intensity : $\pm 11\%$ **Bin Range of Dominant Wavelength**

Bin Code	Min.	Max.	Unit	Condition
DD1	585.5	588.5	nm	I _F =5mA
DD2	588.5	591.5		
DD3	591.5	594.5		

Note:

Tolerance of Dominant Wavelength: $\pm 1\text{nm}$

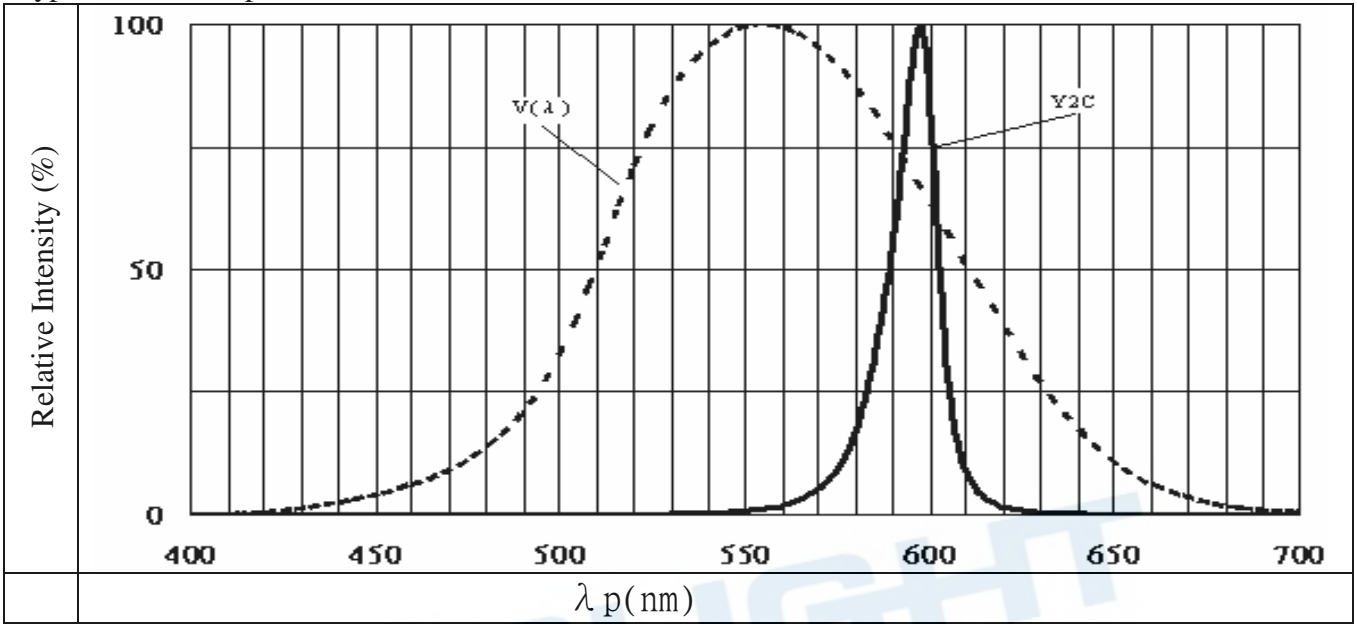
Technical Data Sheet

1206 Package Chip LED

15-21-Y2C-DJ2K2B7X-2T-AM

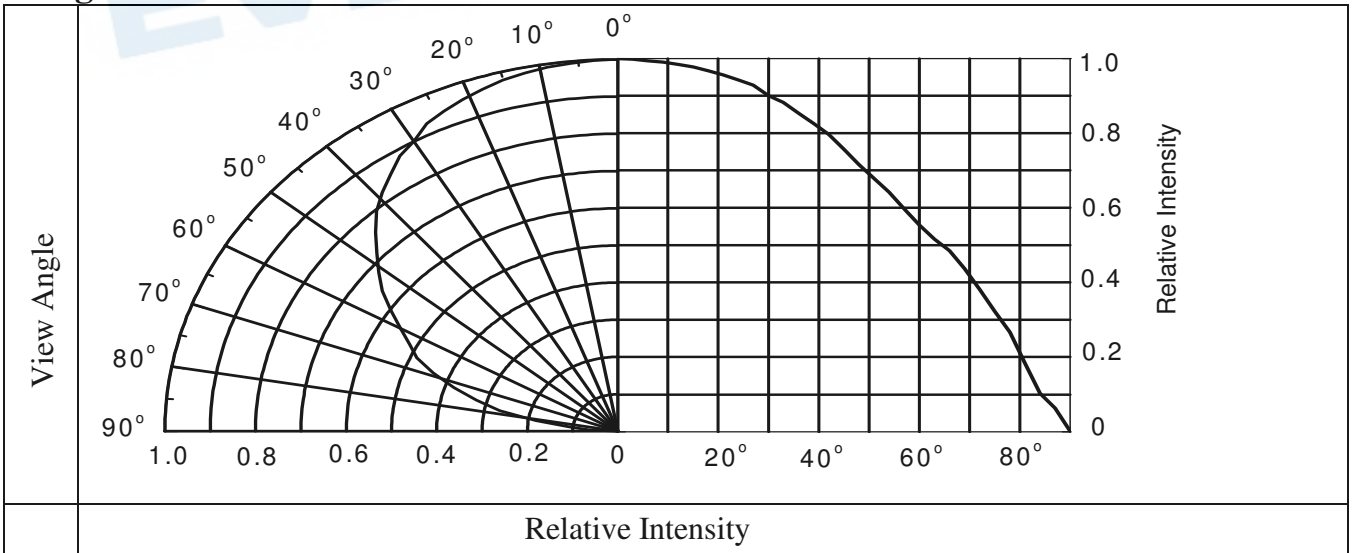
Typical Electro-Optical Characteristics Curves

Typical curve of spectral distribution:



Note: $V(\lambda)$ =Standard eye response curve

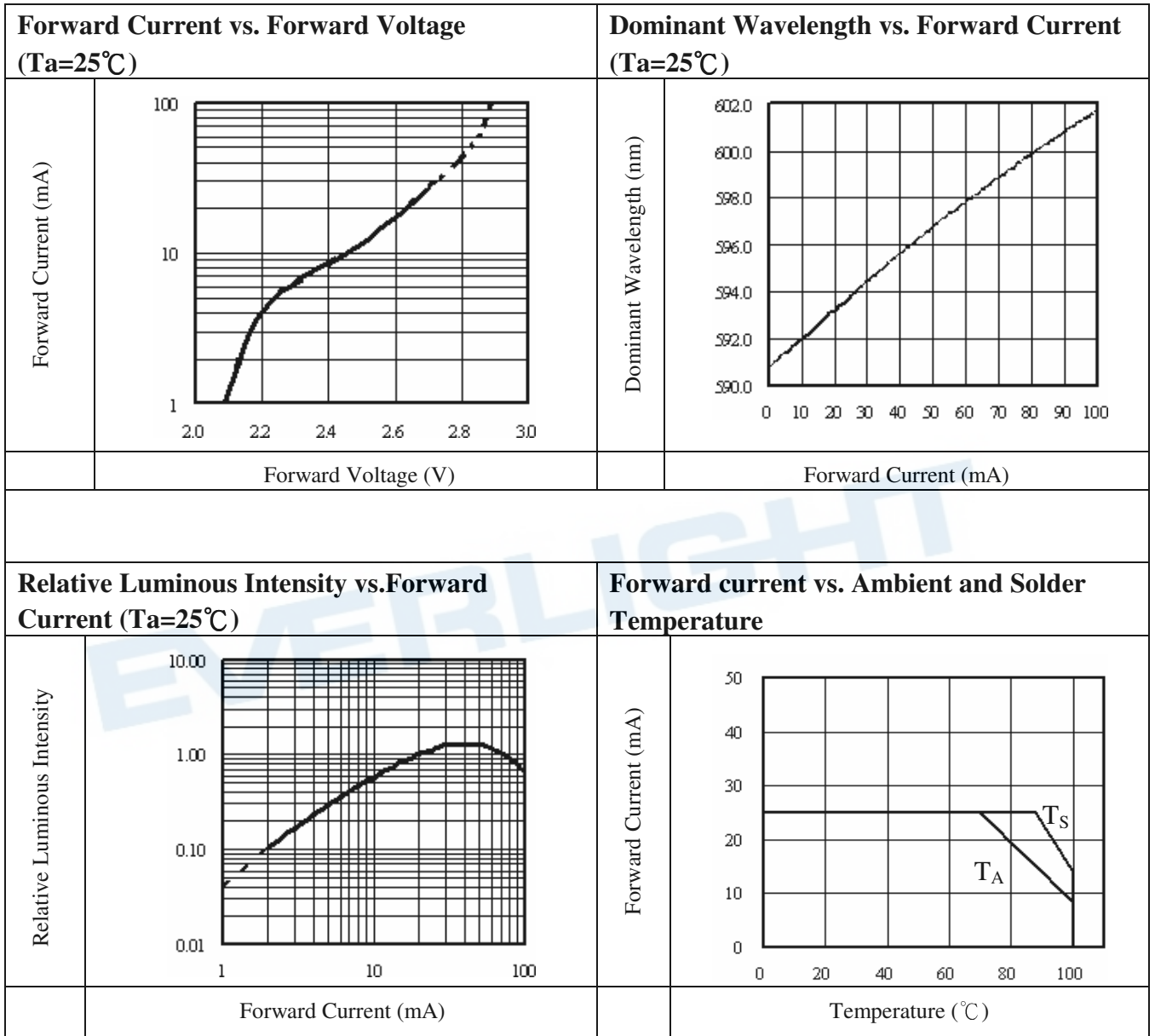
Diagram characteristics of radiation



Technical Data Sheet

1206 Package Chip LED

15-21-Y2C-DJ2K2B7X-2T-AM



Technical Data Sheet

1206 Package Chip LED

15-21-Y2C-DJ2K2B7X-2T-AM

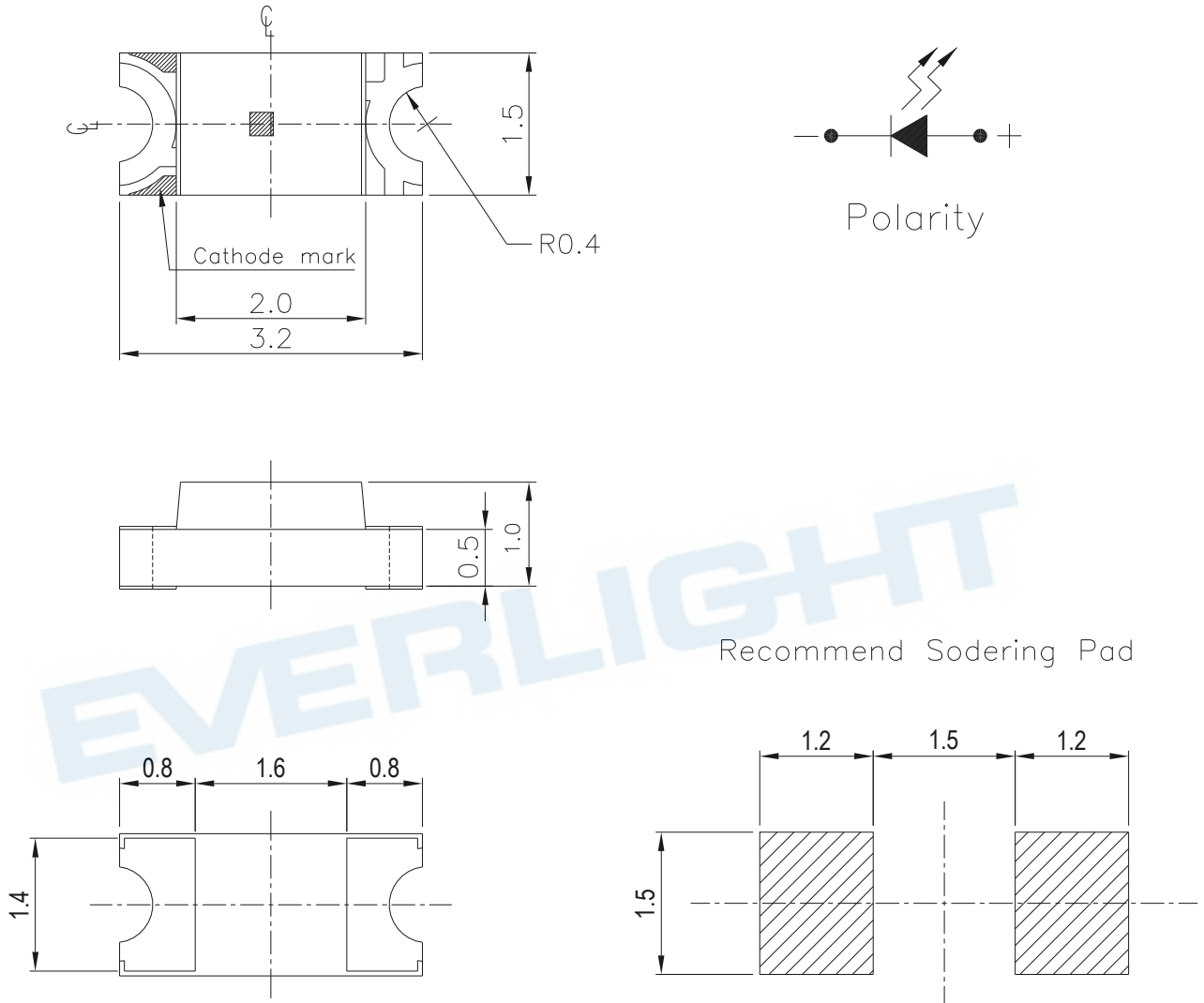
Relative Luminous Intensity vs. Junction Temperature	Relative Forward Voltage vs. Junction Temperature
Junction Temperature (°C)	Junction Temperature (°C)
Note: $f(T_j) = I_v / I_v(25^\circ\text{C})$; $I_F = 5\text{mA}$	Note: $\Delta V_F = V_F - V_F(25^\circ\text{C}) = f(T_j)$; $I_F = 5\text{mA}$

Technical Data Sheet

1206 Package Chip LED

15-21-Y2C-DJ2K2B7X-2T-AM

Package Dimension



Note: Tolerances unless mentioned ± 0.1 mm. Unit = mm

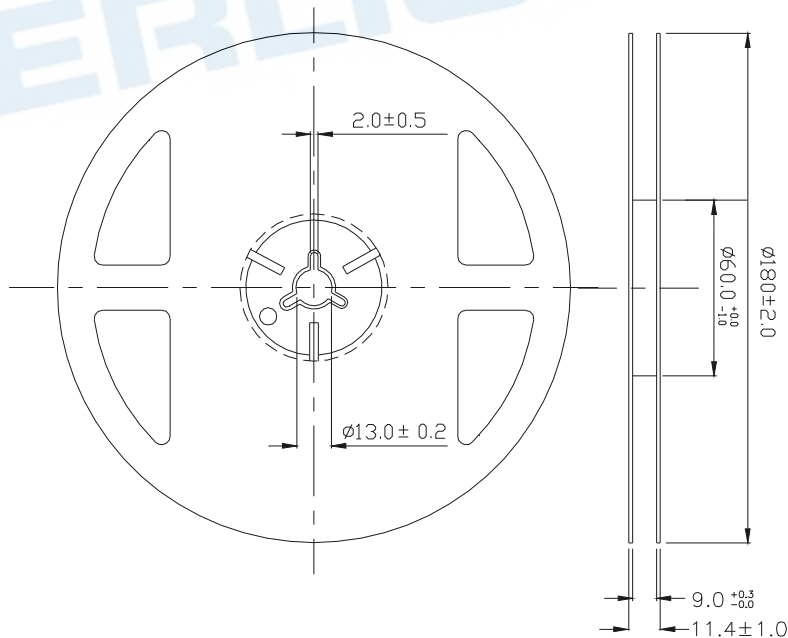
15-21-Y2C-DJ2K2B7X-2T-AM

Label Explanation

- **CPN:** Customer's Product Number
- **P/N:** Product Number
- **QTY:** Packing Quantity
- **CAT:** Luminous Intensity Rank
- **HUE:** Dom. Wavelength Rank
- **REF:** Forward Voltage Rank
- **LOT No:** Lot Number

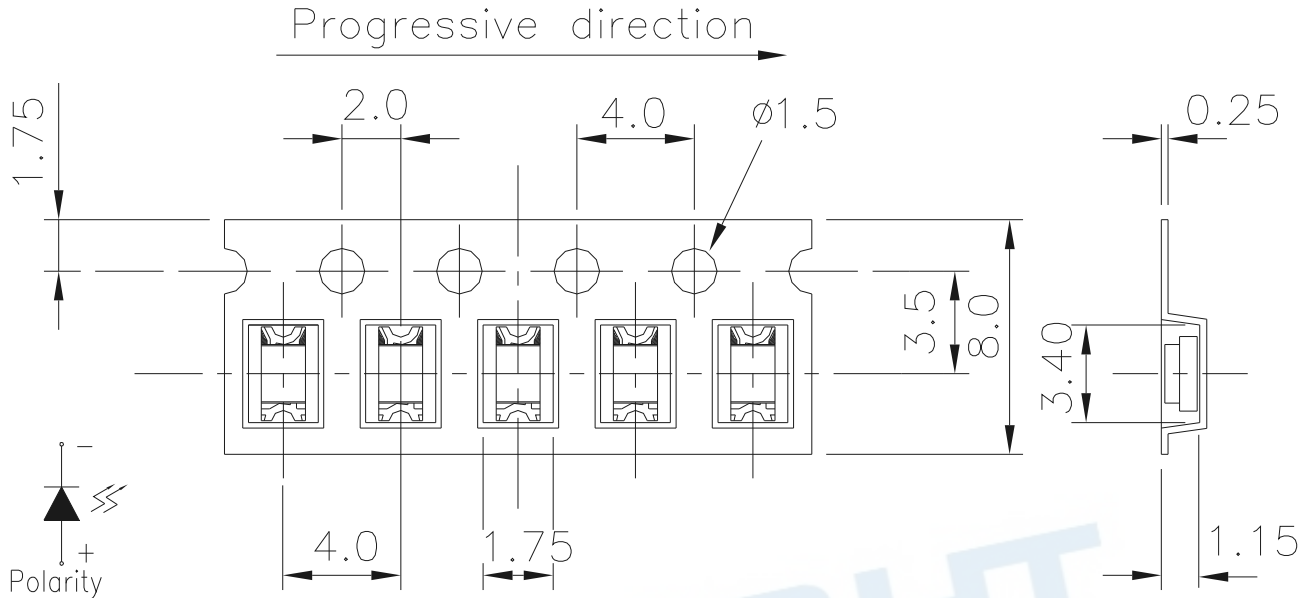


Reel Dimensions



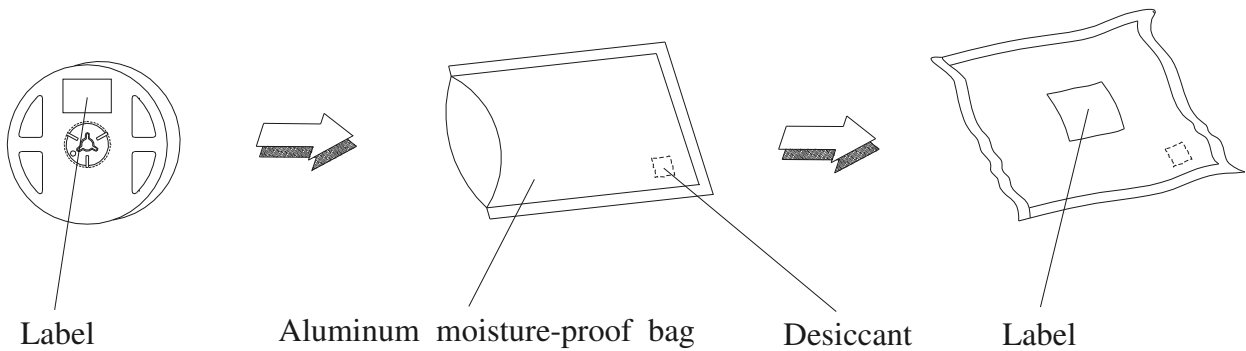
Note: Unit = mm

Carrier Tape Dimensions: Loaded Quantity 2000 pcs Per Reel



Note: Tolerances unless mentioned ± 0.1 mm. Unit = mm

Moisture Resistant Packaging Process and Materials



Technical Data Sheet

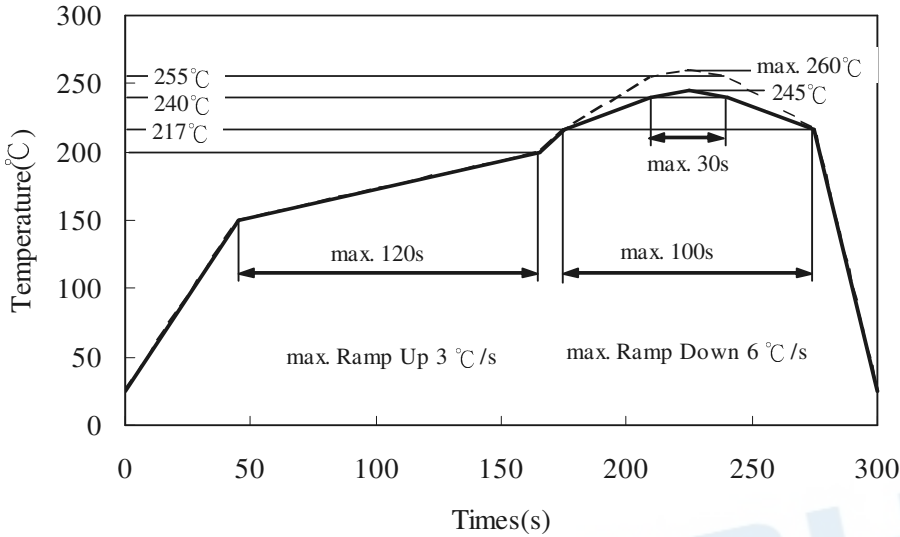
1206 Package Chip LED

15-21-Y2C-DJ2K2B7X-2T-AM

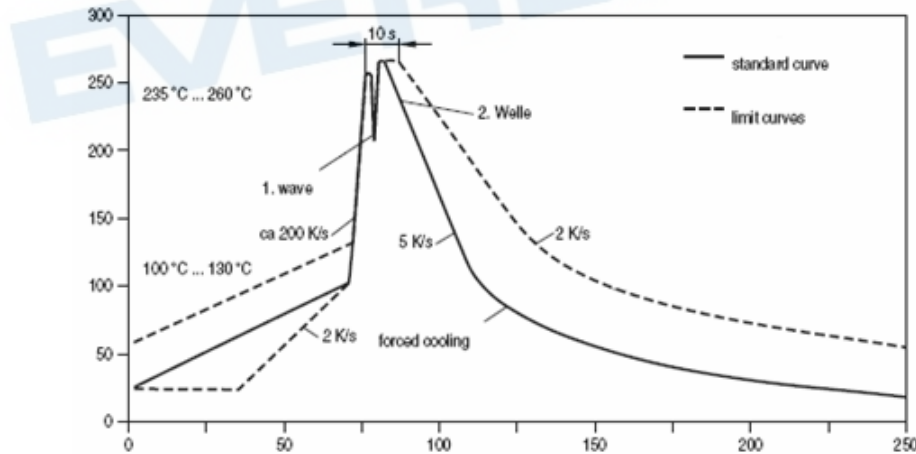
Precautions for Use

1. Soldering Condition (Reference: IPC/JEDEC J-STD-020D)

a. IR reflow



b. Wave soldering reflow



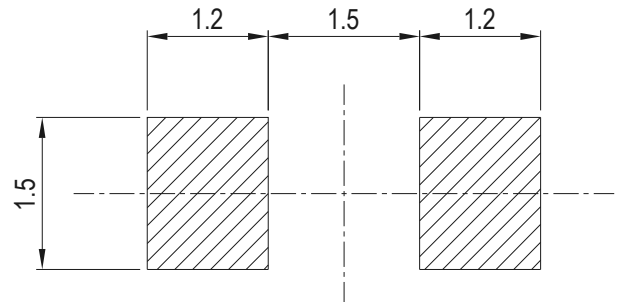
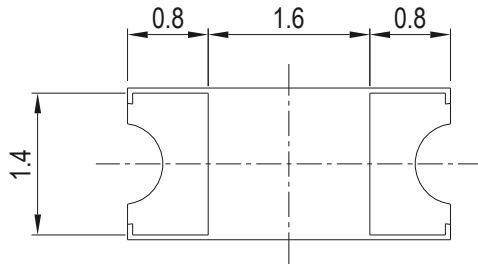
Technical Data Sheet

1206 Package Chip LED

15-21-Y2C-DJ2K2B7X-2T-AM

(B) Recommend soldering pad

Recommend Sodering Pad



Note: Tolerances unless mentioned ± 0.1 mm. Unit = mm

2. Current limiting

A resistor should be used to limit current spikes that can be caused by voltage fluctuations. Otherwise damage could occur.

3. Storage

3.1 Moisture proof bag should only be opened immediately prior to usage.

3.2 Environment should be less than 30°C and 60% RH when moisture proof bag is opened.

3.3 After opening the package MSL Conditions stated on page 1 of this spec should not be exceeded.

3.4 If the moisture sensitivity card indicates higher than acceptable moisture, the component should be baked at min. 60°deg $\pm 5^{\circ}\text{deg}$ for 24 hours.

4. Iron Soldering

Hand soldering is not recommended for regular production. These guidelines are for rework only. Soldering iron tip should contact each terminal no more than 3 sec at 350°C , using soldering iron with nominal power less than 25W. Allow min. 2 sec. between soldering intervals.

5. Usage

Do not exceed the values given in this specification.

Application Restrictions

1. High reliability applications such as military/aerospace, automotive safety/security systems, and medical equipment may require different product. If you have any concerns, please contact Everlight before using this product in your application. This specification guarantees the quality and performance of the product as an individual component. Do not use this product beyond the specification described in this document.



Technical Data Sheet

1206 Package Chip LED

15-21-Y2C-DJ2K2B7X-2T-AM

Revision History:

Rev.	Modified date	File modified contents
1	2011/3/3	New Spec

