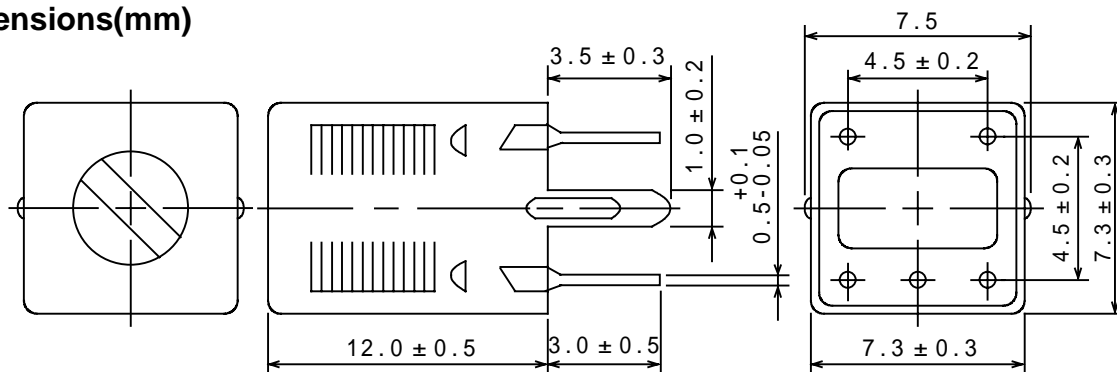


Type: P-7GB/FM, P-7GB/AM, P-7GB/MW, P-7GB/SW, P-7GB/LW
Product Description

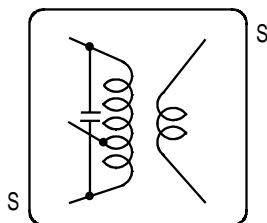
- 7.6 x 7.6mm Max.(L x W), 12.5mm Max. Height.
- Inductance:1 μ H ~3.0mH Max.
- Operating frequency:20MHz Max.
- In addition to the reference versions of parameters shown here,custom designs are available to meet your exact requirements.


Feature

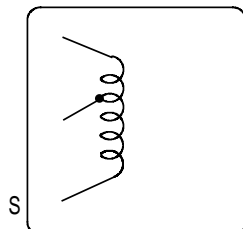
- Variable shielded type.
- LM,AM,SW,FM types are available.
- Internally assembled condenser is available.
- Ideally used in Radio (FM,AM,MW ,SW,LW),TV. Transceiver
- RoHS Compliance

Dimensions(mm)


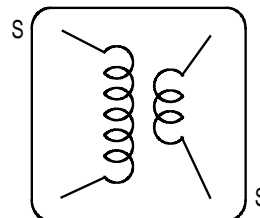
- * Dimension does not include solder used on coil.
- * Pin pitch shall be measured at the root of terminal.
- * Dimension without tolerance are approx.

Connection (Bottom View)


P-7GB/FM, P-7GB/AM



P-7GB/MW, P-7GB/SW



P-7GB/LW

"S" is winding start

Type: P-7GB/FM, P-7GB/AM, P-7GB/MW, P-7GB/SW, P-7GB/LW
Specification (P-7GB/FM) (Part No.4143-T028)

Item	(1-3)	Measuring Condition
Frequency	10.7MHz±2% Variable	
Int. capacitor	47pF±10%	
Unloaded Qu	80 Min.	1 0 . 7 M H z
Ext. stray capacity 6pF between (1-3) at measuring.		

Specification (P-7GB/AM) (Part No.S5470122)

Item	(1 - 3)	Measuring Condition
Frequency	4 5 5 k H z ± 2 % Variable	—————
Capacity (int.)	1 8 0 p F ± 1 0 %	—————
Unloaded Qu	7 5 Min.	4 5 5 k H z
Ext. stray capacity 5pF between (1-3) at measuring.		

Specification (P-7GB/MW) (Part No. 4147-T055)

Item	(1 - 3)	Measuring Condition
Inductance	270 μ H ± 5 % Variable	7 9 6 KHz
Unloaded Qu	90 Min.	7 9 6 KHz

Specification (P-7GB/SW) (Part No. S5470119)

Item	(1 - 3)	Measuring Condition
Inductance	8.4 μ H ± 6 % Variable	7.96MHz
Unloaded Qu	100 Min.	7.96MHz

Specification (P-7GB/LW) (Part No. 4146-T052)

Item	(1 - 3)	Measuring Condition
Inductance	115 μ H ± 6 % Variable	7 9 6 KHz
Unloaded Qu	80 Min.	7 9 6 KHz