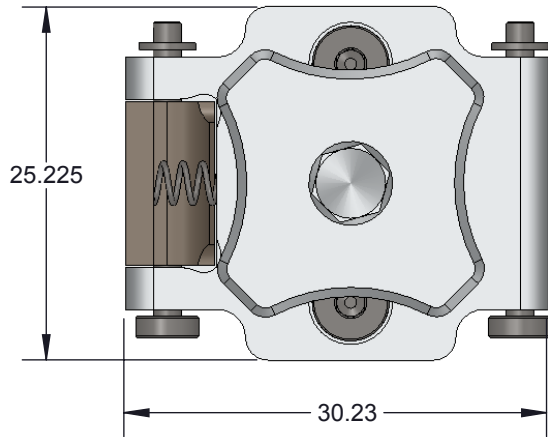


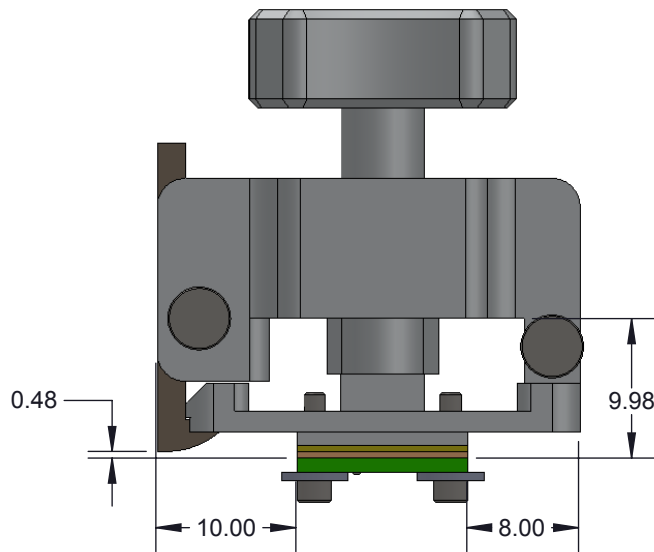
# GHz QFN Socket - Direct mount, solderless

## Features

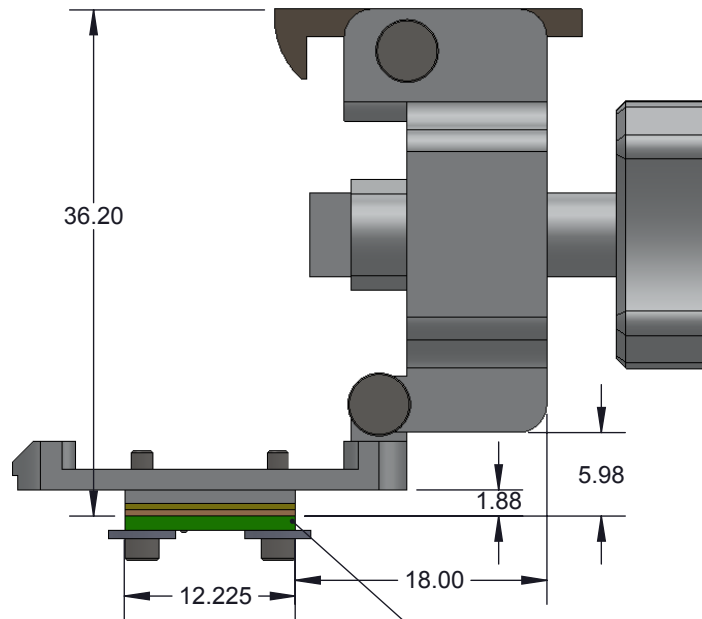
- Directly mounts to target PCB (needs tooling holes) with hardware
- High speed, reliable Elastomer connection
- Minimum real estate required
- Compression plate distributes forces evenly
- Hinged clamshell socket lid



TOP VIEW

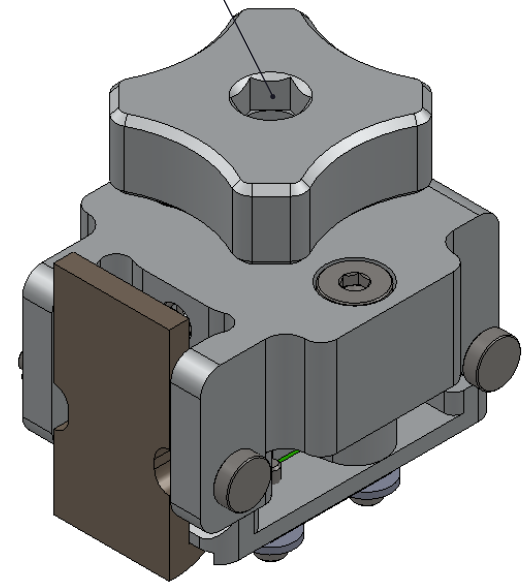


SIDE VIEW



SIDE VIEW


Recommended Torque = 0.5 in-lbs



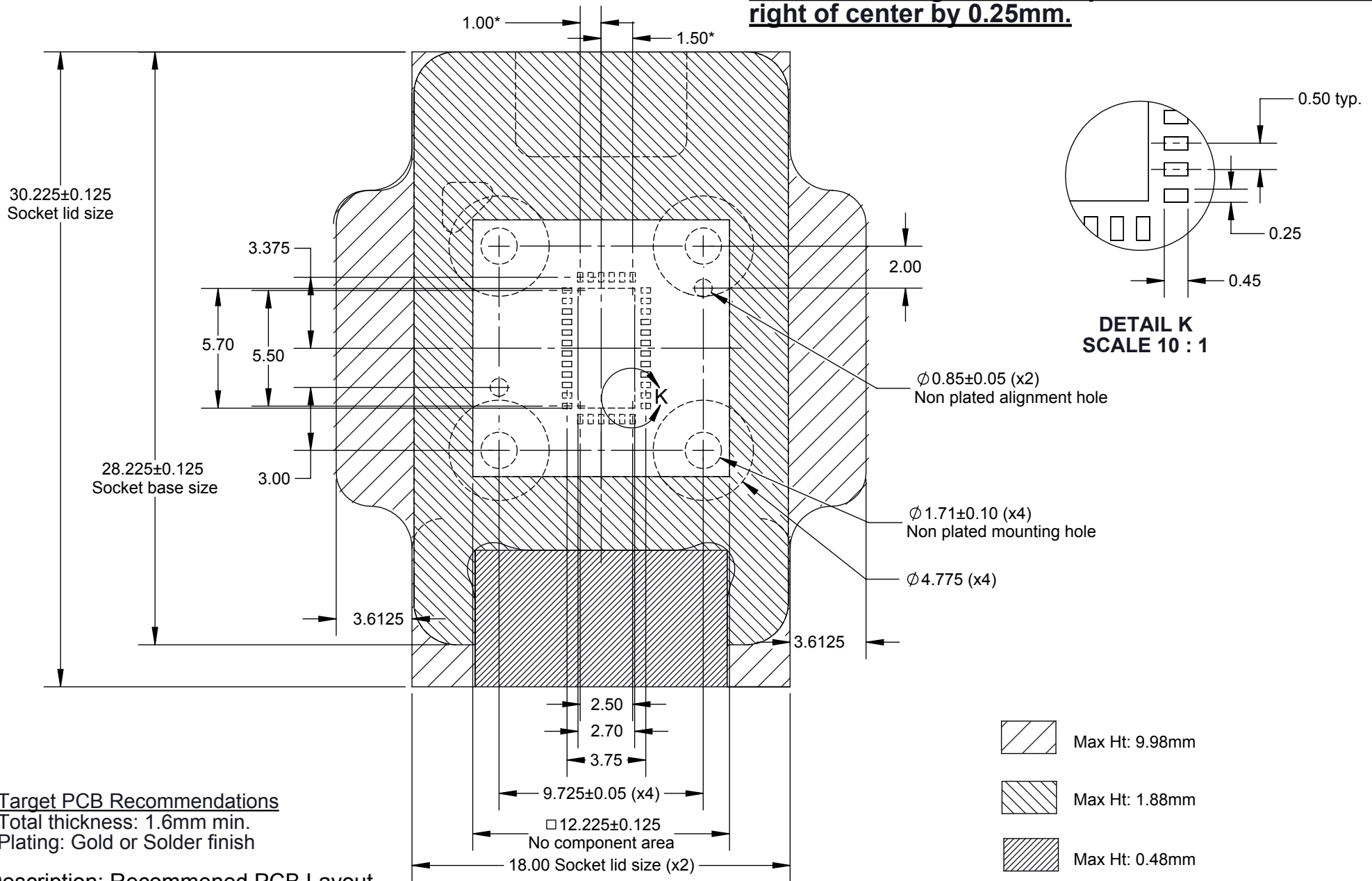
## Description: CG-QFN 4x7mm 0.5mm pitch QFN36

Primary dimension units are millimeters, Secondary dimension units are [inches], Weight is in grams.

Tolerances: Hole diameters  $\pm 0.03\text{mm}$  [ $\pm 0.001"$ ], Pitches (from true position)  $\pm 0.025\text{mm}$  [ $\pm 0.001"$ ], substrate thickness tolerance  $\pm 10\%$ , all other tolerances  $\pm 0.13\text{mm}$  [ $\pm 0.005"$ ] unless stated otherwise. Materials and specifications are subject to change without notice.

 <p><b>CG-QFN-7008 Drawing</b> Ironwood Electronics, Inc. Tele: (800) 404-0204 www.ironwoodelectronics.com</p>	<p>Material: N/A Finish: N/A Weight: 33.11</p>	<p>STATUS: Released ENG: S. Huang FILE: CG-QFN-7008 Dwg</p>	<p>SHEET: 1 OF 4 DRAWN BY: M. Raske DATE: 04/09/2014</p>	<p>REV. C SCALE: 1.85:1</p>

**\*Note: QFN pattern is not symmetrical with respect to the mounting holes. The pattern is shifted to the right of center by 0.25mm.**




**Target PCB Recommendations**

Total thickness: 1.6mm min.  
Plating: Gold or Solder finish

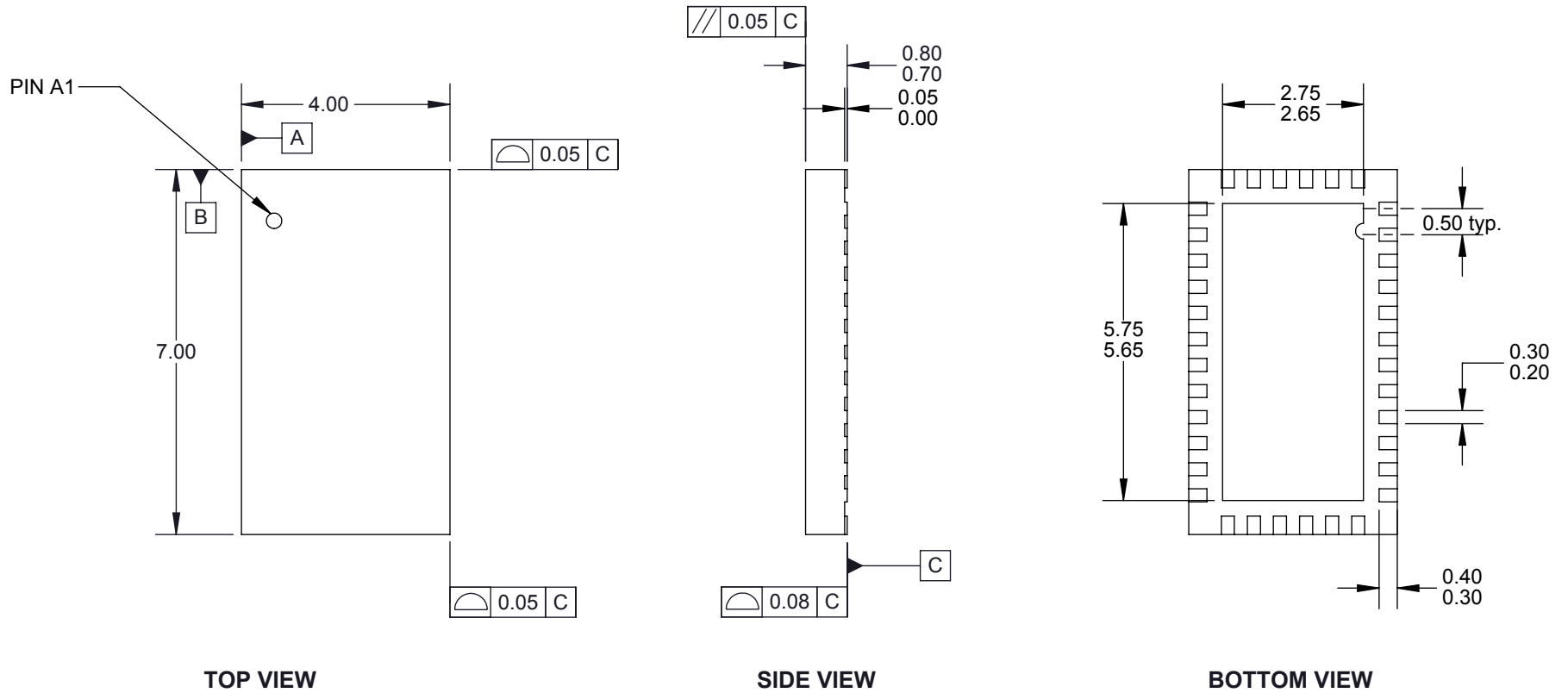
**Description: Recommended PCB Layout**

Primary dimension units are millimeters, Secondary dimension units are [inches], Weight is in grams.

Tolerances: Hole diameters ±0.03mm [±0.001"], Pitches (from true position) ±0.025mm [±0.001"], substrate thickness tolerance ±10%, all other tolerances ±0.13mm [±0.005"] unless stated otherwise. Materials and specifications are subject to change without notice.

 <p><b>CG-QFN-7008 Drawing</b> Ironwood Electronics, Inc. Tele: (800) 404-0204 www.ironwoodelectronics.com</p>	<p>Material: N/A Finish: N/A Weight: 33.11</p>	<p>STATUS: Released ENG: S. Huang FILE: CG-QFN-7008 Dwg</p>	<p>SHEET: 2 OF 4 DRAWN BY: M. Raske DATE: 04/09/2014</p>	<p>REV. C SCALE: 4:1</p>


Package code: QFN36C

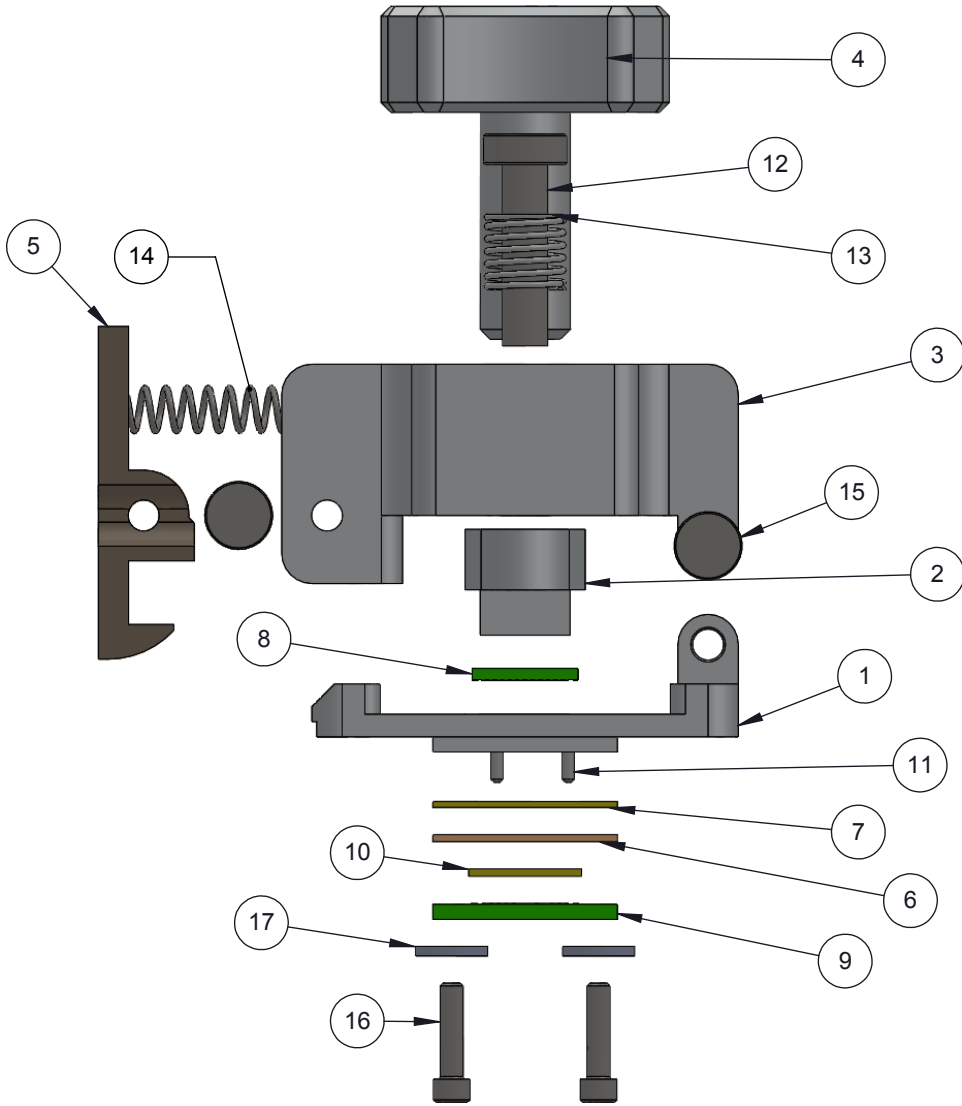


### Description: Compatible QFN

Primary dimension units are millimeters, Secondary dimension units are [inches], Weight is in grams.

Tolerances: Hole diameters  $\pm 0.03\text{mm}$  [ $\pm 0.001$ "], Pitches (from true position)  $\pm 0.025\text{mm}$  [ $\pm 0.001$ "], substrate thickness tolerance  $\pm 10\%$ , all other tolerances  $\pm 0.13\text{mm}$  [ $\pm 0.005$ "] unless stated otherwise. Materials and specifications are subject to change without notice.

 <b>CG-QFN-7008 Drawing</b> Ironwood Electronics, Inc. Tele: (800) 404-0204 www.ironwoodelectronics.com	Material: N/A Finish: N/A Weight: 33.11	STATUS: Released	SHEET: 3 OF 4	REV. C
		ENG: S. Huang	DRAWN BY: M. Raske	SCALE: 8:1
		FILE: CG-QFN-7008 Dwg	DATE: 04/09/2014	




ITEM NO.	Description	Material
1	Socket Base	7075-T6 Aluminum Alloy
2	Compression Plate 6mm sq	7075-T6 Aluminum Alloy
3	Clam Shell Lid	7075-T6 Aluminum Alloy
4	Fluted Knob Compression Screw	7075-T6 Aluminum Alloy
5	Latch, Ni plated	7075-T6 Aluminum Alloy
6	Elastomer Guide 7x7mm	Ultem
7	IC (MLF) Guide	Torlon 4203
8	Test Chip 4x7mm QFN36 0.5mm pitch	FR4 High temp
9	Test PCB 4x7mm QFN36 0.5mm pitch	FR4 High temp
10	0.5mm thick, 0.05x 0.05mm pitch, 50mm sq, Z-axis conductive angled elastomer	20 Micron dia gold plated brass filaments arranged symetrically in a silicon rubber (63.5 degree angle), Thickness: 0.5mm
11	Alignment Pin 1/32" dia. x 1/8" lng	Chrome Stainless Steel
12	Screw, M3 x 12mm, Low Head Cap, SS	18-8 Stainless Steel
13	Spring Clamshell lid assembly	Steel Music Wire
14	Precision Compression Spring, Zinc-Plated Music Wire, 1/2" Length, .12" OD, .016" Wire	Zinc Plated Music Wire
15	Hinge Pin and Snap Ring, 2mm OD, 19mm long, SS	Stainless Steel (ferritic)
16	#0-80 X .25 LG, SOC HD CAP SCREW, ALLOY STL, BLK OXIDE	Alloy Steel
17	Washer, #0 x .025", Nylon	Nylon 6/6

### Description: Socket Detail

Primary dimension units are millimeters, Secondary dimension units are [inches], Weight is in grams.

Tolerances: Hole diameters  $\pm 0.03\text{mm}$  [ $\pm 0.001"$ ], Pitches (from true position)  $\pm 0.025\text{mm}$  [ $\pm 0.001"$ ], substrate thickness tolerance  $\pm 10\%$ , all other tolerances  $\pm 0.13\text{mm}$  [ $\pm 0.005"$ ] unless stated otherwise. Materials and specifications are subject to change without notice.

Rev	Date	Initials	Description
A	04/09/14	MR	Original
B	10/09/14	DH	Changed IC Guide material to Torlon
C	C	DH	Updated page 1 and 2 to show updated socket width dimension.

 <b>CG-QFN-7008 Drawing</b> Ironwood Electronics, Inc. Tele: (800) 404-0204 www.ironwoodelectronics.com	Material: N/A Finish: N/A Weight: 33.11	STATUS: Released ENG: S. Huang FILE: CG-QFN-7008 Dwg	SHEET: 4 OF 4 DRAWN BY: M. Raske DATE: 04/09/2014	REV. C SCALE: 2:1
--	---	--	---	----------------------