


LOW EMI TOROIDAL INDUCTORS

ATCA Series



 RoHS/RoHS II Compliant

FEATURES

- Low EMI/RFI toroid topology
- High saturation current up to 10A
- High efficiency powdered iron core
- Wide operating temperature range -40°C to 105°C
- Vertical and horizontal orientations optimize EMI/RFI
- Compatible with low cost through-hole assembly

APPLICATIONS

- High power switch-mode power supplies
- High power LED ballasts
- Power line filters
- High power audio filters
- Solar inverters
- White goods
- Motor drivers


STANDARD SPECIFICATIONS

Part No. ATCA-01 Inductance Code	L(μ H)	Tolerance	DCR(Ω)	IDC(A)	Dimension (mm) E (dia.)
		(%)	(max)	(max)	(Nom)
ATCA-01-200M	20	M	0.021	3.0	0.70
ATCA-01-300M	30	M	0.035	2.0	0.60
ATCA-01-600M	60	M	0.038	3.0	0.70
ATCA-01-680M	68	M	0.101	1.0	0.45
ATCA-01-101M	100	M	0.081	2.0	0.60
ATCA-01-221M	220	M	0.190	1.0	0.45
Part No. ATCA-02 Inductance Code					
ATCA-02-220M	22	M	0.014	5.0	0.95
ATCA-02-290M	29	M	0.020	4.0	0.85
ATCA-02-350M	35	M	0.026	3.0	0.80
ATCA-02-580M	58	M	0.061	2.0	0.60
ATCA-02-900M	90	M	0.044	3.0	0.80
ATCA-02-111M	110	M	0.069	2.0	0.65
ATCA-02-131M	130	M	0.146	1.0	0.45
ATCA-02-471M	470	M	0.286	1.0	0.45
Part No. ATCA-03 Inductance Code					
ATCA-03-250M	25	M	0.016	5.0	1.00
ATCA-03-320M	32	M	0.021	4.0	0.90
ATCA-03-430M	43	M	0.030	3.0	0.80
ATCA-03-650M	65	M	0.055	2.0	0.65
ATCA-03-111M	110	M	0.042	4.0	0.85
ATCA-03-131M	130	M	0.055	3.0	0.80
ATCA-03-151M	150	M	0.159	1.0	0.45
ATCA-03-231M	230	M	0.108	2.0	0.65

REVISED: 06/10/2016

LOW EMI TOROIDAL INDUCTORS

ATCA series



 RoHS/RoHS II Compliant


STANDARD SPECIFICATIONS

Part No. ATCA-04 Inductance Code	L(μ H)	Tolerance	DCR(Ω)	IDC(A)	Dimension (mm) E (dia.)
		(%)	(max)	(max)	(Nom)
ATCA-04-500M	50	M	0.022	5.0	1.00
ATCA-04-600M	60	M	0.030	4.0	0.90
ATCA-04-750M	75	M	0.039	3.0	0.80
ATCA-04-820M	82	M	0.042	3.0	0.80
ATCA-04-101M	100	M	0.033	5.0	1.00
ATCA-04-151M	150	M	0.042	5.0	1.00
ATCA-04-221M	220	M	0.059	4.0	0.90
ATCA-04-271M	270	M	0.081	3.0	0.80
ATCA-04-321M	320	M	0.131	2.0	0.65
ATCA-04-431M	430	M	0.150	2.0	0.64
ATCA-04-961M	960	M	0.438	1.0	0.50
Part No. ATCA-05 Inductance Code					
ATCA-05-900M	90	M	0.034	5.0	1.00
ATCA-05-141M	140	M	0.064	3.0	0.80
ATCA-05-201M	200	M	0.114	2.0	0.65
ATCA-05-321M	320	M	0.068	5.0	1.00
ATCA-05-451M	450	M	0.174	2.0	0.65
ATCA-05-471M	470	M	0.354	1.0	0.45
ATCA-05-182M	1800	M	0.680	1.0	0.45
Part No. ATCA-06 Inductance Code					
ATCA-06-820M	82	M	0.033	5.0	1.00
ATCA-06-101M	100	M	0.042	4.0	1.01
ATCA-06-131M	130	M	0.061	3.0	0.85
ATCA-06-221M	220	M	0.121	2.0	0.70
ATCA-06-301M	300	M	0.064	5.0	1.00
ATCA-06-391M	390	M	0.088	4.0	0.90
ATCA-06-471M	470	M	0.342	1.0	0.50
ATCA-06-501M	500	M	0.124	3.0	0.80
ATCA-06-781M	780	M	0.225	2.0	0.70
ATCA-06-132M	1300	M	0.585	1.0	0.50

REVISED: 06/10/2016

LOW EMI TOROIDAL INDUCTORS

ATCA series

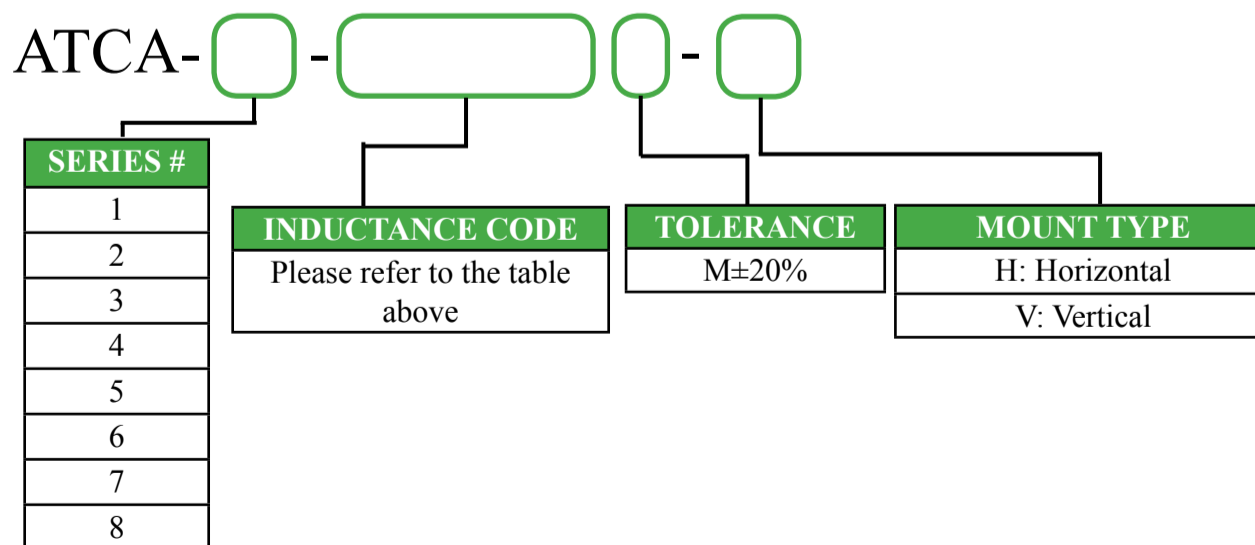


 RoHS/RoHS II Compliant

STANDARD SPECIFICATIONS

Part No. ATCA-07 Inductance Code	L(μ H)	Tolerance	DCR(Ω)	IDC(A)	Dimension (mm) E (dia.)
		(%)	(max)	(max)	(Nom)
ATCA-07-300M	30	M	0.009	10.0	1.60
ATCA-07-350M	35	M	0.010	10.0	1.60
ATCA-07-560M	56	M	0.020	7.0	1.30
ATCA-07-680M	68	M	0.021	7.0	1.30
ATCA-07-820M	82	M	0.023	7.0	1.30
ATCA-07-101M	100	M	0.036	5.0	1.00
ATCA-07-151M	150	M	0.053	4.0	1.00
ATCA-07-201M	200	M	0.078	3.0	0.85
ATCA-07-301M	300	M	0.142	2.0	0.70
ATCA-07-851M	850	M	0.211	2.0	0.70
Part No. ATCA-08 Inductance Code					
ATCA-08-750M	75	M	0.014	10.0	1.60
ATCA-08-131M	130	M	0.031	7.0	1.30
ATCA-08-201M	200	M	0.056	5.0	1.00
ATCA-08-251M	250	M	0.027	10.0	1.60
ATCA-08-471M	470	M	0.064	7.0	1.30
ATCA-08-681M	680	M	0.105	5.0	1.00


PART IDENTIFICATION AND ORDERING INFORMATION



REVISED: 06/10/2016

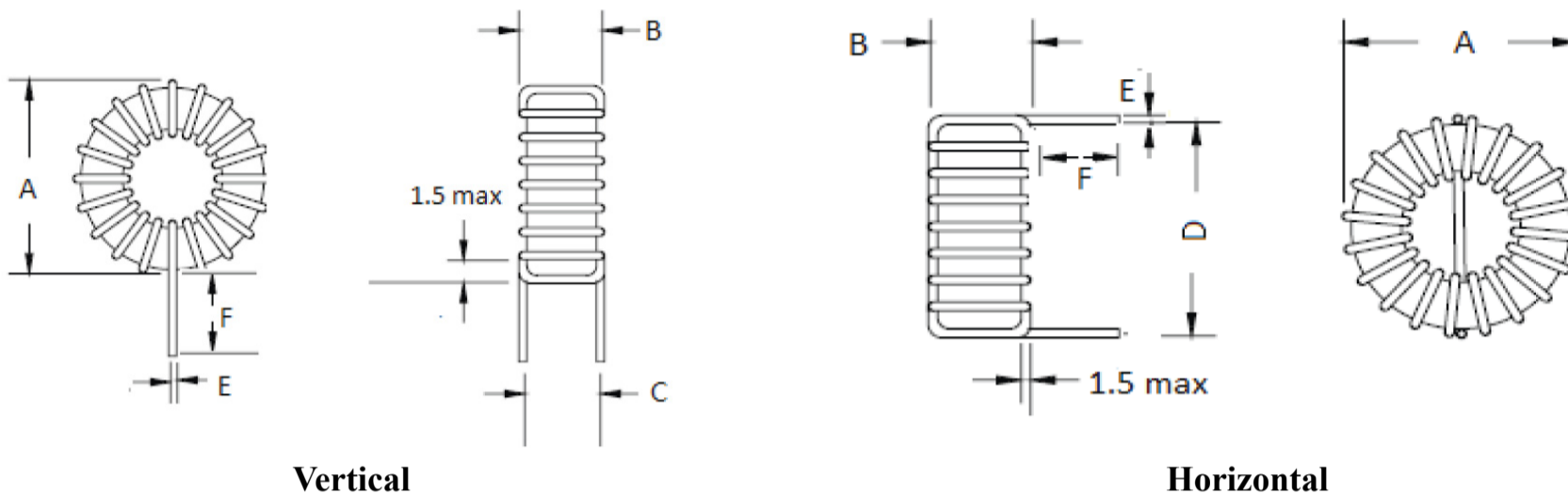
LOW EMI TOROIDAL INDUCTORS

ATCA Series



RoHS/RoHS II Compliant

MECHANICAL DIMENSIONS (ALL DIMENSIONS ARE IN mm)



Series #	A	B	C	D	F
1	18.0 Max	11.5 Max	11.0 Max	17.5 Max	15.0 Max
2	22.0 Max	12.5 Max	12.0 Max	21.5 Max	15.0 Max
3	24.0 Max	11.5 Max	10.5 Max	23.0 Max	15.0 Max
4	27.0 Max	13.5 Max	12.5 Max	26.0 Max	15.0 Max
5	30.0 Max	17.0 Max	16.0 Max	29.0 Max	15.0 Max
6	32.0 Max	16.0 Max	15.0 Max	30.0 Max	15.0 Max
7	36.0 Max	19.5 Max	18.0 Max	34.5 Max	15.0 Max
8	42.5 Max	21.5 Max	20.0 Max	41.0 Max	15.0 Max

PACKAGING INFORMATION

Series #	Packing #Pcs/Tray	Box Size (mm)
1	300pcs/tray	190 x 105 x 60
2	200pcs/tray	190 x 105 x 60
3	150pcs/tray	190 x 105 x 60
4	100pcs/tray	190 x 105 x 60
5	50pcs/tray	190 x 105 x 60
6	30pcs/tray	190 x 105 x 60
7	24pcs/tray	190 x 105 x 60
8	20pcs/tray	190 x 105 x 60

REVISED: 06/10/2016