

LOW PASS FILTER

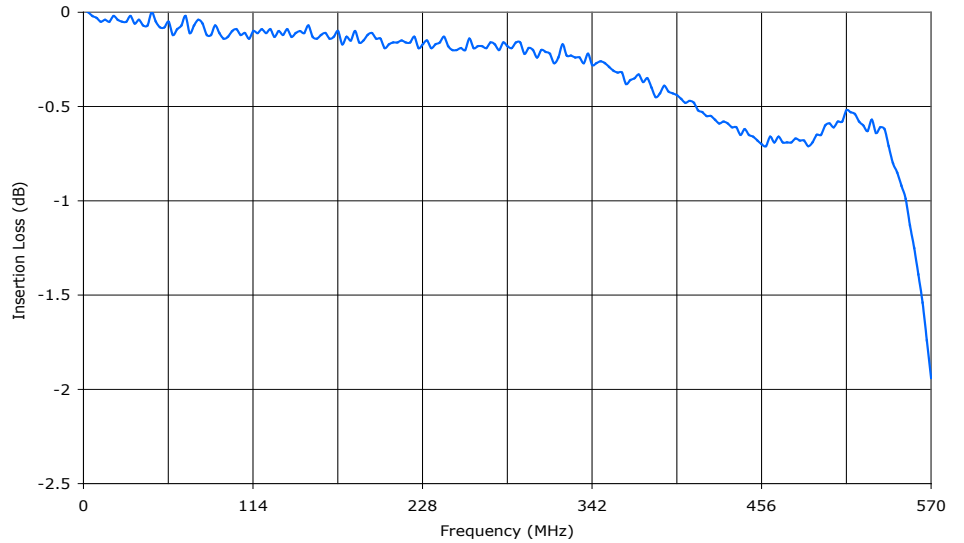
SURFACE MOUNT MODEL: FLS-570

CUT-OFF FREQUENCY

F_c = 570 MHz

FEATURES:

- ▶ Low Loss
- ▶ Small Size
- ▶ High Rejection



SPECIFICATIONS (Rev. B 08/05/09)

Passband	DC - 520 MHz						
3 dB Cut-off Frequency	570 MHz						
Passband Insertion Loss	1.0 dB (Max.)						
Stop Band Frequencies	<table border="1"> <tr><td>@ 995 MHz</td><td>35 dB (Min.)</td></tr> <tr><td>@ 880 MHz</td><td>23 dB (Min.)</td></tr> <tr><td>@ 765 MHz</td><td>20 dB (Min.)</td></tr> </table>	@ 995 MHz	35 dB (Min.)	@ 880 MHz	23 dB (Min.)	@ 765 MHz	20 dB (Min.)
@ 995 MHz	35 dB (Min.)						
@ 880 MHz	23 dB (Min.)						
@ 765 MHz	20 dB (Min.)						
Power Rating	1 Watt (Max.)						
Impedance	50 Ohms (Nom.)						
VSWR (Passband)	1.7:1 dB (Typ.)						
Operating Temperature Range	-40 to +85 °C						

Package #	102S
------------------	------

LAYOUT FOR PRINTED
CIRCUIT DESIGN

PORT CONFIGURATION		
Input	Output	Gnd.
1	8	All Other

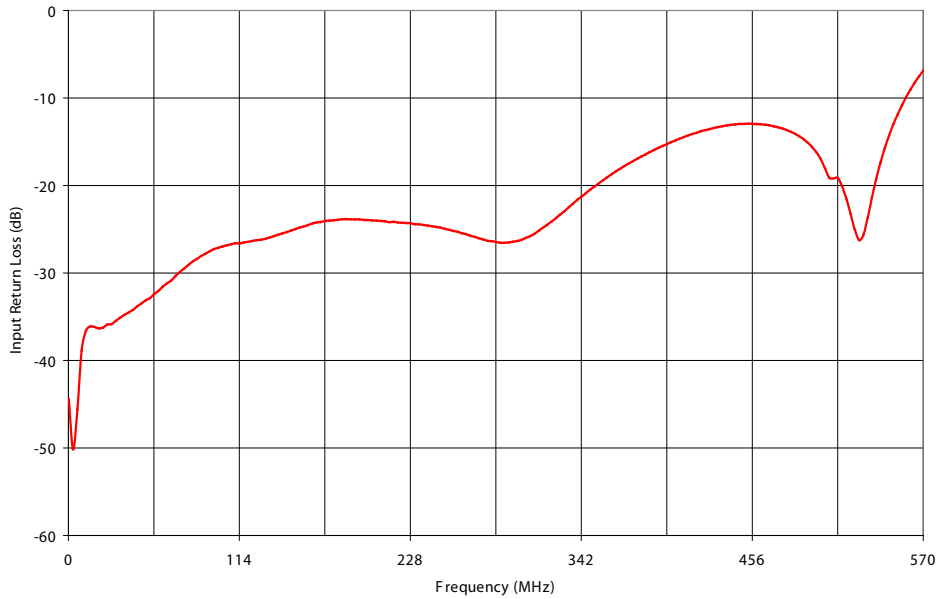
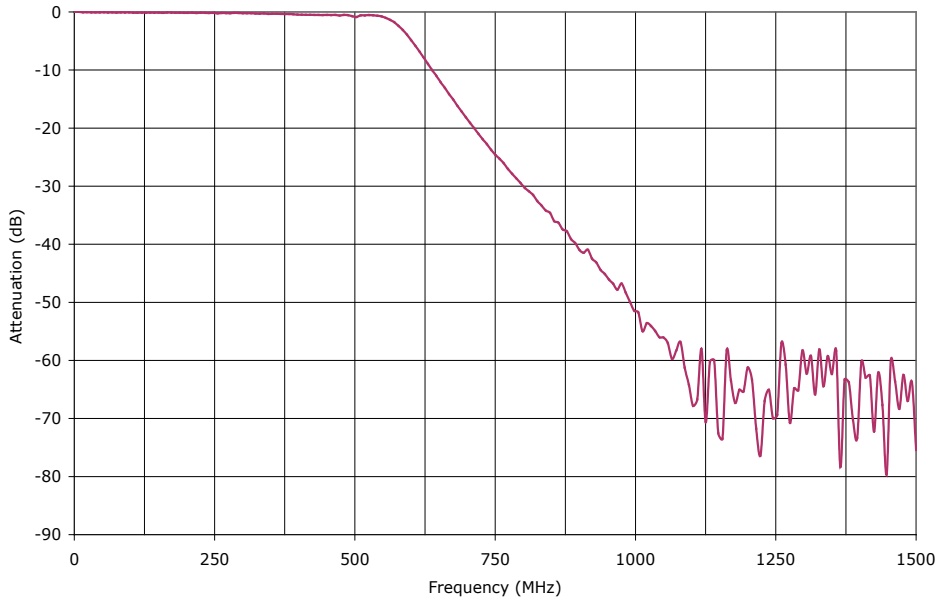
LOW PASS FILTER

SURFACE MOUNT MODEL: FLS-570

CUT-OFF FREQUENCY

$F_c = 570 \text{ MHz}$

PERFORMANCE PLOTS



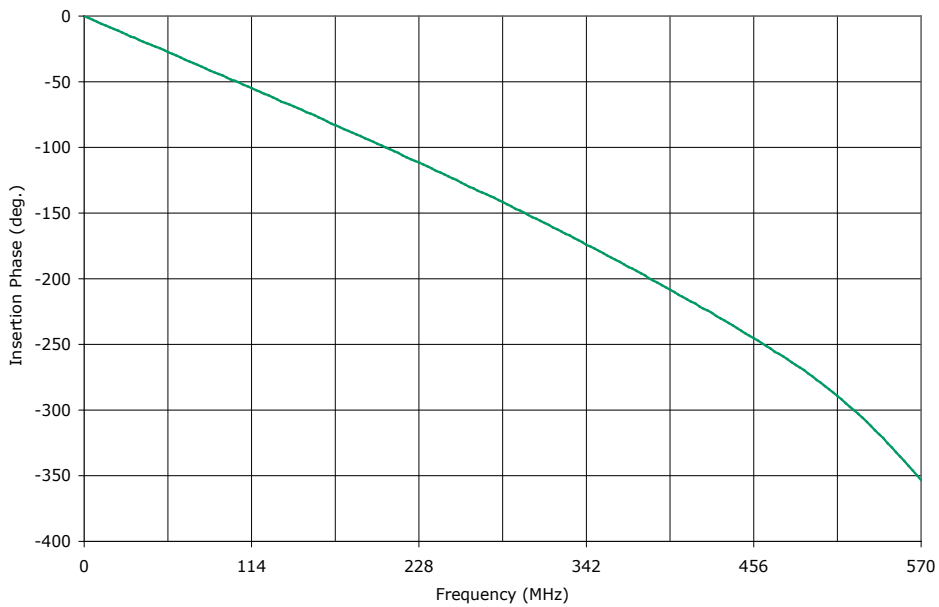
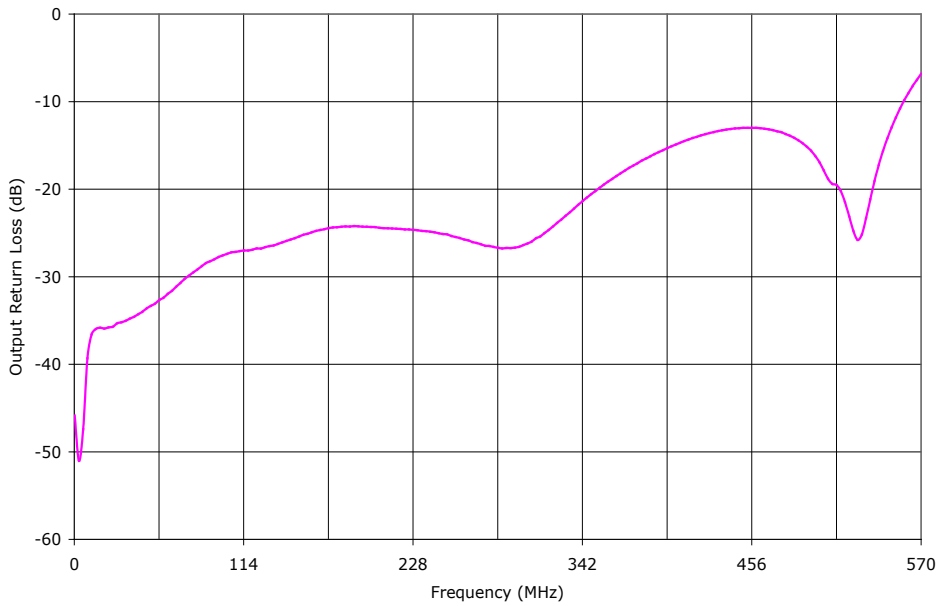
LOW PASS FILTER

SURFACE MOUNT MODEL: FLS-570

CUT-OFF FREQUENCY

$F_c = 570 \text{ MHz}$

PERFORMANCE PLOTS

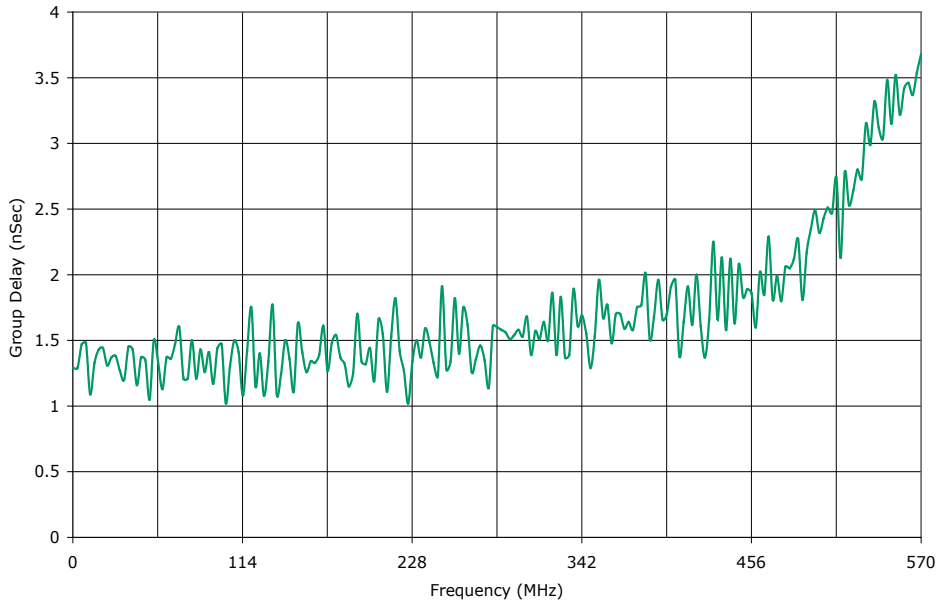


LOW PASS FILTER

SURFACE MOUNT MODEL: FLS-570

CUT-OFF FREQUENCY

$F_c = 570 \text{ MHz}$



PERFORMANCE PLOTS