

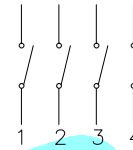
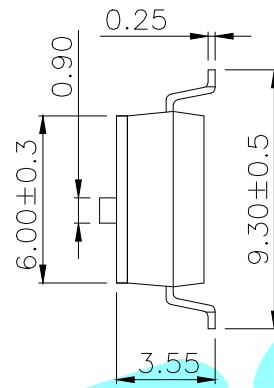
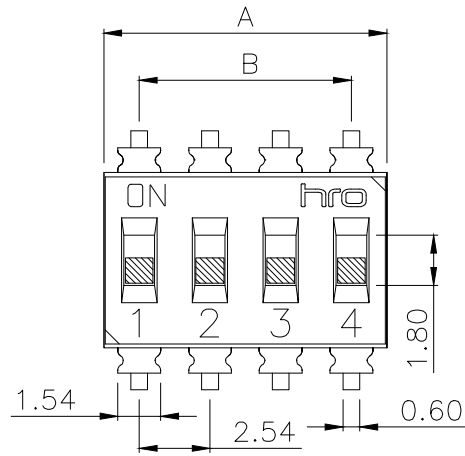
NOTES:

1.Specification :

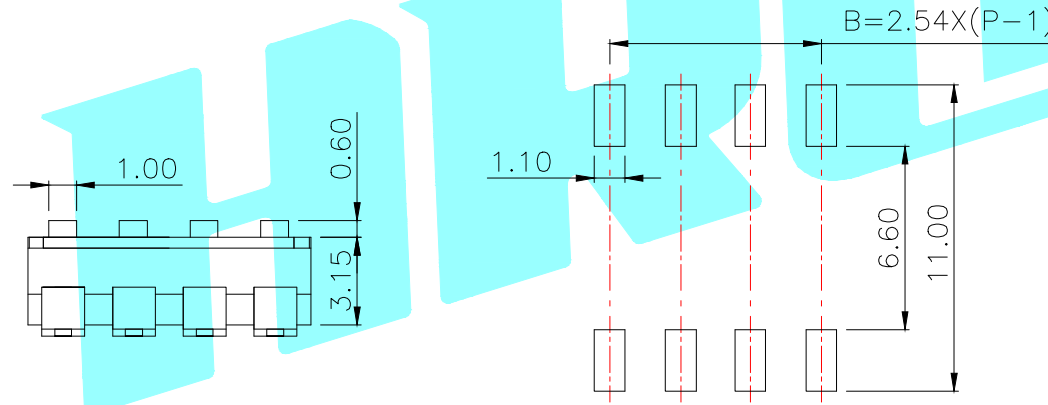
- 1.1 Operation force: 1000gf Max.
- 1.2 Operation Temperature: -30°C to +85°C.
- 1.3 Storage Temperature: -40°C to +85°C.
- 1.4 Mechanical Life: 3000 cycles operations.
- 1.5 Resistance to Soldering: 250±5°C for 3-5 Seconds.

2.ELECTRICAL :

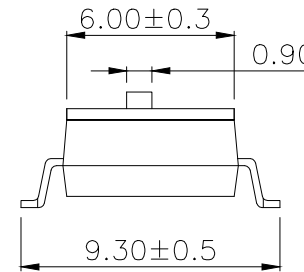
- 2.1 Non-switch Rating: 100mA at 50V DC.
- 2.2 Switching Rating: 25mA at 24V DC.
- 2.3 Contact Resistance: Inital 50mΩ Max.
Contact Resistance: After life 100mΩ Max.
- 2.4 Insulation Resistance: 1000MΩ Min at 500VDC.
- 2.5 Dielectric Strength: 500V AC for 60seconds.
- 2.6 Switch Capacitance: 5PF Max at 1MHZ.



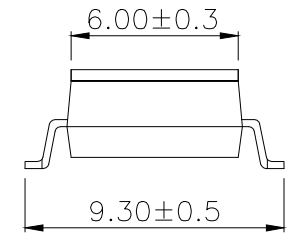
Circuit Diagram



PCB Layout(Pattern Side)



凸柄(P)



短柄(S)

Position(位数)	1P	2P	3P	4P	5P	6P	8P	
DIM.A(长度)	2.54	5.08	7.62	10.16	12.70	15.24	20.32	
DIM.B(长度)	—	2.54	5.08	7.62	10.16	12.70	17.78	
PART NO.	凸柄(P)	EM-01KP	EM-02KP	EM-03KP	EM-04KP	EM-05KP	EM-06KP	EM-08KP
盖子/黑色(K)	短柄(S)	EM-01KS	EM-02KS	EM-03KS	EM-04KS	EM-05KS	EM-06KS	EM-08KS

④	Terminal	—	—	Phosphor bronze	Au Plating	—
③	Base	—	1	PPS	Black	—
②	Cover	—	1	PPS	Black	—
①	Keystoke	—	—	Nylon	White	—
ITEM	PART NAME	TER'NO.	QTY.	MATERIAL	FINISHING	REMARK

APPROVALS		DATE		HRO 翰睿 ELECTRONICS CO.,LTD		
DRAWN	LIUCAN	2021.7.12		TITLE:	DIP SWITCH	
CHECKED				PART NO.	EM-□□□□	
APPROVALS				UNIT: mm	SCALE: 1:1	PROJ:
TOLERANCES ARE		30~以上	±0.30	ANGLE	DRAWING NO.	SHEET 1 OF 1
		10~30	±0.20			
		5~10	±0.15			
		~ 5	±0.10			

ECN NO.	REV.	DATE.	DESCRIPTION.	CHANGE.	CHECK.	APPRO.
—	A	—	NEW	—	—	—