

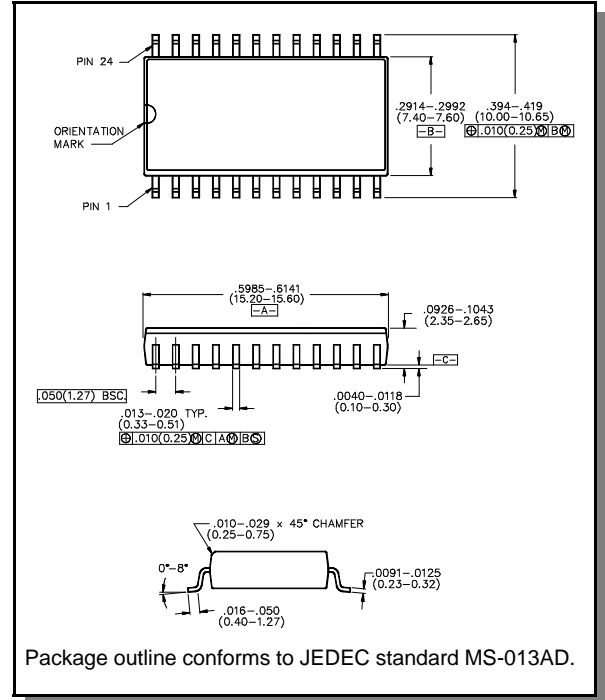
Features

- Attenuation: 1 dB Steps to 50 dB
- Low DC Power Consumption
- Plastic SOIC, Wide Body, SMT Package
- Integral TTL Driver
- 50 ohm Impedance
- Test Boards are Available
- Tape and Reel Packaging Available

Description

M/A-COM's AT65-0106 is a GaAs FET 6-bit digital attenuator with a 1 dB minimum step size and a 50 dB total attenuation range. This device is in a SOIC-24, wide body plastic surface mount package. The AT65-0106 is ideally suited for use where accuracy, fast speed, very low power consumption and low costs are required.

SOW-24



Electrical Specifications: $T_A = 25^\circ\text{C}$

Parameter	Test Conditions	Frequency	Units	Min	Typ	Max
Insertion Loss	—	DC - 2.0 GHz	dB	—	4.2	4.7
Attenuation Accuracy	Individual Bits 1-2-4-8-16-32 dB	DC - 2.0 GHz	dB	—	—	$\pm(.3 + 3\%$ of atten setting)
	Any Combination of Bits 3 to 15 dB	DC - 2.0 GHz	dB	—	—	$\pm(.5 + 5\%$ of atten setting)
	Any Combination of Bits 17 to 31 dB	DC - 2.0 GHz	dB	—	—	$\pm(.3 + 3\%$ of atten setting)
	Any Combination of Bits 32 to 50 dB	DC - 2.0 GHz	dB	—	—	$\pm(.5 + 7\%$ of atten setting)
VSWR	Full Range	DC - 2.0 GHz	Ratio	—	1.8:1	2:1
Switching Speed ¹	50% Cntl to 90%/10% RF	—	nS	—	75	150
	10% to 90% or 90% to 10%	—	nS	—	20	50
1 dB Compression	—	50 MHz	dBm	—	+21	—
	—	0.5 - 2.0 GHz	dBm	—	+29	—
Input IP_3	Two-tone inputs up to +5 dBm @ 0 dB Attenuation	50 MHz	dB	—	+35	—
		0.5-2.0 GHz	dB	—	+48	—
Vcc	—	—	V	4.75	5.0	5.25
-Vee	—	—	V	-8.0	-5.0	-4.75
Logic "0"	Sink Current is 20 μA max.	—	V	0.0	—	0.8
Logic "1"	Sink Current is 20 μA max.	—	V	2.0	—	5.0
Icc	Vcc min to max, Logic "0" or "1"	—	mA	—	0.2	6
-Iee	-Vee min to max, Logic "0" or "1"	—	mA	—	-0.2	-1

1. Decoupling capacitors (.01 μF) are required on power supply lines.

Pin Configuration

Pin #	Function	Pin #	Function
1	GND	13	RF
2	GND	14	GND
3	GND	15	GND
4	C32	16	GND
5	C16	17	GND
6	-Vee	18	GND
7	+Vcc	19	GND
8	C8	20	GND
9	C4	21	GND
10	C2	22	GND
11	C1	23	GND
12	GND	24	RF

Truth Table

C32	C16	C8	C4	C2	C1	Attenuation
0	0	0	0	0	0	Loss, Reference
0	0	0	0	0	1	1 dB
0	0	0	0	1	0	2 dB
0	0	0	1	0	0	4 dB
0	0	1	0	0	0	8 dB
0	1	0	0	0	0	16 dB
1	0	0	0	0	0	32 dB
1	1	0	0	1	0	50 dB

0 = TTL Low; 1 = TTL High

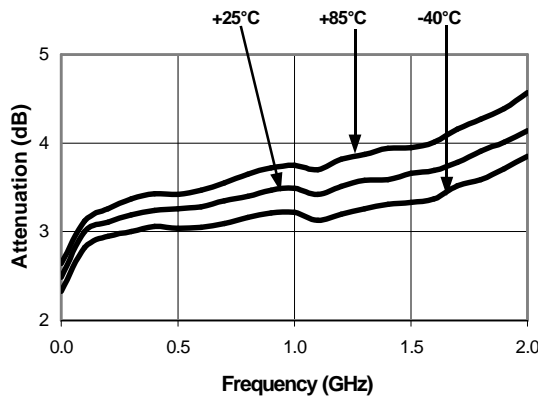
Absolute Maximum Ratings ²

Parameter	Absolute Maximum
Max. Input Power 0.05 GHz 0.5 - 2.0 GHz	+27 dBm +34 dBm
+Vcc	+5.5V
-Vee	-8.5V
Logic Voltages ³	-0.5 to Vcc + 0.5V
Operating Temperature	-40°C to +85°C
Storage Temperature	-65°C to +125°C

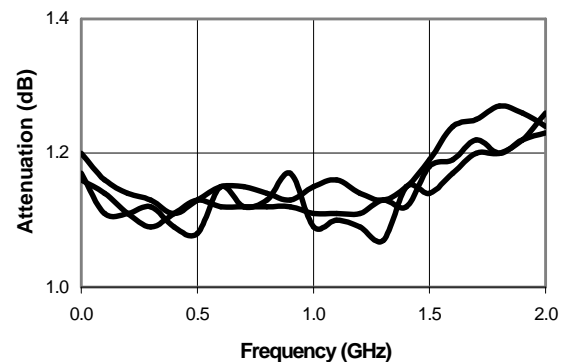
2. Operation of this device above any one of these parameters may cause permanent damage.
3. Standard CMOS TTL interface, latch-up will occur if logic signal is applied prior to power supply.

Typical Performance Curves

Loss vs. Temperature



1 dB Bit vs. Temperature



Specifications subject to change without notice.

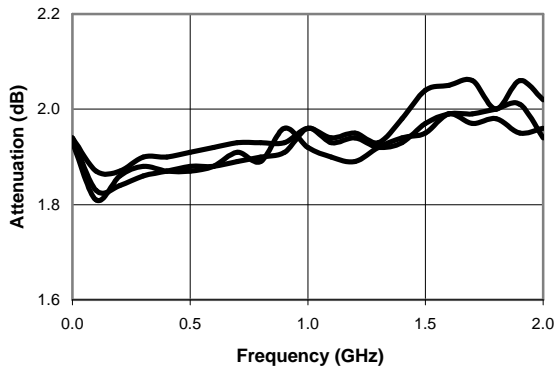
- North America: Tel. (800) 366-2266
- Asia/Pacific: Tel. +81-44-844-8296, Fax +81-44-844-8298
- Europe: Tel. +44 (1344) 869 595, Fax +44 (1344) 300 020

Visit www.macom.com for additional data sheets and product information.

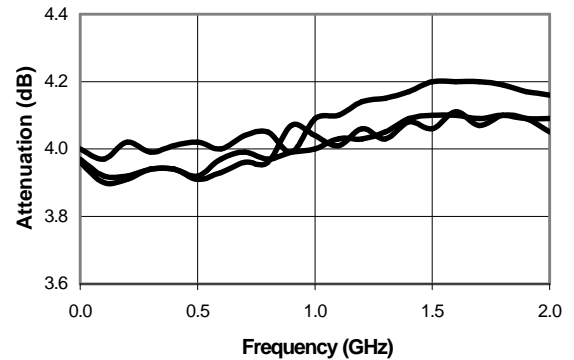


Typical Performance Curves

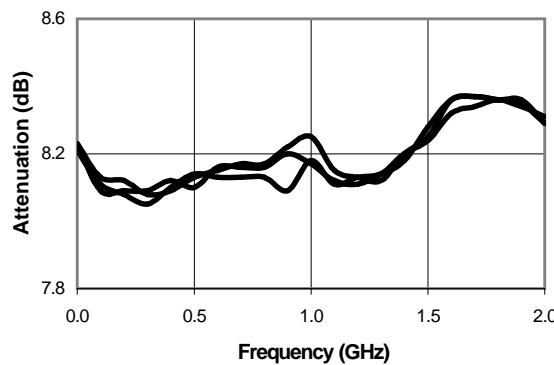
2 dB Bit vs. Temperature



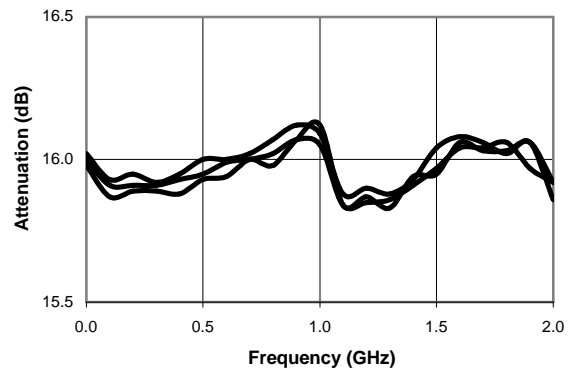
4 dB Bit vs. Temperature



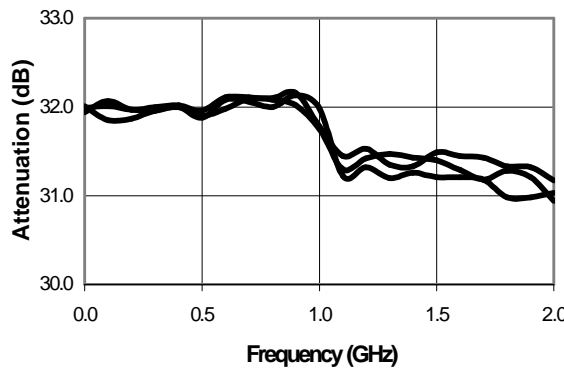
8 dB Bit vs. Temperature



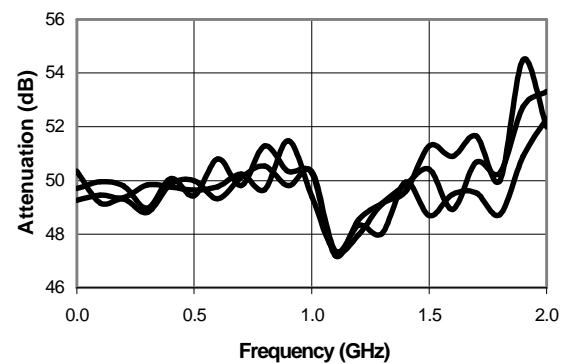
16 dB Bit vs. Temperature



32 dB Bit vs. Temperature



Max. Attenuation vs. Temperature



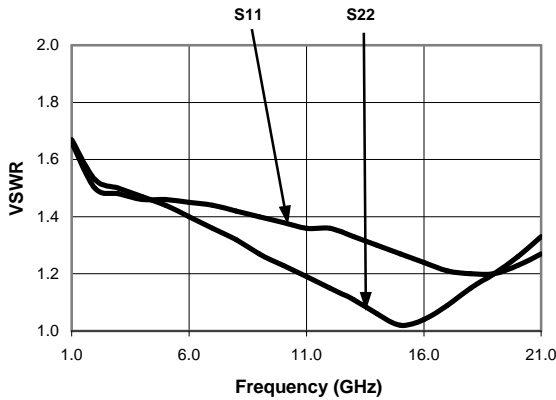
Specifications subject to change without notice.

- North America: Tel. (800) 366-2266
- Asia/Pacific: Tel.+81-44-844-8296, Fax +81-44-844-8298
- Europe: Tel. +44 (1344) 869 595, Fax+44 (1344) 300 020

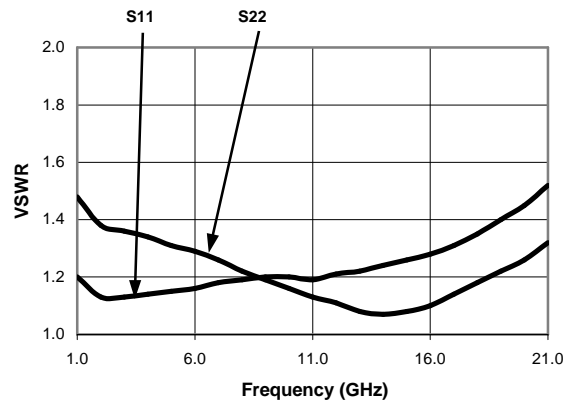
Visit www.macom.com for additional data sheets and product information.

Typical Performance Curves

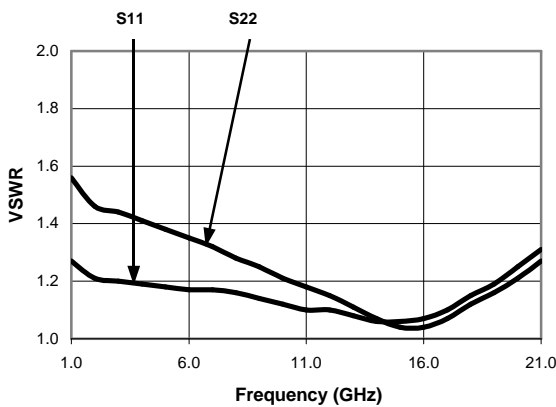
VSWR (S11, S22), Loss



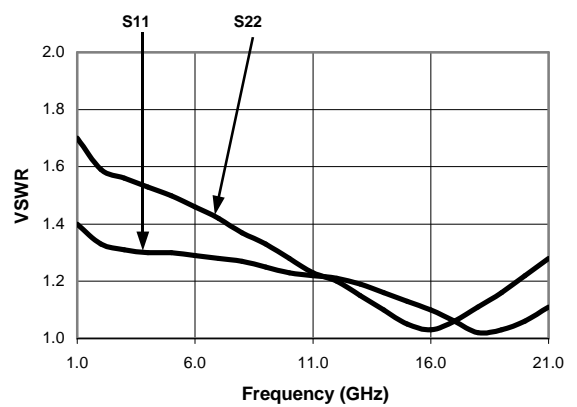
VSWR (S11, S22), 1 dB Bit



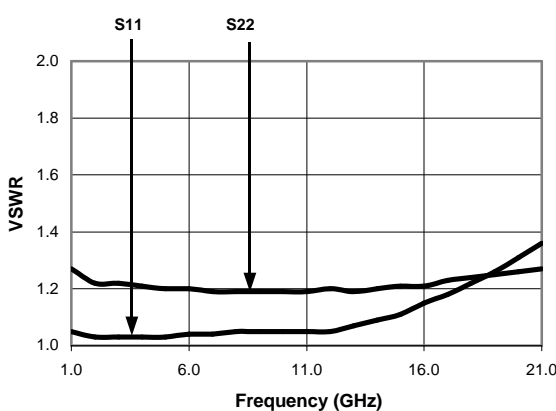
VSWR (S11, S22), 2 dB Bit



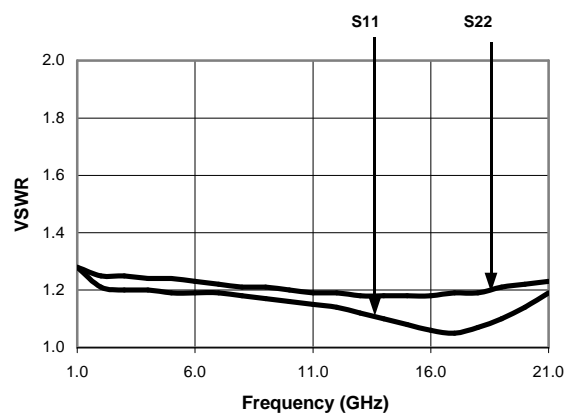
VSWR (S11, S22), 4 dB Bit



VSWR (S11, S22), 8 dB Bit



VSWR (S11, S22), 16 dB Bit



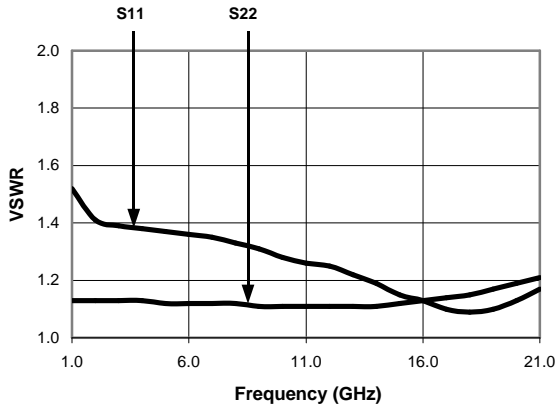
Specifications subject to change without notice.

- North America: Tel. (800) 366-2266
- Asia/Pacific: Tel.+81-44-844-8296, Fax +81-44-844-8298
- Europe: Tel. +44 (1344) 869 595, Fax+44 (1344) 300 020

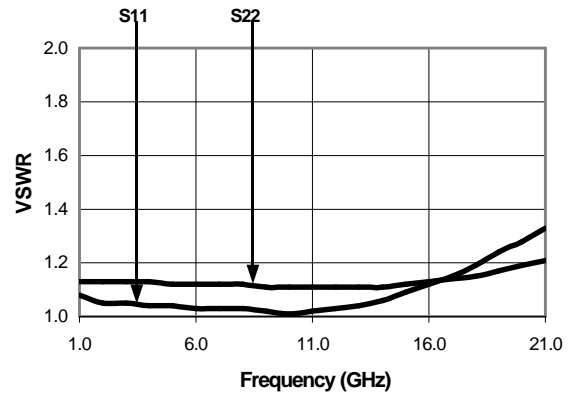
Visit www.macom.com for additional data sheets and product information.

Typical Performance Curves

VSWR (S11, S22), 32 dB Bit



VSWR (S11, S22), Max. Attenuation



Ordering Information

Part Number	Package
AT65-0106	Bulk Packaging
AT65-0106TR	Tape and Reel (1K Reel)
AT65-0106-TB	Units Mounted on Test Board

Specifications subject to change without notice.

- North America: Tel. (800) 366-2266
- Asia/Pacific: Tel.+81-44-844-8296, Fax +81-44-844-8298
- Europe: Tel. +44 (1344) 869 595, Fax+44 (1344) 300 020

Visit www.macom.com for additional data sheets and product information.