BM831

Mixer

0.7~1.4GHz High IIP3 GaAs MMIC Mixer with Integrated LO AMP

Device Features

- +31.7 dBm Input IP3
- 8.8dB Conversion Loss
- Integrated LO Driver
- -2 to +2dBm LO drive level
- Available 3.3V to 5V single voltage
- MSL 1, MSOP 8, Lead-free / Green / RoHS compliant
- ESD HBM Class 1B



MSOP 8 Package

Functional Block Diagram

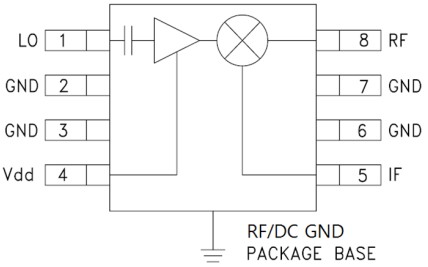

Product Description

The BM831 is a high linearity and dynamic covering range from 0.7GHz to 1.4GHz on 3.3V to 5V with a passive GaAs FET converter and two stage LO driver. This is packaged in a plastic surface mountable MSOP8 with Lead-free / Green / RoHS compliant. Typical Input IP3 and Conversion loss are 31.7dBm and 8.8dB, respectively. All devices are 100% RF/DC screened.

Applications

- Base station /Repeaters Infrastructure/Small Cell
- Commercial/Industrial/Military wireless system
- LTE / WCDMA /CDMA Wireless Infrastructure

Application Circuit

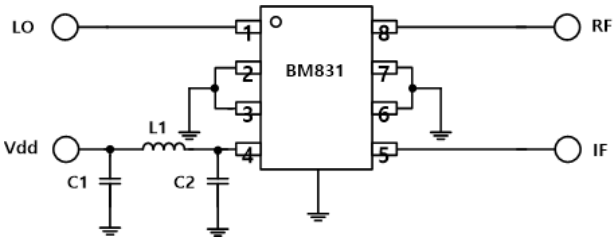

IF Frequency	BOM	Value
50~100MHz	C1	1nF
	C2	-
	L1	56nH
100~210MHz	C1	-
	C2	1nF
	L1	56nH

*** Notices**

- Pls use 0.15T metal thickness for SMT
- See page 15 for more detail

Absolute Maximum Ratings

Parameter	Rating	Unit
Operating Case Temperature	-40 to +85	°C
Storage Temperature	-55 to +155	°C
Junction Temperature	+126	°C
Operating Voltage	+7	V
LO Power	+10	dBm
Input RF/IF Power	+25	dBm

Operation of this device above any of these parameters may result in permanent damage.

Preliminary Datasheet

Specifications and information are subject to change and products may be discontinued without notice. BeRex is a trademark of BeRex.
All other trademarks are the property of their respective owners. © 2017 BeRex

BM831

Mixer

0.7~1.4GHz High IIP3 GaAs MMIC Mixer with Integrated LO AMP

Preliminary Datasheet

Typical Performance[1]

Test condition _ Measured on BeRex E/B at 25°C, 50ohm system, Vdd=5V Ids=58mA

Parameter	Min	Typ	Max	Min	Typ	Max	Min	Typ	Max	Min	Typ	Max	Min	Typ	Max	Units
RF Frequency Range	700~800			800~900			900~1000			1000~1100			1100~1400			MHz
LO Frequency Range	750~1010			850~1110			950~1210			1050~1310			1150~1610			MHz
IF Frequency Range	50~210			50~210			50~210			50~210			50~210			MHz
SSB Conversion Loss		10.1			9.1			8.8			8.9			9.3		dB
Input IP3[2]		30.3			31.7			31.7			32.6			32.6		dBm
LO Leakage RF Port		-9.1			-7.2			-6.0			-4.5			-2.8		dBm
LO Leakage IF Port		-15.0			-17.7			-18.7			-16.5			-11.1		dBm
RF-IF Isolation		-20.0			-22.4			-25.6			-25.9			-20.3		dB
RF Return Loss		-11.7			-14.7			-16.0			-16.0			-14.6		dB
IF Return Loss		-10.0			-9.0			-8.5			-8.6			-9.8		dB
Input P1dB		23.7			24.2			24.5			24.3			24.0		dBm
LO Drive Level	-2	0	+2	-2	0	+2	-2	0	+2	-2	0	+2	-2	0	+2	dBm

Test condition _ Measured on BeRex E/B at 25°C, 50ohm system, Vdd=3.3V Ids= 45mA

Parameter	Min	Typ	Max	Min	Typ	Max	Min	Typ	Max	Min	Typ	Max	Min	Typ	Max	Units
RF Frequency Range	700~800			800~900			900~1000			1000~1100			1100~1400			MHz
LO Frequency Range	750~1010			850~1110			950~1210			1050~1310			1150~1610			MHz
IF Frequency Range	50~210			50~210			50~210			50~210			50~210			MHz
SSB Conversion Loss		10.0			9.0			8.8			9.0			9.7		dB
Input IP3[2]		32.8			28.5			28.5			28.5			30.3		dBm
LO Leakage RF Port		-11.3			-9.9			-8.9			-7.8			-5.9		dBm
LO Leakage IF Port		-18.1			-21.3			-22.5			-20.3			-15.0		dBm
RF-IF Isolation		-19.1			-22.0			-25.3			-25.5			-19.7		dB
RF Return Loss		-15.3			-19.3			-20.3			-18.1			-15.2		dB
IF Return Loss		-9.0			-7.6			-7.2			-7.7			-7.4		dB
Input P1dB		18.9			19.1			19.1			18.6			17.9		dBm
LO Drive Level	-2	0	+2	-2	0	+2	-2	0	+2	-2	0	+2	-2	0	+2	dBm

Parameter	Min.	Typical	Max.	Unit
Bandwidth	700		1400	MHz
I_d @ (Vd = 5.0V)		58.0		mA
I_d @ (Vd = 3.3V)		45.0		mA
R_{TH}		99.0		°C/W

[1] Specifications show on 0dBm-LO drived power and 50 MHz-IF frequency in a down converting configuration with high-side LO.

[2] IIP3 is measured on two tone with RF in power 0dBm/ tone , F2—F1 = 1 MHz..

Specifications and information are subject to change and products may be discontinued without notice. BeRex is a trademark of BeRex.
All other trademarks are the property of their respective owners. © 2017 BeRex

BM831

Mixer

0.7~1.4GHz High IIP3 GaAs MMIC Mixer with Integrated LO AMP

Preliminary Datasheet

Typical Test Data

Test condition _ Measured on BeRex E/B at 25°C, 50ohm system, Vdd=5V, Ids=58mA , Down converting

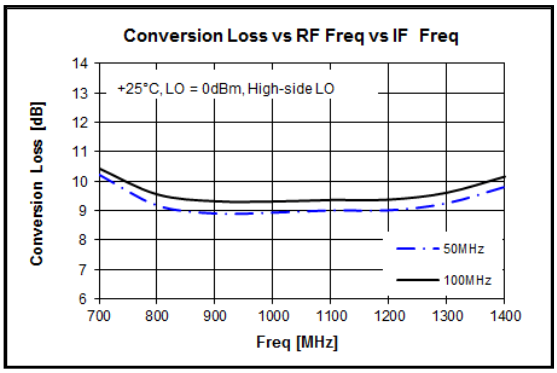

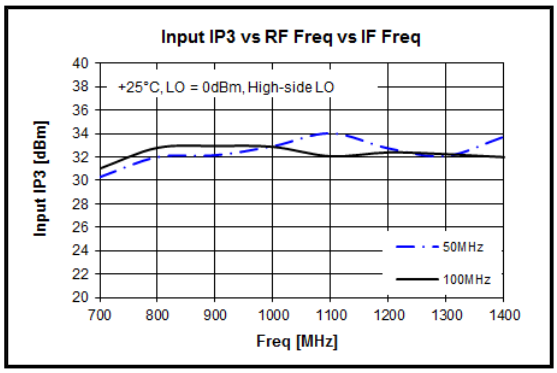

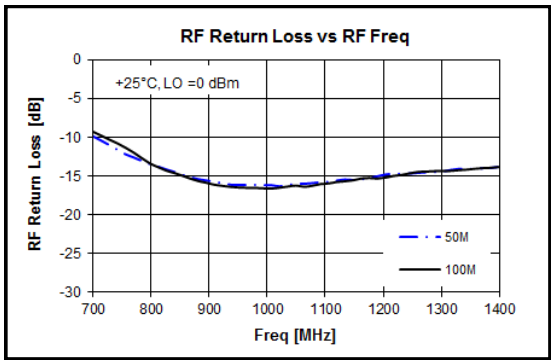

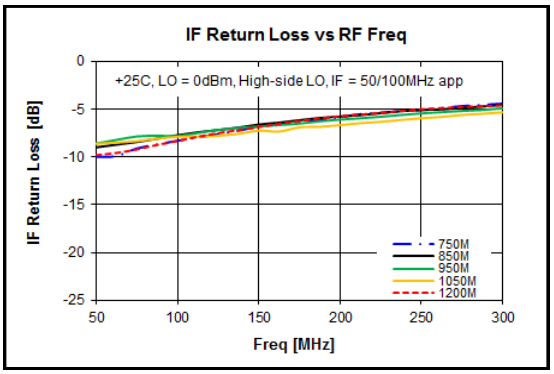

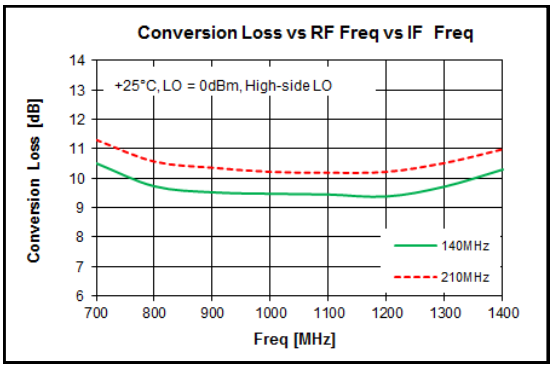

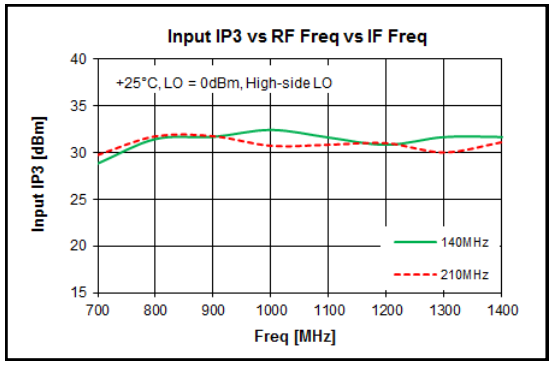

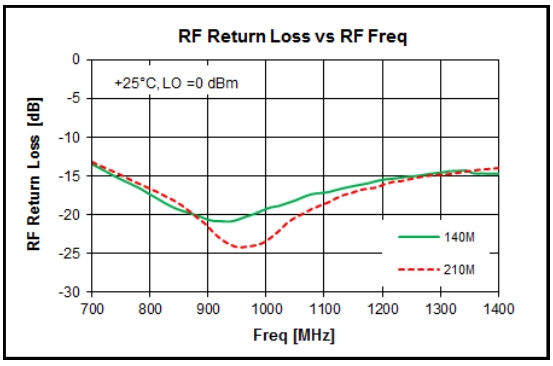

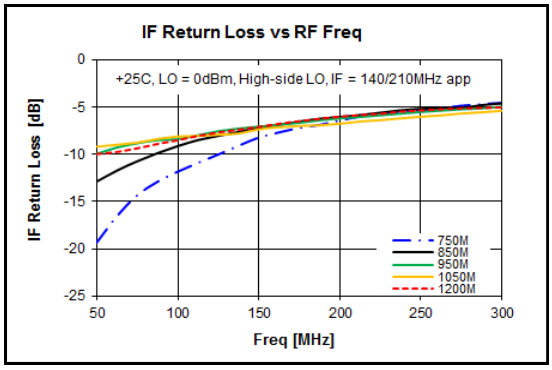

Specifications and information are subject to change and products may be discontinued without notice. BeRex is a trademark of BeRex.
All other trademarks are the property of their respective owners. © 2017 BeRex

Preliminary Datasheet

Typical Test Data

Test condition _ Measured on BeRex E/B at 25°C, 50ohm system, Vdd=5V, Ids=58mA , Down converting

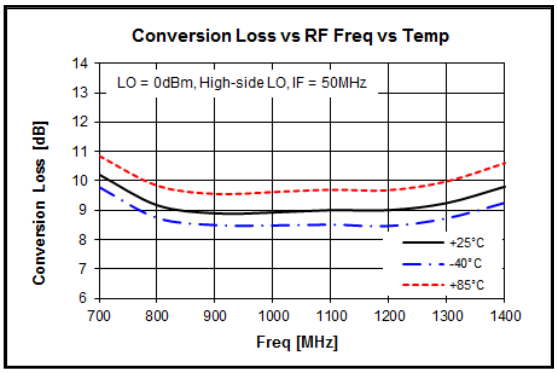

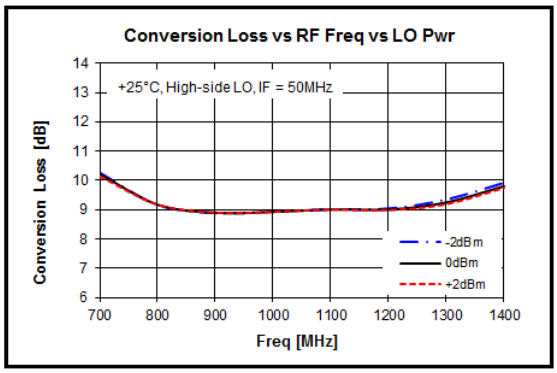

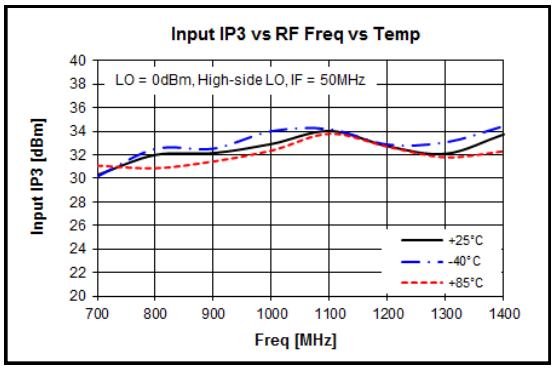

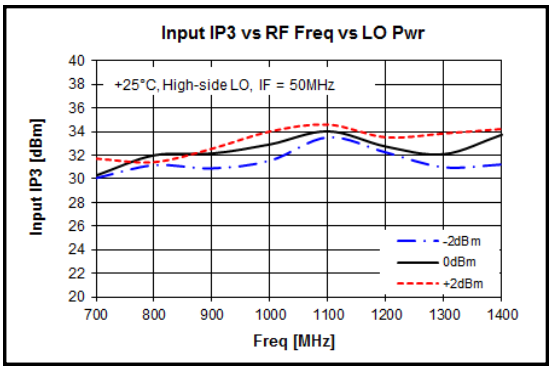

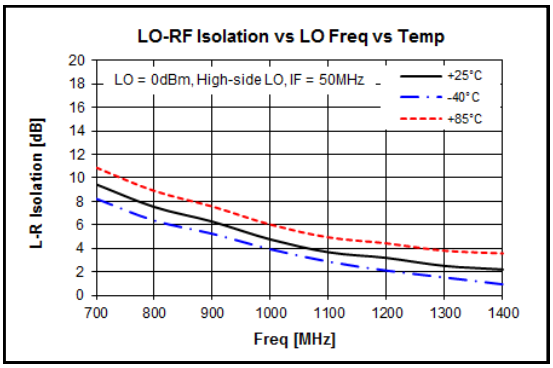

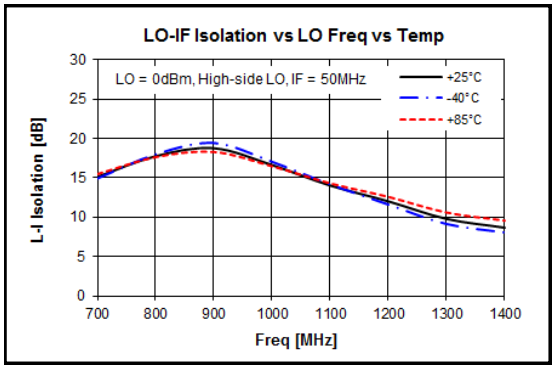

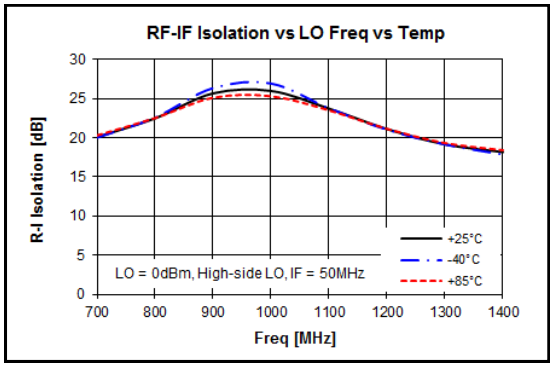

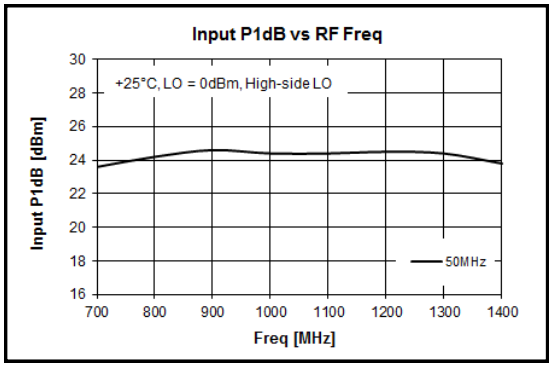

Specifications and information are subject to change and products may be discontinued without notice. BeRex is a trademark of BeRex.

All other trademarks are the property of their respective owners. © 2017 BeRex

Preliminary Datasheet

Typical Test Data

Test condition _ Measured on BeRex E/B at 25°C, 50ohm system, Vdd=5V, Ids=58mA , Down converting

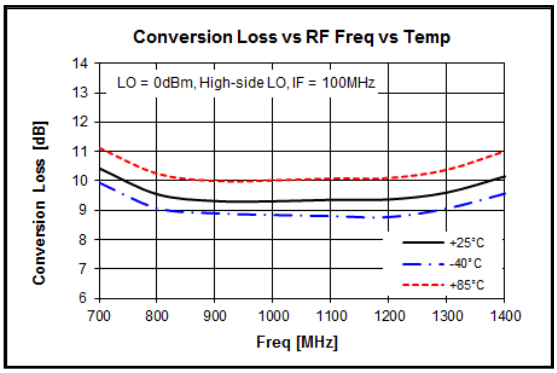

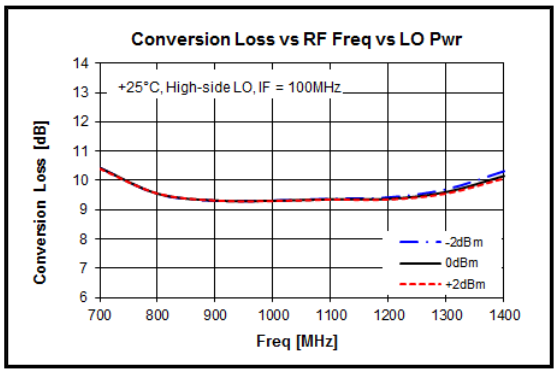

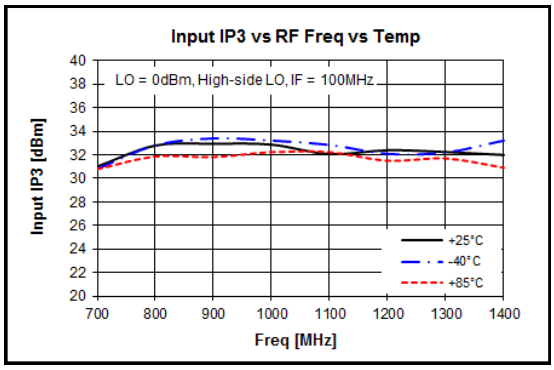

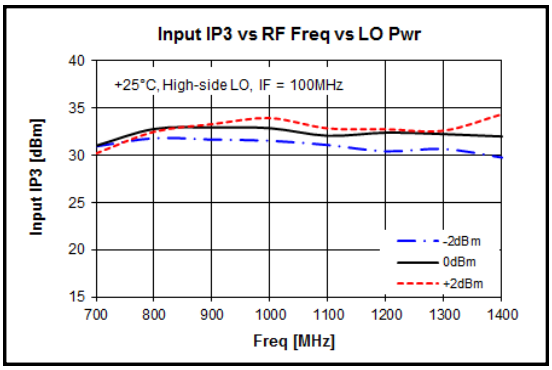

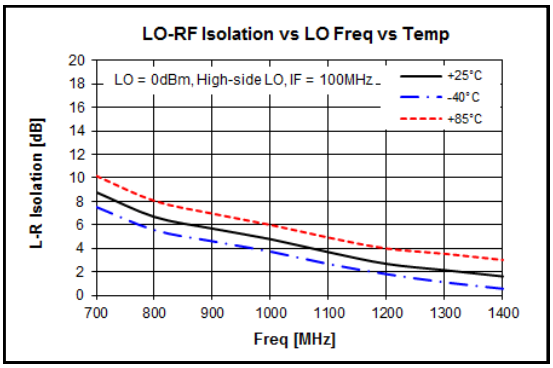

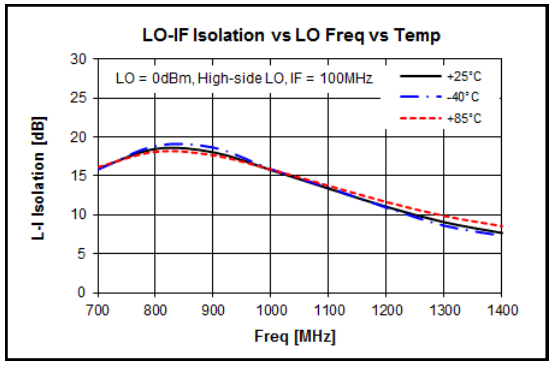

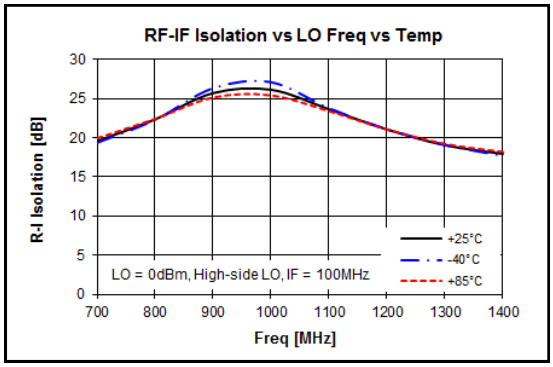

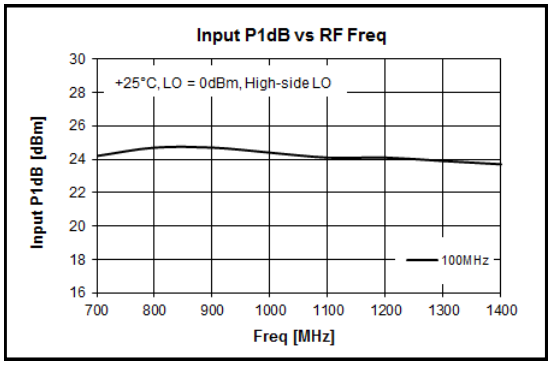

Specifications and information are subject to change and products may be discontinued without notice. BeRex is a trademark of BeRex.

All other trademarks are the property of their respective owners. © 2017 BeRex

Preliminary Datasheet

Typical Test Data

Test condition _ Measured on BeRex E/B at 25°C, 50ohm system, Vdd=5V, Ids=58mA , Down converting

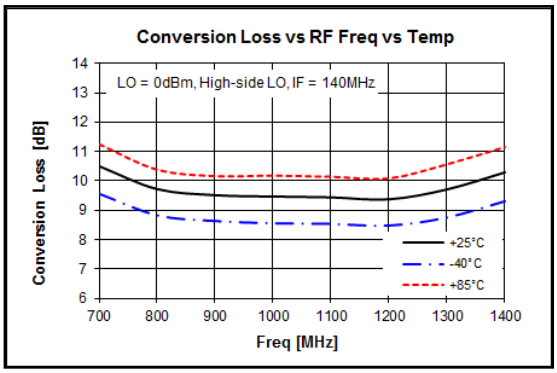

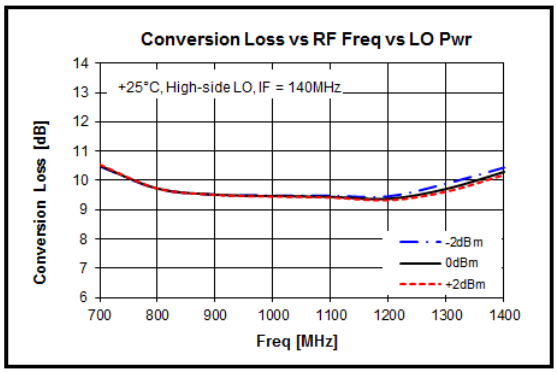

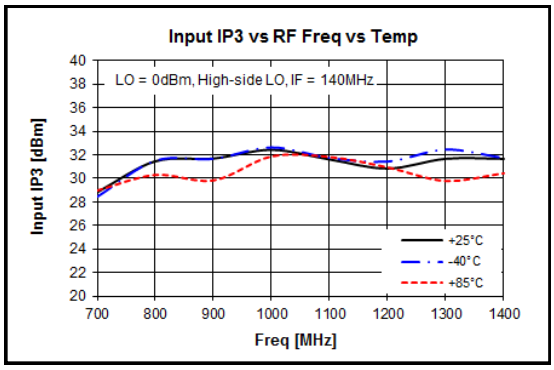

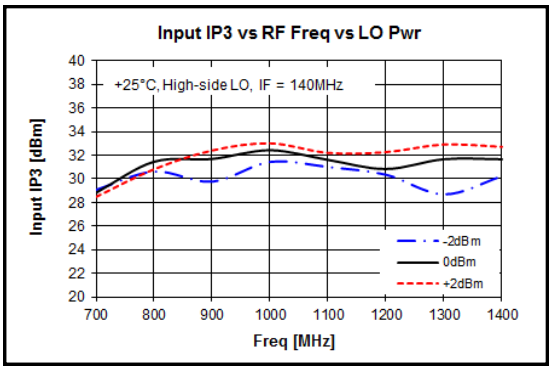

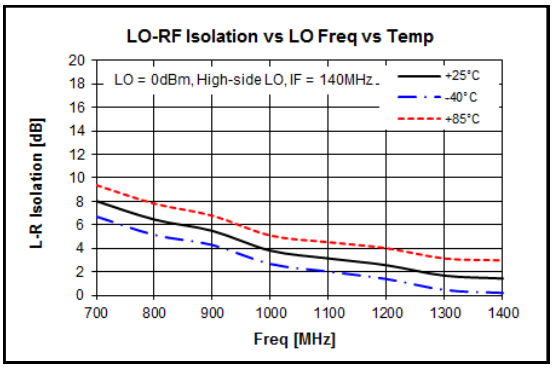

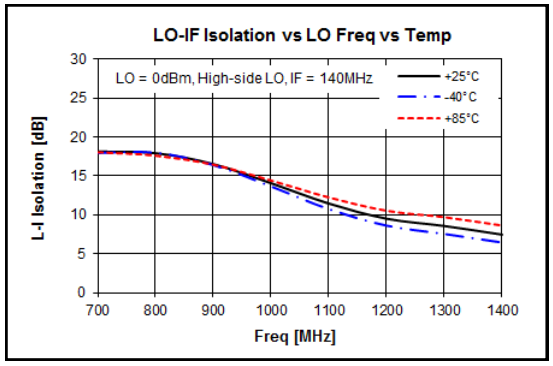

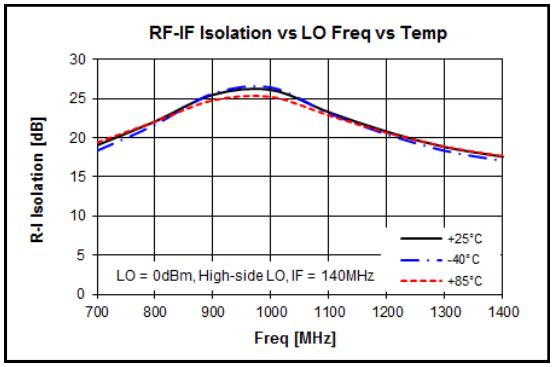

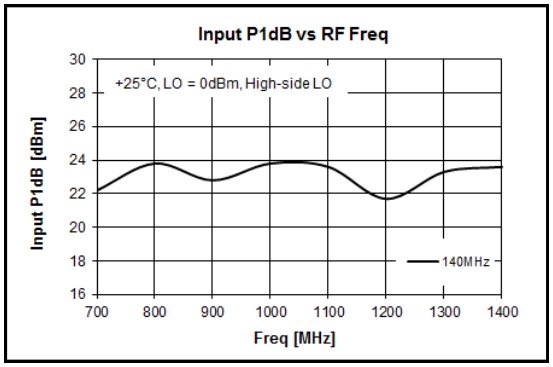

Specifications and information are subject to change and products may be discontinued without notice. BeRex is a trademark of BeRex.

All other trademarks are the property of their respective owners. © 2017 BeRex

Preliminary Datasheet

Typical Test Data

Test condition _ Measured on BeRex E/B at 25°C, 50ohm system, Vdd=5V, Ids=58mA , Down converting

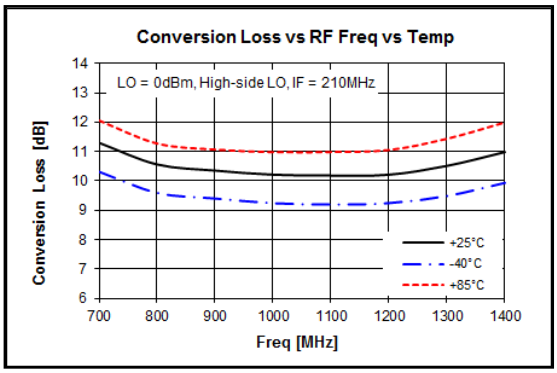

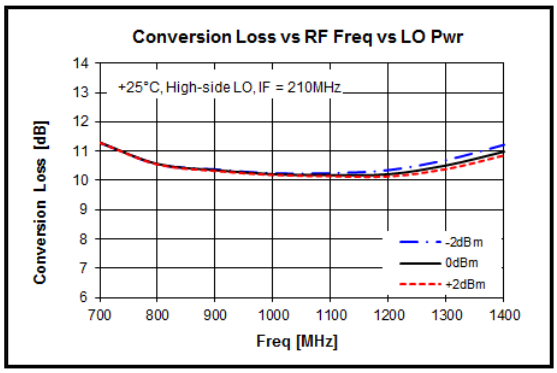

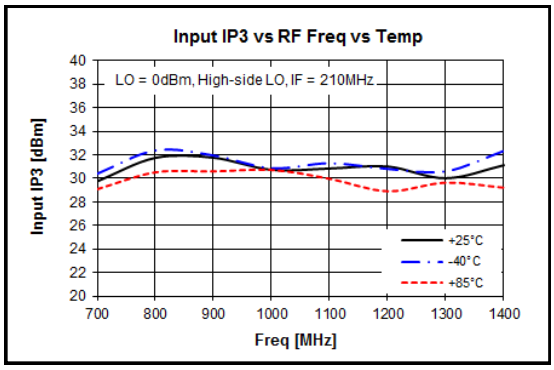

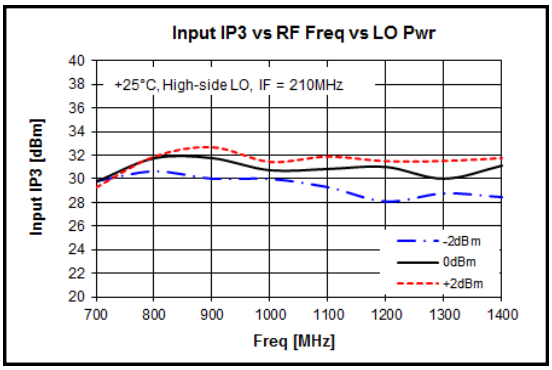

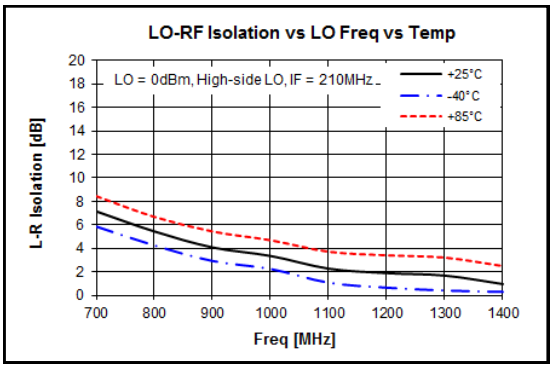

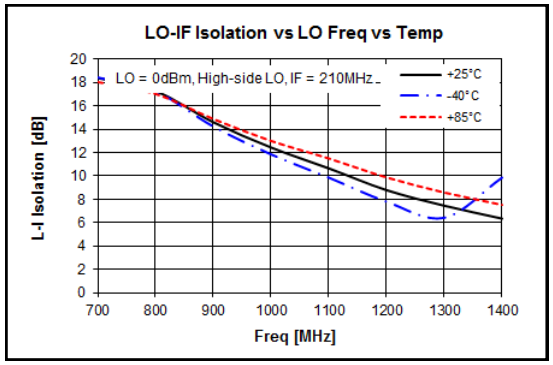

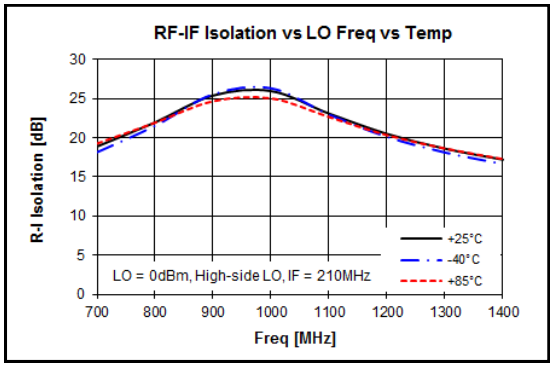

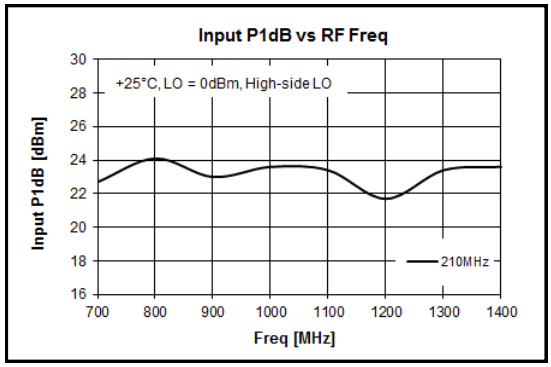

Specifications and information are subject to change and products may be discontinued without notice. BeRex is a trademark of BeRex.

All other trademarks are the property of their respective owners. © 2017 BeRex

Preliminary Datasheet

Typical Test Data

Test condition _ Measured on BeRex E/B at 25°C, 50ohm system, Vdd=3.3V, Ids=45mA, Down converting

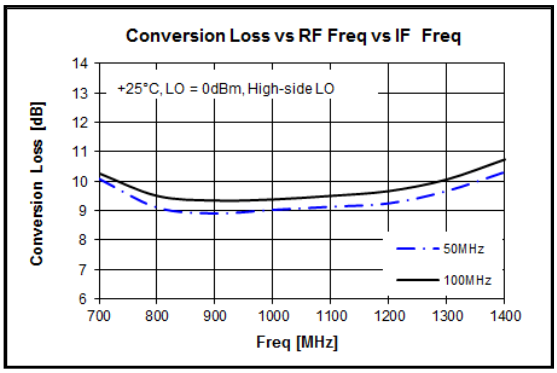

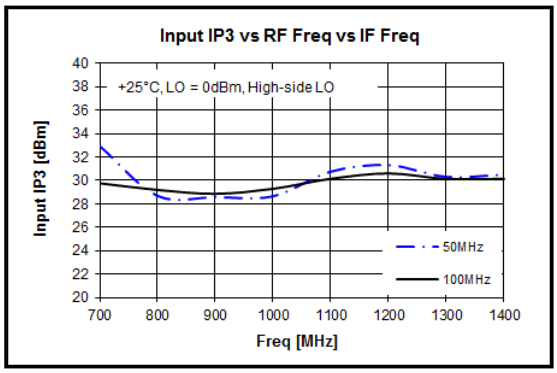

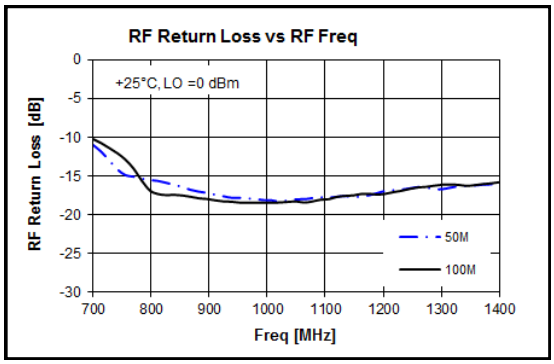

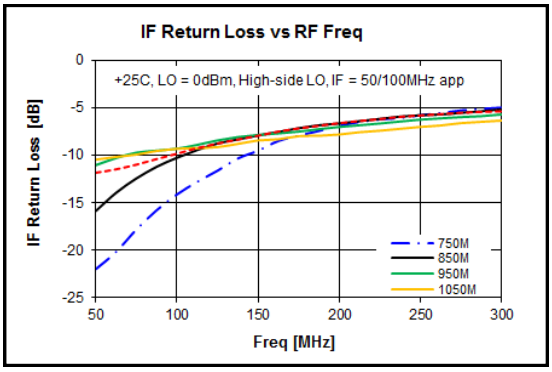

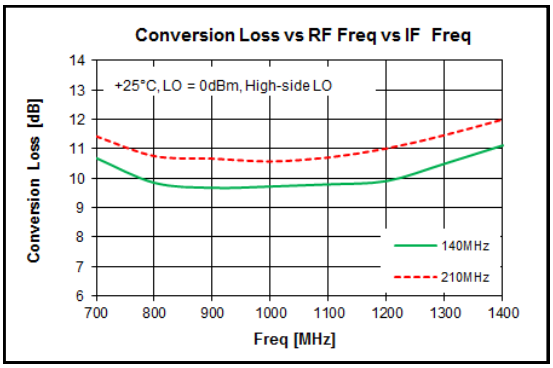

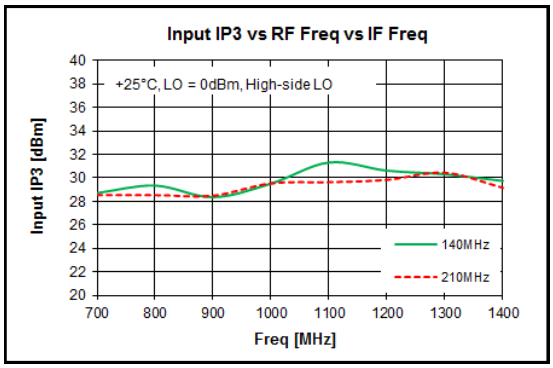

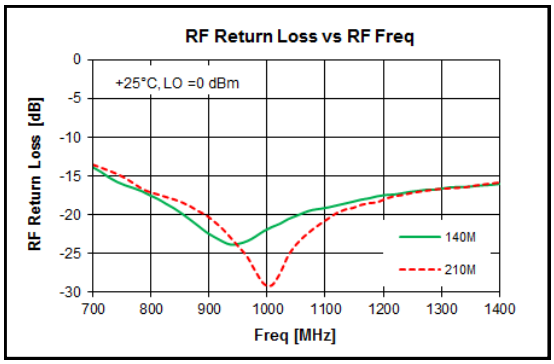

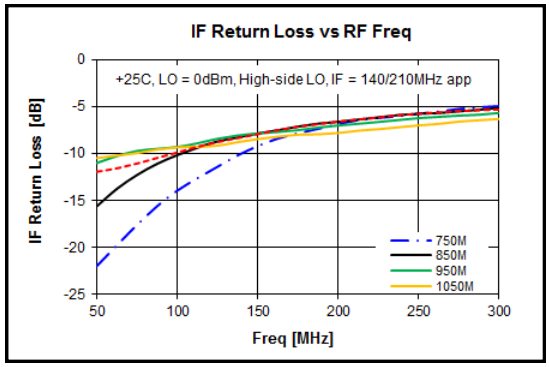

Specifications and information are subject to change and products may be discontinued without notice. BeRex is a trademark of BeRex.

All other trademarks are the property of their respective owners. © 2017 BeRex

Preliminary Datasheet

Typical Test Data

Test condition _ Measured on BeRex E/B at 25°C, 50ohm system, Vdd=3.3V, Ids=45mA, Down converting

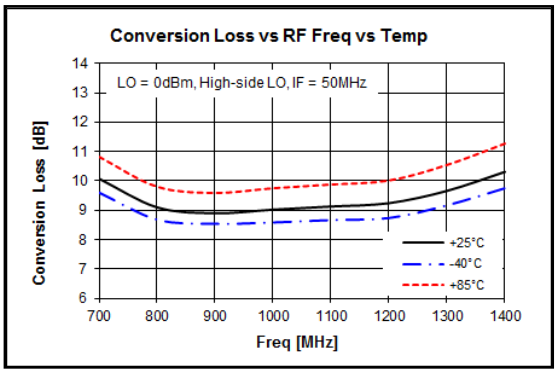

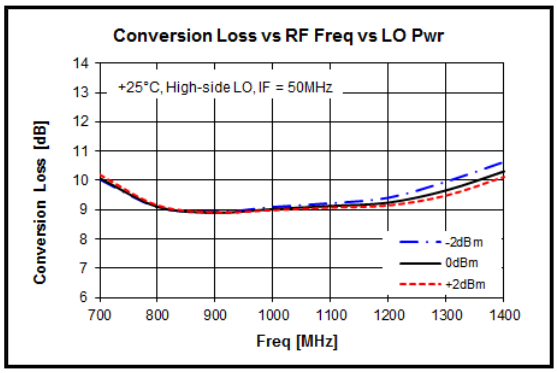

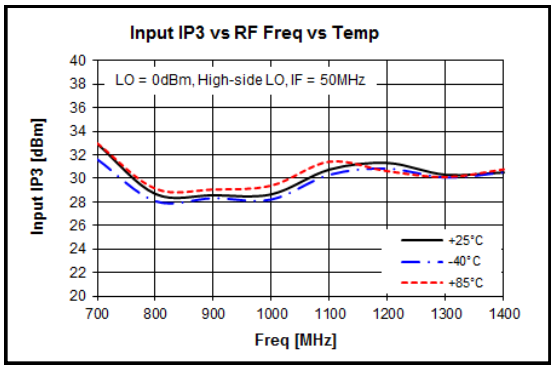

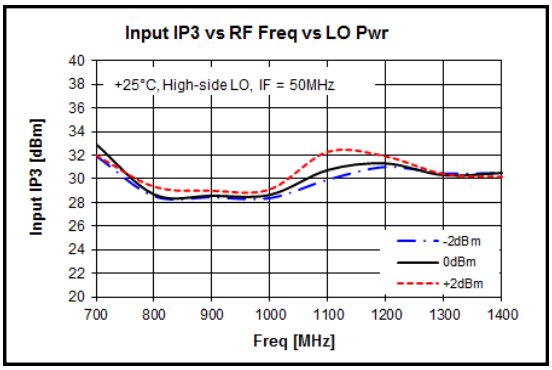

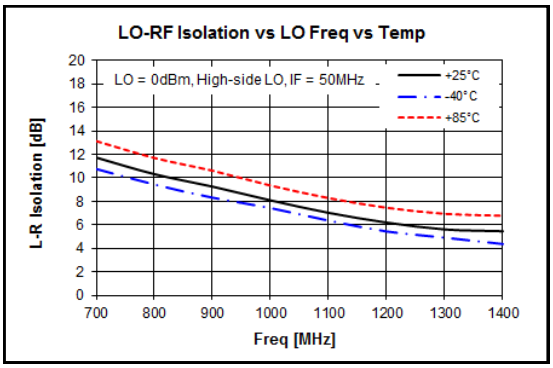

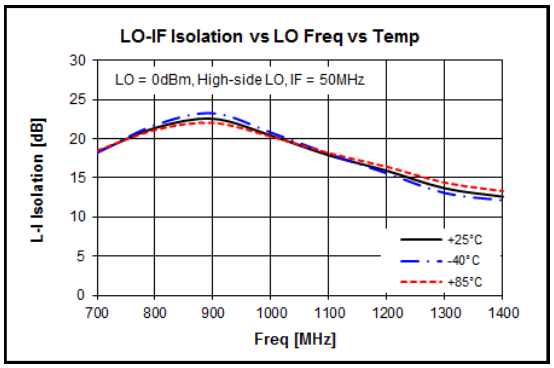

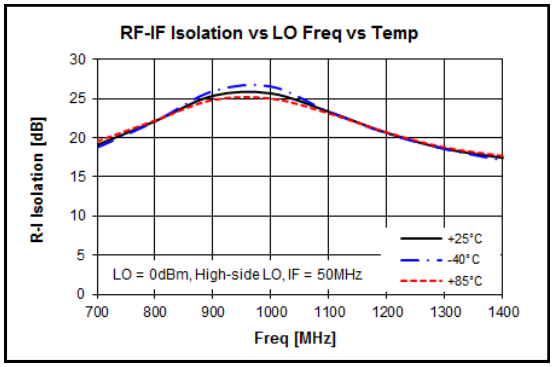

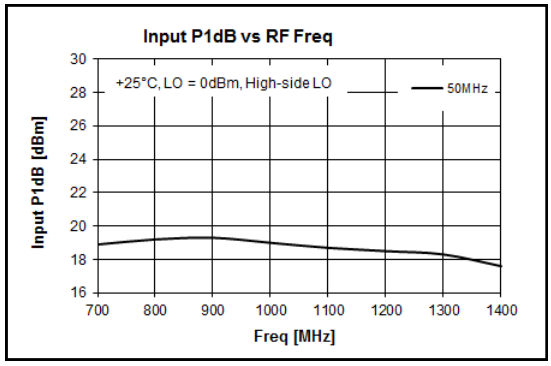

Specifications and information are subject to change and products may be discontinued without notice. BeRex is a trademark of BeRex.

All other trademarks are the property of their respective owners. © 2017 BeRex

Preliminary Datasheet

Typical Test Data

Test condition _ Measured on BeRex E/B at 25°C, 50ohm system, Vdd=3.3V, Ids=45mA, Down converting

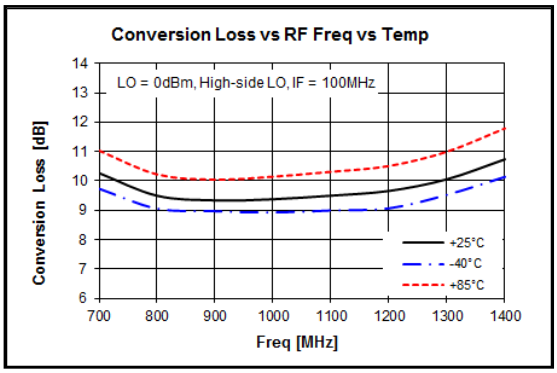

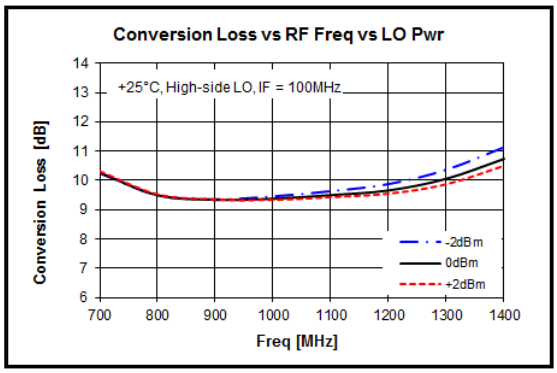

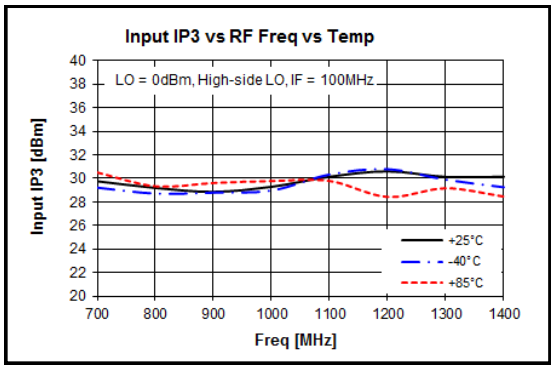

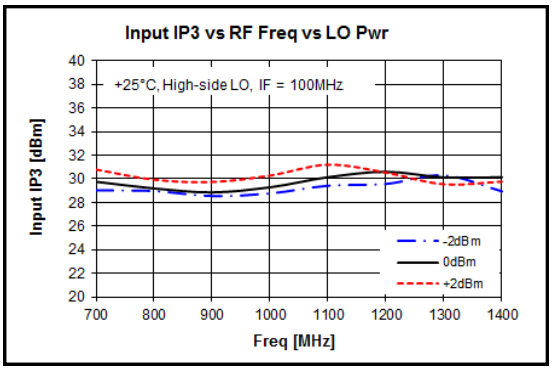

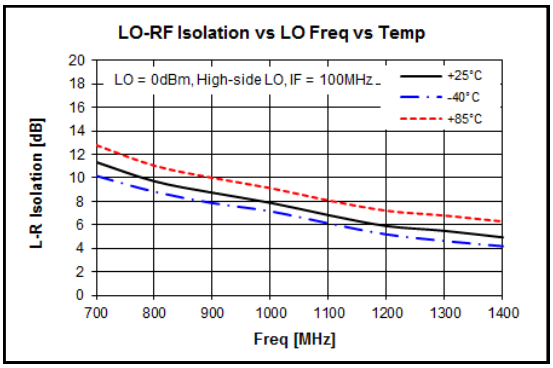

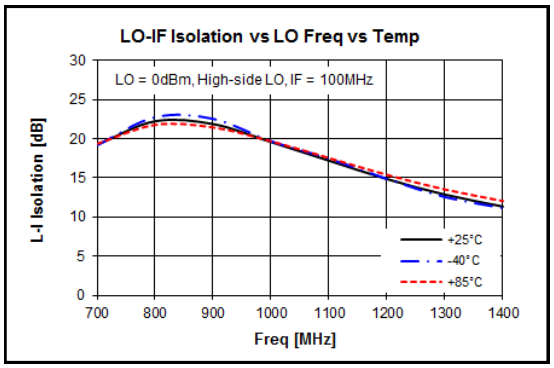

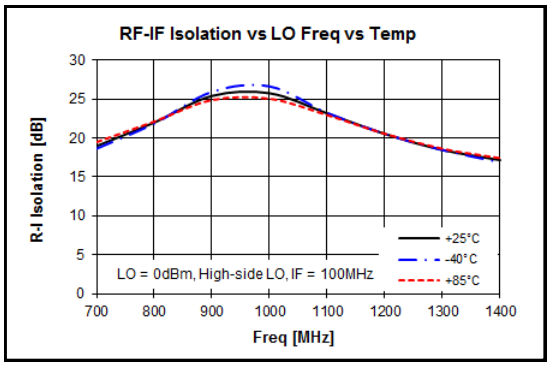

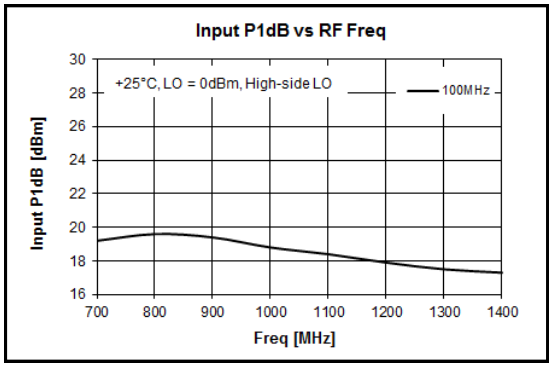

Specifications and information are subject to change and products may be discontinued without notice. BeRex is a trademark of BeRex.

All other trademarks are the property of their respective owners. © 2017 BeRex

Preliminary Datasheet

Typical Test Data

Test condition _ Measured on BeRex E/B at 25°C, 50ohm system, Vdd=3.3V, Ids=45mA, Down converting

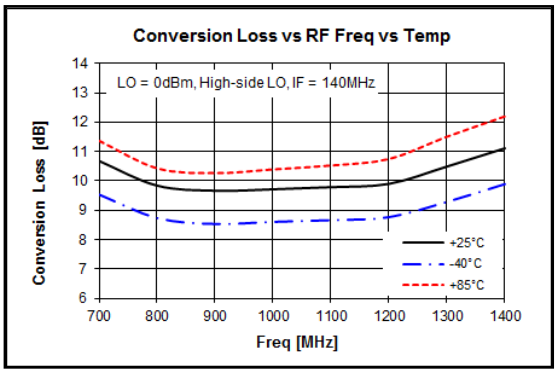

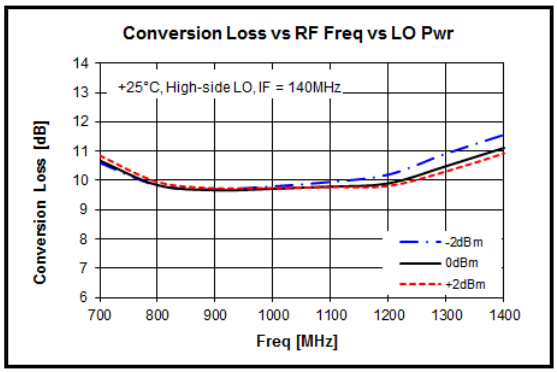

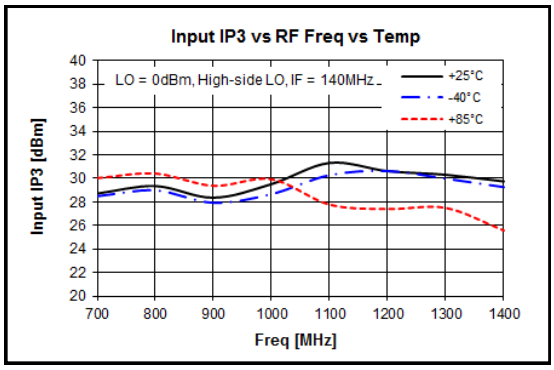

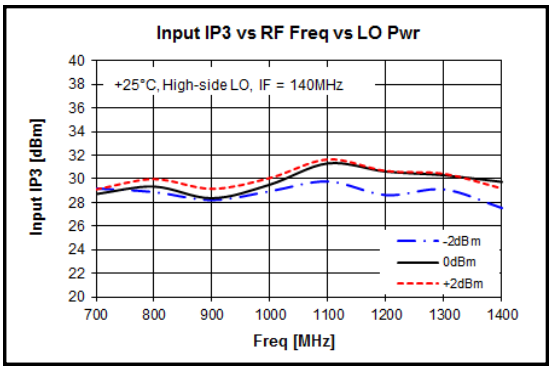

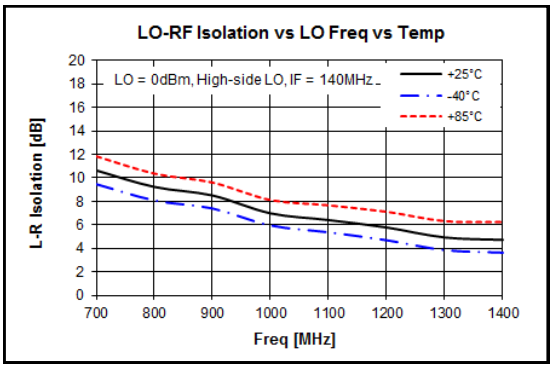

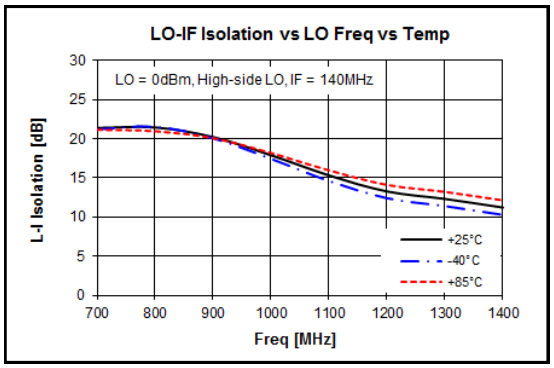

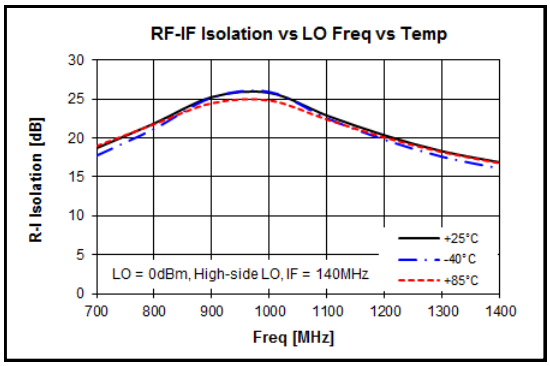

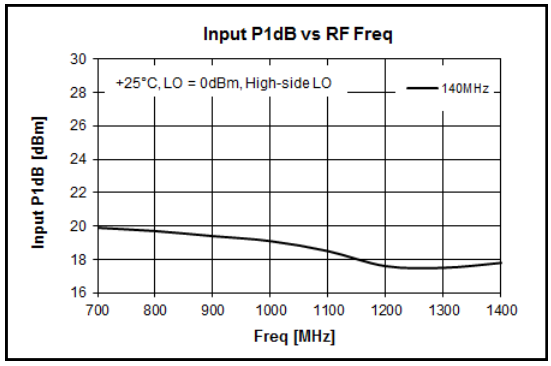

Specifications and information are subject to change and products may be discontinued without notice. BeRex is a trademark of BeRex.

All other trademarks are the property of their respective owners. © 2017 BeRex

Preliminary Datasheet

Typical Test Data

Test condition _ Measured on BeRex E/B at 25°C, 50ohm system, Vdd=3.3V, Ids=45mA, Down converting

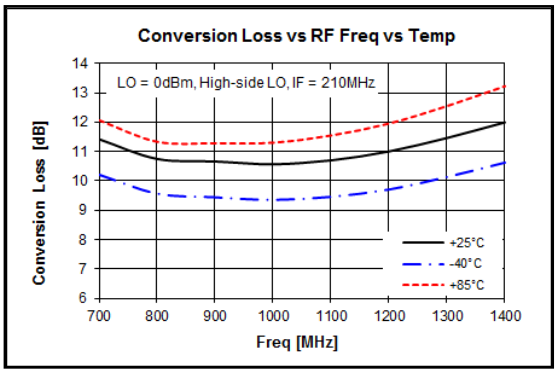

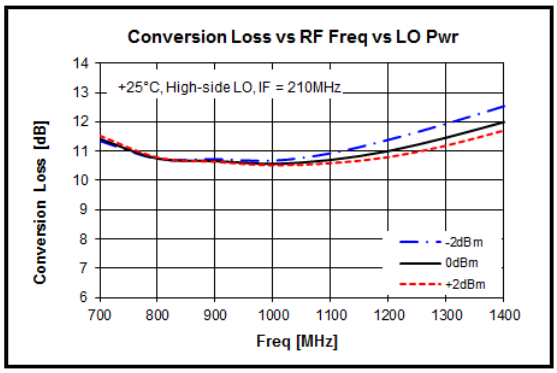

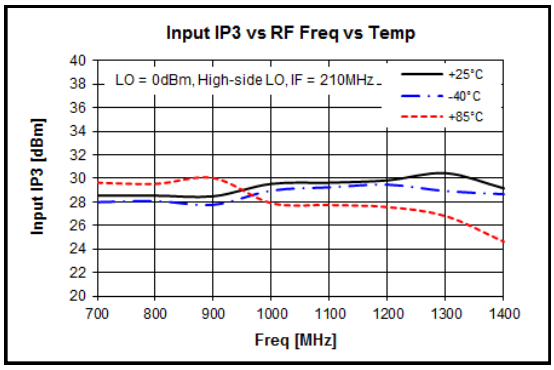

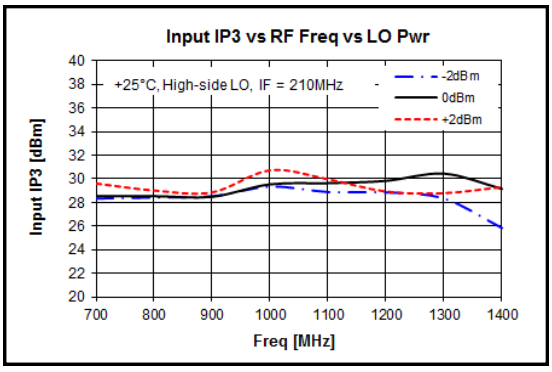

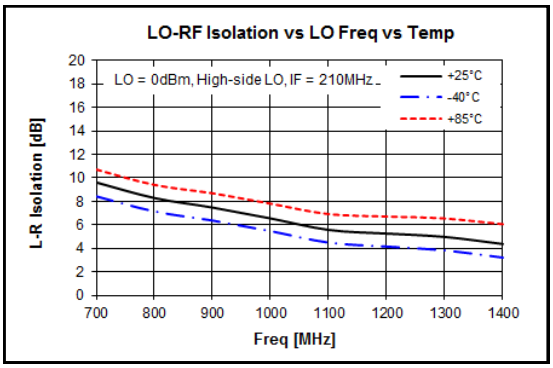

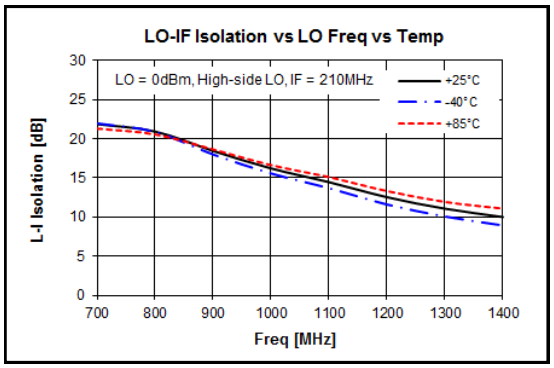

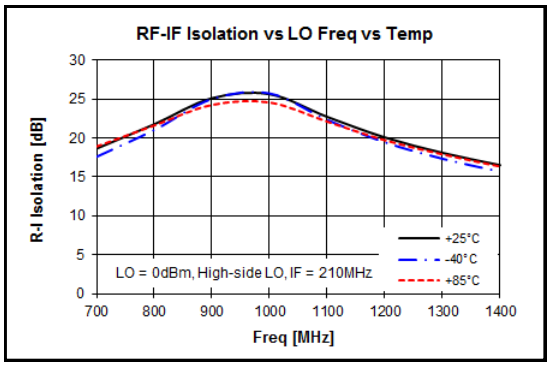

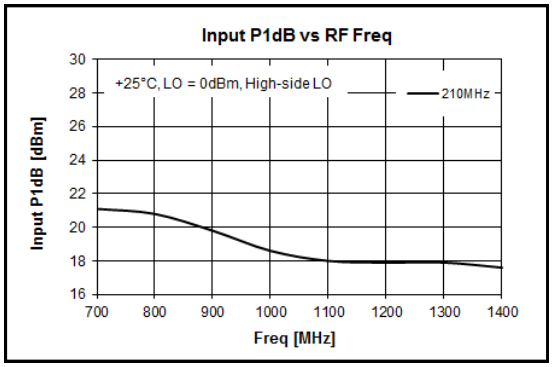

Specifications and information are subject to change and products may be discontinued without notice. BeRex is a trademark of BeRex.

All other trademarks are the property of their respective owners. © 2017 BeRex

Preliminary Datasheet

Typical Test Data

Test condition _ Measured on BeRex E/B at 25°C, 50ohm system, Vdd=5V, Ids=58mA , Up converting

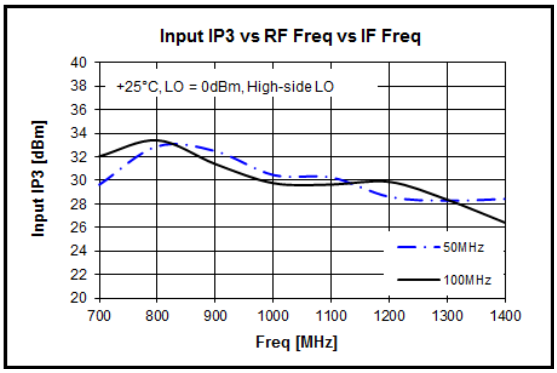

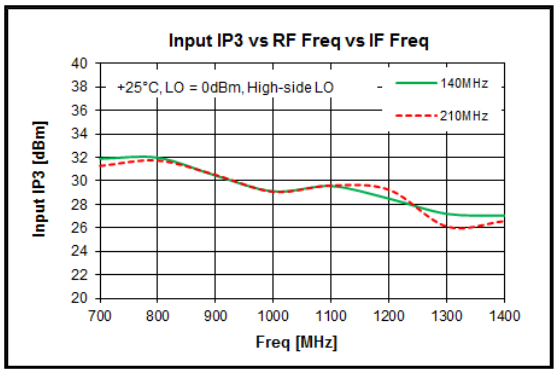

Test condition _ Measured on BeRex E/B at 25°C, 50ohm system, Vdd=3.3V, Ids=45mA, Up converting

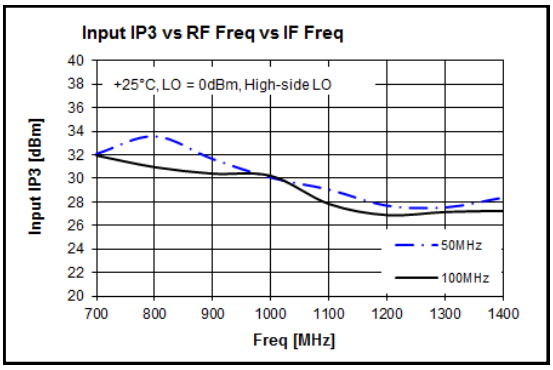

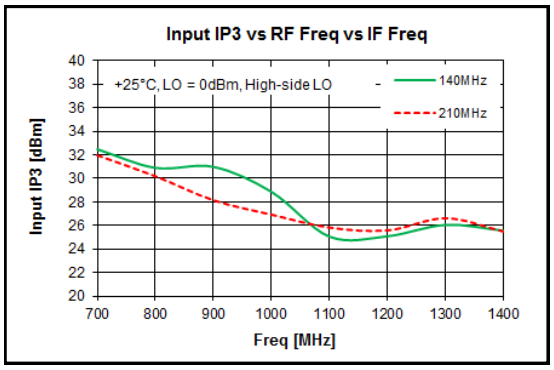

Spur Table

N \ M	0	1	2	3	4	5
0		8	5	6	0	1
1	16	0	42	17	21	18
2	51	61	46	61	50	49
3	75	84	80	75	84	72
4	98	98	108	98	102	105
5	110	114	114	114	114	114

Spur table is $N \times f_{RF} - M \times f_{LO}$ mixer spurious products for 0 dBm input power, unless otherwise noted.

RF Frequency = 900 MHz

LO Frequency = 1041 MHz

All values in dBc relative to the IF Power Level.

Specifications and information are subject to change and products may be discontinued without notice. BeRex is a trademark of BeRex.

All other trademarks are the property of their respective owners. © 2017 BeRex

Preliminary Datasheet

Package Outline Drawing

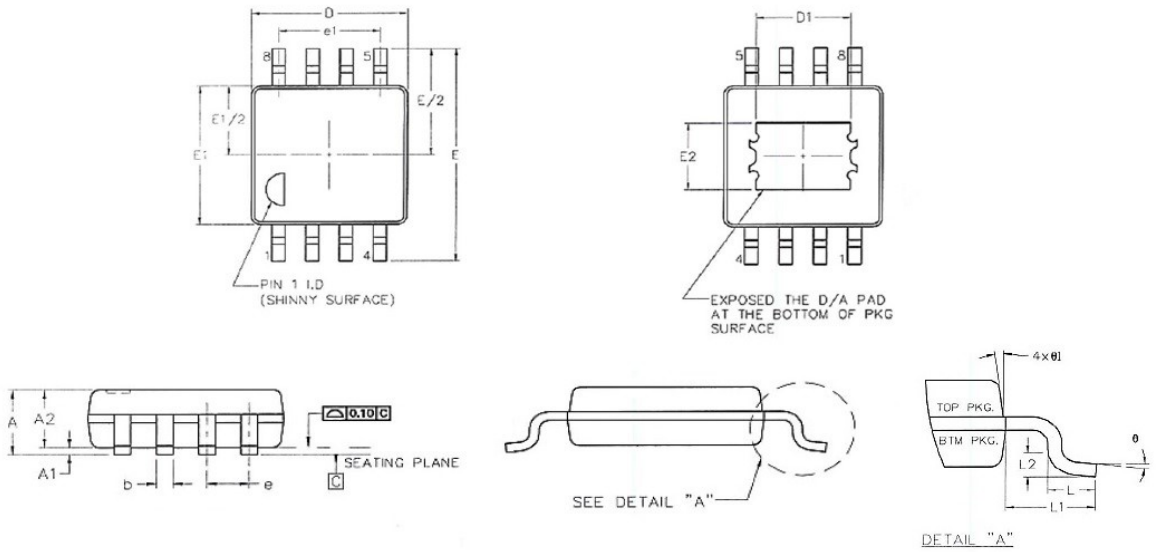

	A	A1	A2	b	D	D1	E	E1	E2	e	e1	L	L1	L2
Min		2	32	11	114	66	188	114	54			16		
Nom		4	34		118		192	118		25.5 Typ	76.7 Typ	22	37 Ref	10 Typ
Max	42	6	36	15	122	70	196	122	58			27		

*Remark all unit in mils

Package Marking

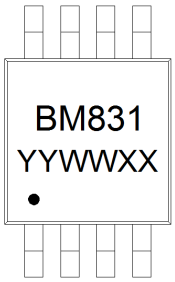

Pin 1

YY = Year, WW = Working Week,
XX = Wafer No.

Evaluation Board Drawing



Specifications and information are subject to change and products may be discontinued without notice. BeRex is a trademark of BeRex.
All other trademarks are the property of their respective owners. © 2017 BeRex

Preliminary Datasheet

Suggested PCB Land Pattern and PAD Layout

PCB Land Pattern

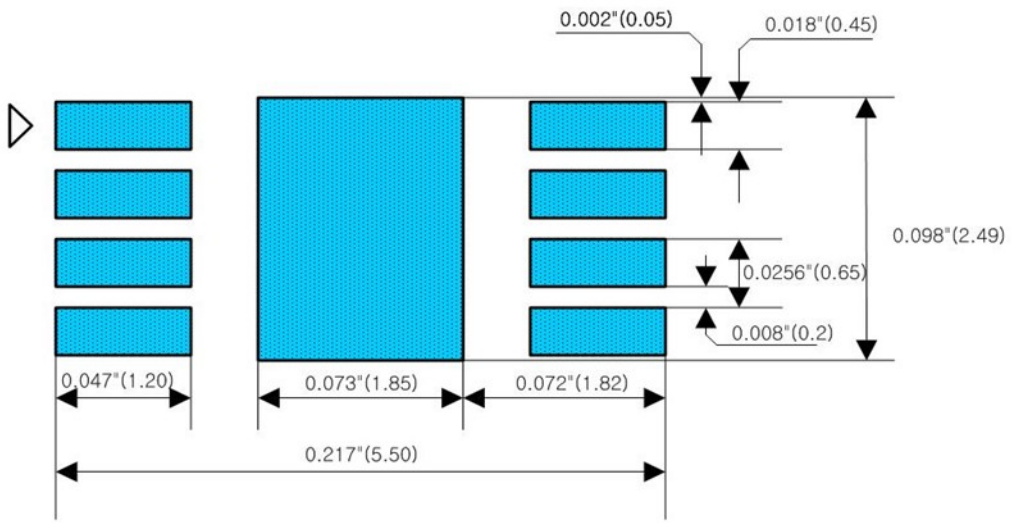

Note : 1. Connection to Bottom Ground with multiple via holes.

2. Via holes _ as many as possible.

3. All Dimensions _ millimeters.

4. PCB lay out _ on BeRex website.

5. Use 0.15T metal mask to avoid incomplete soldering on exposed ground pad.

Pin Configuration

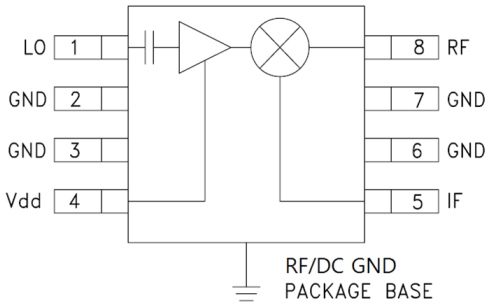

Pin No.	Label	Description
1	LO	Local Oscillator Injection. Internally DC Blocked
2,3,6,7	GND	RF/DC Ground.
4	Vdd	Power supply for LO amplifier
5	IF	Intermediate Frequency
8	RF	Radio Frequency
Backside Paddle	GND	RF/DC Ground. Follow recommended via pattern and ensure good solder attach for best thermal and electrical performance.

Specifications and information are subject to change and products may be discontinued without notice. BeRex is a trademark of BeRex.

All other trademarks are the property of their respective owners. © 2017 BeRex

Preliminary Datasheet

Tape & Reel

MSOP8

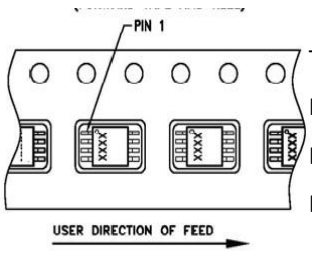

Packaging information:

Tape Width (mm): 12

Reel Size (inches): 7

Device Cavity Pitch (mm): 8

Devices Per Reel: 1000EA

Lead plating finish

100% Tin Matte finish

(All BeRex products undergoes a 1 hour, 150 degree C, Anneal bake to eliminate thin whisker growth concerns.)

MSL / ESD Rating

ESD Rating:	Class 1B
Value:	**Passes <1000V**
Test:	Human Body Model (HBM)
Standard:	JEDEC Standard JESD22-A114B

MSL Rating:	**Level 1 at +265°C convection reflow**
Standard:	JEDEC Standard J-STD-020

Proper ESD procedures should be followed when handling this device.

NATO CAGE code:

2	**N**	**9**	**6**	**F**

Specifications and information are subject to change and products may be discontinued without notice. BeRex is a trademark of BeRex.

All other trademarks are the property of their respective owners. © 2017 BeRex