


PANEL INDICATOR LEDs - Ø8.0mm Mounting

## FEATURES



### 327 SERIES

PACK QUANTITY = 20 PIECES

- Unobtrusive lens for flush mounting
- Flying lead terminations and low current versions available
- Sealed to IP40
- Supplied complete with mounting hardware
- Product illustrated 327-501-21

## SPECIFICATIONS

Ordering Information & Typical Technical Characteristics (Ta = 25°C)

Mean Time Between Failure Typically = 100,000 Hours. Luminous intensity figures refer to the unmodified discrete LED.

PART NUMBER	COLOUR	LENS	VOLTAGE DC Vopr	CURRENT DC Iopr	LUMINOUS INTENSITY Iv@20mA	WAVE LENGTH λp	OPERATING TEMP Topr	STORAGE TEMP Tstg	
<b>HIGH INTENSITY</b>									
327-000-21-50	Red/Yellow	White Diffused	12	20	900/4300	660/590	-40 ~ +85 <sup>^</sup>	-40 ~ +85	Yes
327-000-21-53	Red/Green	White Diffused	12	20	900/7800	660/525	-40 ~ +85 <sup>^</sup>	-40 ~ +85	Yes
327-000-21-55	Yellow/Green	White Diffused	12	20	4300/7800	590/525	-40 ~ +85 <sup>^</sup>	-40 ~ +85	Yes
327-501-21	Red	Colour Diffused	12	20	11000	643	-40 ~ +95 <sup>^</sup>	-40 ~ +100	Yes
327-521-21	Yellow	Colour Diffused	12	20	16000	591	-40 ~ +95 <sup>^</sup>	-40 ~ +100	Yes
327-532-21	Green	Colour Diffused	12	20	23000	527	-40 ~ +95 <sup>^</sup>	-40 ~ +100	Yes
327-930-21	Blue	Colour Diffused	12	20	7000	470	-40 ~ +95 <sup>^</sup>	-40 ~ +100	Yes
327-997-21	Cold White	Colour Diffused	12	20	14000	*see below	-40 ~ +95 <sup>^</sup>	-40 ~ +100	Yes
327-501-23	Red	Colour Diffused	24-28	20	11000	643	-40 ~ +95 <sup>^</sup>	-40 ~ +100	Yes
327-521-23	Yellow	Colour Diffused	24-28	20	16000	591	-40 ~ +95 <sup>^</sup>	-40 ~ +100	Yes
327-532-23	Green	Colour Diffused	24-28	20	23000	527	-40 ~ +95 <sup>^</sup>	-40 ~ +100	Yes
327-930-23	Blue	Colour Diffused	24-28	20	7000	470	-40 ~ +95 <sup>^</sup>	-40 ~ +100	Yes
327-997-23	Cold White	Colour Diffused	24-28	20	14000	*see below	-40 ~ +95 <sup>^</sup>	-40 ~ +100	Yes
<b>UNITS</b>			<b>Vdc</b>	<b>mA</b>	<b>mcd</b>	<b>nm</b>	<b>°C</b>	<b>°C</b>	



<b>997F-C</b>	*Typical emission colour cold white			
x	0.245	0.361	0.356	0.264
y	0.229	0.385	0.351	0.220

Intensities (Iv) and colour shades of white (x,y co-ordinates) may vary between LEDs within a batch.

<sup>^</sup> = Products must be derated according to the derating information. Each derating graph refers to specific LEDs. Appropriate LED numbers shown. Refer to page 3.

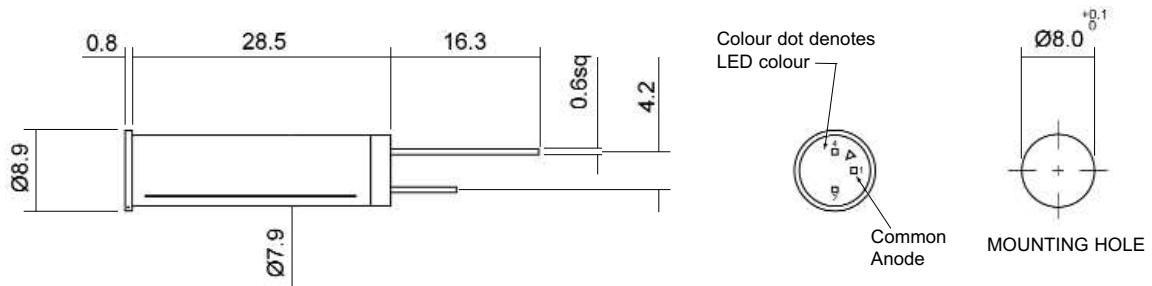
### How to Order:

website: [www.marl.co.uk](http://www.marl.co.uk) • email: [sales@marl.co.uk](mailto:sales@marl.co.uk) •

• Telephone +44 (0)1229 582430 • Fax: +44 (0)1229 585155

The information contained in this datasheet does not constitute part of any order or contract and should not be regarded as a representation relating to either products or service. Marl International reserve the right to alter without notice the specification or any conditions of supply for products or service.

### 327 Series



Dimensions in mm (Typical)  
Not to scale

Anode termination indicated by long tag  
for single colour, high intensity devices

#### MATERIALS

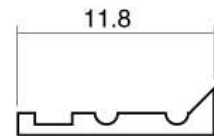
Body	Nylon 6
Panel Washer	Neoprene
Termination Pins	Tin on Nickel Plated Phosphor Bronze
Retaining Clip	Spring steel
Fresnel lens	Polycarbonate
Header	PTFE

#### PUSH-ON CONNECTORS

909-000-00 is gold plated  
910-000-00 is tin plated  
for use with 327 series.

Suitable for wire sizes from  
0.15mm<sup>2</sup> to 0.38mm<sup>2</sup> cross  
sectional area.

Dual metal contact design  
provides low resistance  
and gas tight electrical  
contact.



Dimensions in mm (Typical)  
Not to scale

#### TECHNICAL CHARACTERISTICS

SERIES	MAXIMUM POWER DISSIPATION	MAXIMUM REVERSE VOLTAGE	PANEL CUTOUT	MINIMUM MOUNTING CENTRES	MIN/MAX. PANEL THICKNESS
327	625	3	8.0	17.0	13.0
UNITS	mW	Vdc	mm	mm	mm

#### OPTIONAL FLYING LEAD TERMINATIONS

ORDER CODE SUFFIX	SUPPLY VOLTAGE	WIRE COLOUR	WIRE LENGTH	NO/DIAMETER OF CONDUCTORS	DIAMETER OVER INSULATION	COMMENTS
13	DC Products	Red-anode / Black-cathode	150mm	7/0.2mm	1.2mm	Customised lengths available
13	AC Products	Brown-live / Blue-neutral	150mm			
17	DC Products	Red-anode / Black-cathode	1000mm			
17	AC Products	Brown-live / Blue-neutral	1000mm			

#### PROTECTION DIODE

ORDER CODE SUFFIX	CIRCUIT	COMMENTS
01		Available on all indicators except Bi-Colour devices and when diode test is specified.

#### How to Order:

website: [www.marl.co.uk](http://www.marl.co.uk) • email: [sales@marl.co.uk](mailto:sales@marl.co.uk) •

• Telephone +44 (0)1229 582430 • Fax: +44 (0)1229 585155

The information contained in this datasheet does not constitute part of any order or contract and should not be regarded as a representation relating to either products or service. Marl International reserve the right to alter without notice the specification or any conditions of supply for products or service.

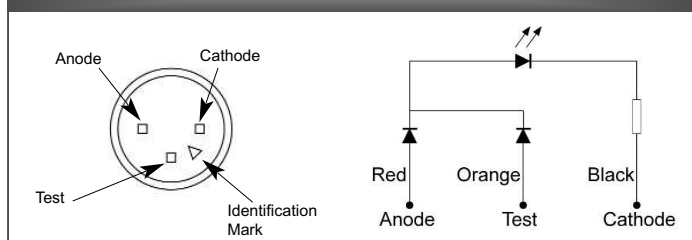


BS EN ISO 9001:2000  
Approved Manufacturer

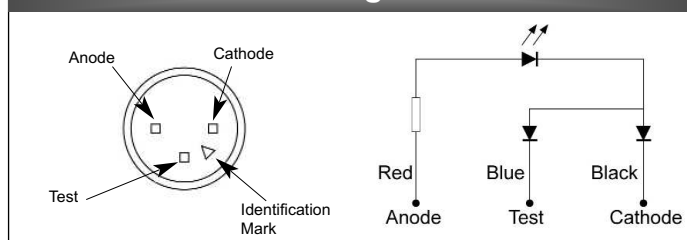
## Diode Test Facility

ORDER CODE SUFFIX	TERMINATION	CIRCUIT	COMMENTS
<b>03</b> <b>05</b> <b>09</b>	3 PINS 150mm of flying leads colours as shown 1000mm of flying leads colours as shown	TEST POSITIVE	Not available with Bi-colour LED
<b>04</b> <b>06</b> <b>10</b>	3 PINS 150mm of flying leads colours as shown 1000mm of flying leads colours as shown	TEST NEGATIVE	

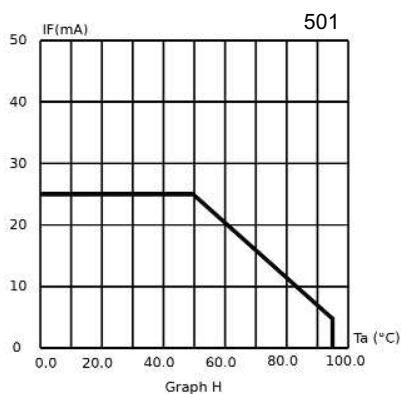
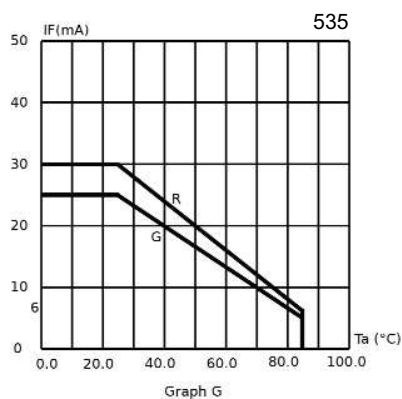
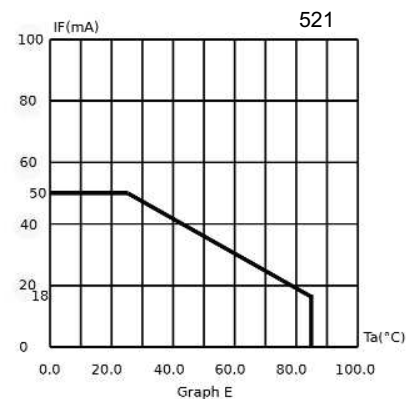
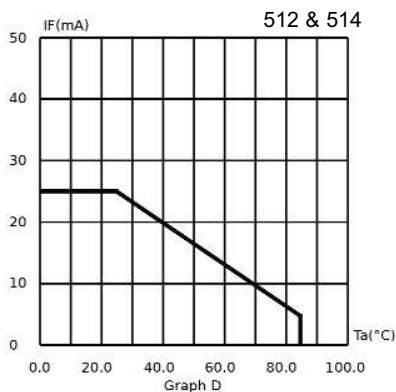
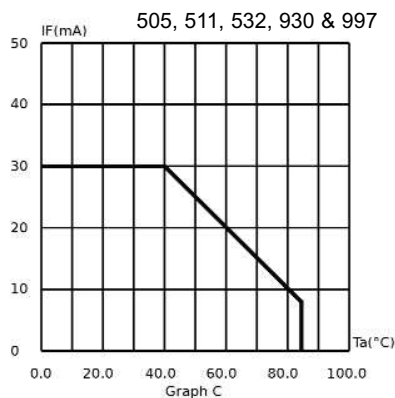
### Test Positive



### Test Negative



## De-rating Information



### How to Order:

website: [www.marl.co.uk](http://www.marl.co.uk) • email: [sales@marl.co.uk](mailto:sales@marl.co.uk) •

• Telephone +44 (0)1229 582430 • Fax: +44 (0)1229 585155

The information contained in this datasheet does not constitute part of any order or contract and should not be regarded as a representation relating to either products or service. Marl International reserve the right to alter without notice the specification or any conditions of supply for products or service.



BS EN ISO 9001:2000  
Approved Manufacturer

## 327 Series

Part numbers also available in the 327 Series:

PART NO.	COLOUR	VOLTAGE (Vdc) Vopr
327-000-21-51	Yellow/Yellow	12Vdc
327-000-21-54	Red/Red	12Vdc
327-000-22-50	Red/Red	24Vdc
327-000-22-51	Red/Yellow	24Vdc
327-000-22-54	Red/Yellow	24Vdc
327-000-22-55	Red/Green	24Vdc
327-000-22-61	Red/Green	24Vdc
327-000-22-62	Red/Red	24Vdc
327-000-22-63	Red/Yellow	24Vdc
327-000-22-64	Yellow/Green	24Vdc
327-000-22-65	Yellow/Green	24Vdc
327-501-04	Red	20mA
327-501-20-50	Red	5/6Vdc
327-501-21	Red	12Vdc
327-501-22	Red	24Vdc
327-501-22-50	Red	24Vdc
327-501-22-51	Red	24Vdc
327-501-24	Red	48Vdc
327-501-25	Red	110Vdc
327-501-76-19	Red	230Vac
327-502-22	Red	24Vdc
327-502-22-02	Red	24Vdc
327-502-22-50	Red	24Vdc
327-502-42	Red	15Vdc
327-502-42-02	Red	15Vdc
327-502-53	Red	50Vdc
327-502-75	Red	110Vac
327-503-04-21	Red	20mA
327-503-22	Red	24Vdc
327-503-24	Red	48Vdc
327-505-04-03	Red	20mA
327-509-22	Yellow	24Vdc
327-509-42	Yellow	15Vdc
327-511-04-03	Green	20mA
UNITS		

PART NO.	COLOUR	VOLTAGE (Vdc) Vopr
327-512-04	Green	20mA
327-512-04-03	Green	20mA
327-512-20	Green	5/6Vdc
327-512-22	Green	24Vdc
327-512-48-50	Green	60Vdc
327-514-48-50	Green	60Vdc
327-521-04	Yellow	20mA
327-521-21	Yellow	12Vdc
327-521-22	Yellow	24Vdc
327-521-22-50	Yellow	24Vdc
327-521-24	Yellow	48Vdc
327-521-42-50	Yellow	15Vdc
327-521-60	Yellow	75Vdc
327-521-75	Yellow	110Vac
327-532-04	Green	20mA
327-532-20	Green	5/6Vdc
327-532-22	Green	24Vdc
327-532-22-50	Green	24Vdc
327-532-24	Green	48Vdc
327-532-25	Green	110Vdc
327-532-76-13	Green	230Vac
327-532-76-19	Green	230Vac
327-535-22-35	Green	24Vdc
327-930-04	Blue	20mA
327-930-21	Blue	12Vdc
327-930-22	Blue	24Vdc
327-930-75	Blue	110Vac
327-997-04	White	20mA
327-997-22	White	24Vdc
327-997-76-15	White	230Vac
327-997-76-50	White	230Vac
327-997-76-51	White	230Vac
UNITS		

The products listed above illustrate all of the options available to order. These products may have custom modifications that alter their operation beyond the generic information contained within this datasheet. Please contact sales for further information.

### How to Order:

website: [www.marl.co.uk](http://www.marl.co.uk) • email: [sales@marl.co.uk](mailto:sales@marl.co.uk) •

• Telephone +44 (0)1229 582430 • Fax: +44 (0)1229 585155

The information contained in this datasheet does not constitute part of any order or contract and should not be regarded as a representation relating to either products or service. Marl International reserve the right to alter without notice the specification or any conditions of supply for products or service.



BS EN ISO 9001:2000  
Approved Manufacturer